MAESTRO
quattro

i-LèD

MAESTRO
quattro

i-LèD



FERRING PHARMACEUTICALS
Copenhagen (Denmark)
Fit-out and lighting design: Studio Foster+Partners
Photography: Nigel Young

Indoor

Downlights

Projectors & Track Systems

Ceiling, wall & suspensions

Linear systems

Step lights

Micro spotlights

Flex lights

Flex lights

Outdoor

Downlights

Projectors

Wall & Ceiling

Linear systems

Step lights

Floor grazing lights

Inground

Effect lights

Bollards

Urban lights

Underwater

Industrial

Industrial lights

Electronics

Electronics

Info

Symbols, Finishes, Optics, Index

Indoor range index

Downlights

Modoc NEW  40

EVO NEW  52

Vos  72

Quantum  78

Warp  82

Epitax  90

Loro  94

Giotto  100

Cob40  104

Cob44  106

Woofer NEW  108

LV54  112

Rada  114

Cell NEW  116

Optus_EX  122

Illuminator NEW  128

Projectors & Track Systems

Pound NEW  136

Optus NEW  152

Rollip35_T NEW  162

Cell NEW  164

Track System  166

Navata NEW  170

Creek  178

Ceiling, wall & suspensions

Tour Slim NEW  186

Tour_Slim_ Elliptic_PD NEW  192

Tour 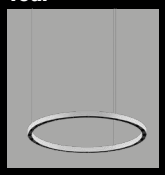 196

Skylum NEW  212

Mini_Albatros  222

Baton  224

Pound  230

Cell  236

High Wired  238

Emy  244

Indoor range index

Linear systems

Node System NEW

250

Modus NEW

268

Rollip NEW

284

Clear

304

Trail

306

Ink NEW

312

Archicove

330

Fylo+

334

Step lights

Step

342

Envelope

344

Petit

346

Quara

350

Vissa

354

Ilamt

356

Micro spotlights

Bibok

362

Aspho

364

Nitum

368

Picrol

370

Ghilea

372

Crystals

374

Eyelet

380

Flex lights range index

Flex lights

Profiles NEW

386

Ribbon PRO NEW

396

Ribbon Plus NEW

397

Ribbon NEW

401

PU_C Plus NEW

403

Silicone NEW

404

Rubber_O NEW

410

Rubber 3D NEW

420

Rubber 2D Mini NEW

426



NEW ALDEBARAN
LUXURY APARTMENTS
Catania (Italy)

Architectural project:
lineaTstudio - Studio di architettura
e design | Salvatore Terranova

Architect: Giorgia Testa Engineer

Photography: Giorgio Bottitta

Outdoor range index

Downlights

Guardian NEW

436

Orma NEW

442

Projectors

Eyelet65 NEW

454

Periskop NEW

456

Shaker NEW

468

Gardener

472

Clark316 NEW

474

Clivo

478

Iris67

480

Vuelta

484

Prolamp

486

Biglamp

490

Wall & Ceiling

Portik NEW

500

Cubit

504

Skin_S

516

Skin_W

518

Stadium

526

Vedette

528

Nail

534

Cem

536

Per

538

Linear systems

D-Wave

544

Dirigo_CUT-OFF NEW

550

Dirigo

554

Fylo+ Out

560

Skin

562

Archiline

568

Xenia NEW

586

Paseo

608

High Protection

618

Maxi Tube

628

Mini Tube

632

Thin66

636

Ice-Cut66

640

Outdoor range index

Step lights

Optiwall

646

Envelope

650

Intake

656

Chim

657

Orma
NEW

658

Step66

664

Quara

666

Cut

672

Sand

674

Clip

676

Floor grazing lights

Alcor
NEW

682

Alcor316
NEW

690

Astropek
NEW

698

Footpad

704

Inground

Suelo
NEW

712

Suelo 316
NEW

744

Orma

750

Beret

778

Effect lights

Arcada

786

Xenia Blade
NEW

788

Orma

792

Myia

794

Loop66

796

Pixie_PIXEL

798

Paseo_PIXEL

800

Xenia_PIXEL

802

Outdoor range index

Bollards

Buzzer
NEW

808

Nail

818

Ryo

820

Lino

822

Opti-pole

824

Bond Pro

826

Peak

828

Apache

830

Rolling Sky
NEW

832

Blum
NEW

836

Urban lights

Parker

844

Voyager

848

Ledweg

850

Stalk

852

Peak

854

Arms & fixing accessories

858

Underwater

Nautilus
NEW

868

Suelo

890

Sub

892

MK68

894

Rodix

900

Rubber 3D Protection
NEW

902

Industrial lights

Multilamp

912

Alux

916

Alix
NEW

920

Atix

922

Raptor

924

Biglamp

928

Electronics

General Index
931

Twil
NEW

932

Indoor
NEW

938

Outdoor
NEW

948

Master & controller
NEW

957

Emergency

968

INTERNATIONAL GLOBAL SERVICE LIGHT!

Our global presence is the key of our dedication to customer service. With teams operating on every continent, we are ready to respond to requests, whether they are routine in nature or involve more complex challenges. This global structure allows us to offer unique expertise, including the ability to organise site visits with our technical and commercial experts. We are committed to ensuring timely and professional responses at all times. Cultivating a continuous dialogue with lighting professionals, in order to better understand and satisfy their needs, is at the top of our objectives.



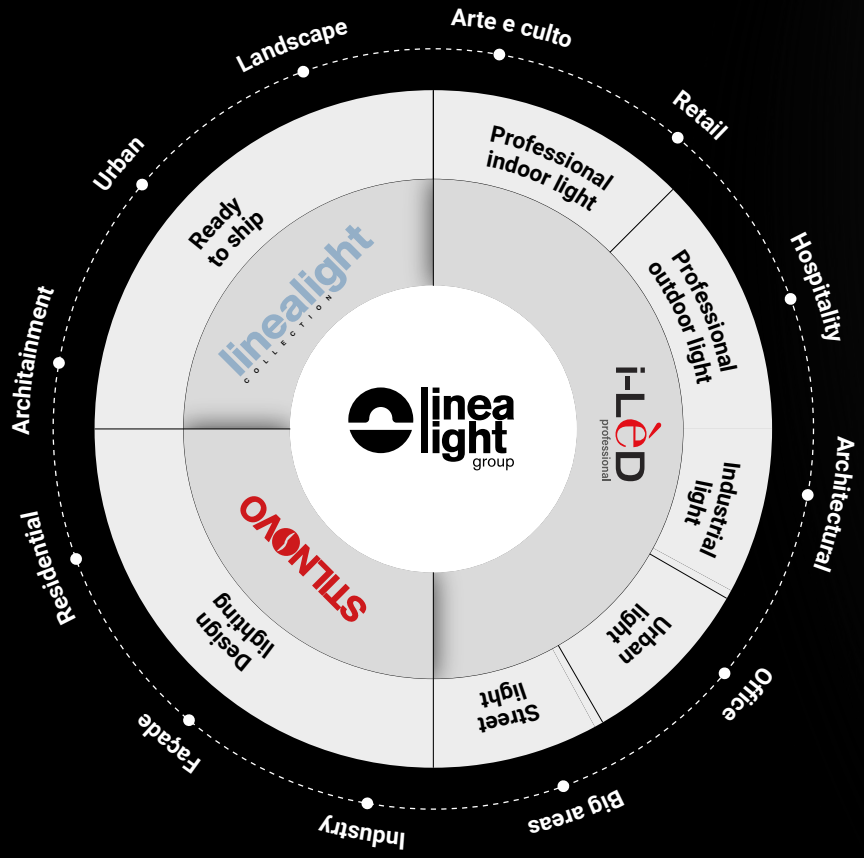



01 Linea Light HQ & site production, Treviso, Italy
02 Baltimore, USA site production (ETL)
03 Zhongshan, China site production (CCC)

04 Linea Light Milano, Italy
05 Linea Light North East, Italy
06 Linea Light Rome, Italy
07 Linea Light Spain
08 Athens, Greece (technical & sales contact)
09 Linea Light Deutschland
10 Linea Light France
11 Linea Light UK
12 Dublin, Ireland (technical & sales contact)
13 Doha, Qatar (technical & sales contact)
14 Linea Light GCC
15 Riyadh, Saudi Arabia (technical & sales contact)
16 New Delhi, India (technical & sales contact)
17 Linea Light Singapore
18 Shanghai, China (technical & sales contact)
19 Beijing, China (technical & sales contact)

INTERNATIONAL LIGHTING PROJECT

FERRING
KASTRUP, DENMARK
WORKPLACE



Fit-out and lighting design:
Studio Foster+Partners @fosterandpartners
Products: **Rollip custom, Shaker, Portik custom**

Inside the new Ferring Pharmaceuticals headquarters building, Linea Light Group has designed a special customised solution of Rollip to adapt it to the existing sound-absorbing false ceiling system. Extending for approximately 15 kilometres along corridors and passages, this versatile luminaire guarantees visual comfort and glare control.



SPARK ONE
MILAN, ITALY
WORKPLACE

Architectural design: **Progetto CMR**
Lighting project: **DEERNS**
Products: **Rollip, Cob, Emy**





The Spark One building inaugurates a new commercial area in the Santa Giulia district in Milan, near the Milano Rogoredo train and metro station. The building, with nine floors and a total area of approximately 52,000 square metres, hosts offices, catering and commercial activities. It is the result of an elaborate architectural project signed by the Progetto CMR studio, which created a space capable of characterising the neighbourhood with its own identity, inspired by the concepts of community, efficiency, sustainability and participation. The great protagonist of the building's lighting design is Rollip70, the continuous line system specifically designed to be integrated into the structure's beams. Used with two different power levels for maximum energy efficiency. The Cob down-light used in some of the office areas for its high visual comfort, completes the lighting project.

THE WESTIN LONDON
LONDON, UK
HOSPITALITY & WELLNESS

Project: **Dexter Moren Associates**
Lighting project: **Nulty Lighting**
Products: **Pound, Vos, Archicove, Creek 2.0, Rubber, Ribbon, Ice-Cut, Cell, Ink Systems, Rollip**





Wellness and business in an unprecedented dimension. This is The Westin London City promise, the new hotel of the prestigious Westin Hotels & Resorts chain, overlooking the Thames with a spectacular view of the river. Designed by the British architecture and interior design studio Moren, the building appears as an open and airy environment, capable of ensuring the right amount of privacy to its guests. The lighting project was conceived to be perfectly in line with the general theme of the hotel: wellbeing. To further underline the elegant atmosphere of the hotel, an accurate lighting project was created by the Nulty lighting designers in collaboration with Studio Moren, using various solutions from the Linea Light Group. The final effect is a feeling of calm and peace that pervades the visitor from the moment he/she arrives.

VIDA BEACH RESORT MARASSI AL BAHRAIN
MANAMA, BAHRAIN
HOSPITALITY & WELLNESS

Lighting Supplier: **Huda Lighting**
Lighting Designer: **UMAYA**





In the entrance of this five-star luxury resort, in the heart of Western Asia, between comfort and tranquillity. Our Alcor step light creates a warm and elegant atmosphere, welcoming and guiding guests along a fascinating path of light. A project supported by high technology and passion for the future, a dream that becomes real in this pearl of the desert.

APPLE'S CULVER CITY HEADQUARTERS
CULVER CITY, USA
WORKPLACE

Project: **Apple's Culver City Headquarters**
8777 Washington Blvd
Location: **Culver City, CA**
Architect: **Gensler**
Lighting Designer: **KGM**





Rubber by Inter-lux/Linea Light transforms the exterior of Apple's headquarters in Culver City by adding an eye-catching detail to the sides of the building.
Linea Light offers a wide range of high-performance LED luminaires and systems characterised by functionality, style and design. Architectural applications include recessed and surface options; Rubber is just one of Linea Light's infinite lighting solutions, characterised by a variety of strip solutions with flexible adhesive circuits suitable for humid places and a polyurethane resin diffuser that creates perfectly uniform lines of light. Extremely flexible, it can bend to cover a very narrow radius, adapting perfectly to sinuous profiles.

CLUNY HILL HOUSE
SINGAPORE
RESIDENTIAL

Architect: **Wallflower Architects**
Lighting designer: **Light Collab**





A house mirrored in the swimming pool.
Our lighting concept enhances the lines and reflections of the water.
Uncompromising lighting, like that of the Cluny Hill House project.
With its orthogonal shape, flat roof and raised first floor that seems to "float" above the swimming pool, Cluny Hill House seeks and finds its space in the contemporary era and in the future.
A welcoming home, which never goes unnoticed, neither in sunlight nor at night, illuminated by the unmistakable style of Linea Light: Rubber 3D Optic black finish that illuminates the facade, Blum that illuminates a flower bed, Orma_IJ to illuminate the lower part of the structure and finally Beret, chosen to highlight some niches inside the house.

MONTEFELTRO OFFICE VILLAGE
MILAN, ITALY
LIGHT FACADE



The recently completed restyling project of the Montefeltro Office Village complex in Milan used light as the characterising element of its facades. The ability of the Rubber 3D LED strip to play with three-dimensionality made it possible to give the building an image of robustness.

Project Team:
Stefano Giubileo, Gregg Brodarick, Andrea Bianchi, Fabio Crespi



MAUSOLEUM OF KHOJA
TURKESTAN, KAZAKHSTAN
ARTE E CULTO



Project: **Media Agency Plastdekor LLP**
Lighting Design: **Media agency Plastdekor LLP**
Electrical project, project adaptation, supply:
LLP SOCIETÀ DI INGEGNERIA "KAZGIPRONEFTETRANS", Media Agency Plastdekor LLP

Linea Light took care of the external lighting of the Mausoleum of Khoja Ahmed Yasawi in Kazakhstan, a magnificent Islamic religious monument from the 12th century, included in the list of UNESCO world heritage sites.
For the lighting project, aimed at enhancing different scenarios of the building, over 200 luminaires were used, some of which were customised, from the Arcada, Archiline, Vuelta, Xenia, Prolamp and Orma families, controlled by a remote system capable of programming and controlling the light.









THE FACTORY

THE PRODUCTIVE HEART OF i-LèD



The impressive 21,400 square meter production plant; the company is a point of reference for the design and production of high-tech lighting fixtures. The Technical Department for the Development of Lighting Fixtures and the Technical Electronic Department are at the centre of this innovation hub. Here, the company invests in research and development to ensure its products live up to technological challenges and market expectations. The factory is not only a place of ideas, but also an example of efficiency and modernity. Equipped with the most innovative production and logistics systems, the company is able to guarantee the highest quality and punctual delivery times. The ISO 9001 and 14001 certifications attest to the constant commitment to excellence, confirming the quality of the production processes and the attention towards environmental impact.



With over 20 numerically controlled (CNC) machines at our disposal, we shape materials with precision. This allows us to create a wide range of products, adaptable to different market demands in terms of size and performance. In particular, our 3 cutting lines for aluminium extrusions are the heart of our savoir-faire. These plants allow us to precisely shape aluminium profiles, ensuring consistent quality and production flexibility, confirming us as a reliable partner for our customers.

The autostore warehouse, a latest generation system that houses components and small parts such as lenses, glass and springs, has the purpose of maximising the yield and speed of operations, whilst managing to reduce costs and obtain a total traceability of the operations. The warehouse is made up of 21,000 boxes divided into 1312 stations with 16 stacked boxes. By scanning the barcode, the order signal is transmitted to the 10 robots which, moving in a coordinated manner and through paths optimised by the algorithm, pick the components which will then move on to assembly.



CREATE LIGHTING SOLUTIONS THAT SHINE EVEN IN THE MOST CHALLENGING CIRCUMSTANCES.

The hermetic sealing of lighting fixtures represents a crucial element to ensure durability and efficiency over time. The choice of the watertight solutions must be carefully calibrated based on the intended use of the devices. In outdoor environments, exposed to bad weather and adverse environmental conditions, the presence of an airtight system is essential to protect the luminaire from atmospheric agents, humidity and dust. Adequate sealing not only preserves the luminous performance, but also the structure of the luminaire itself, reducing the risk of damage due to corrosion or infiltration. Furthermore, in industrial or marine contexts, where exposure to corrosive substances is high, the watertight seal becomes crucial for preserving the integrity of the appliance over time.





Sealing with thermo-hardening material:
Area dedicated to processing the flexible linear families such as Ribbon, Pu-C and Rubber: circuit welding, polyurethane resin coating, testing and control. All products pass a control test at each production stage and are subjected to a final test as well as to random tests which re-verify IP and IK requirements.



Numerically controlled silicone coating:
The numerically controlled sealing system implemented on outdoor luminaires such as Archiline, Xenia, Parker, Orma, Skin, etc., ensures a perfect hermetic seal. This technology precisely applies the optimal amount of adhesive to ensure perfect bonding of the glass, eliminating possible air or water infiltration. The automated approach not only improves aesthetics, but also optimises production efficiency.



Ultrasonic sealing:
The Paseo linear system guarantees reliable protection for the circuit and the power supply unit through the ultrasonic closure of the caps. This innovative technology creates an effective barrier against the elements, eliminating the need for glues or other chemical products. Thanks to this advanced solution, production times are significantly reduced, enabling a more efficient and sustainable process.

THE TESTING PROCESS

The tests of i-LèD luminaires are not only a demonstration of resistance, but also a source of inspiration for innovation. Overcoming limits represents fertile ground for developing increasingly advanced and reliable technologies. In light of these challenges, i-Lèd technical department not only aims to meet the minimum requirements, but is committed to exceeding the standards, anticipating future needs and ensuring that lighting remains a constant and reliable element in daily life.



Submerged Wear Testing:
The devices are subjected to controlled pressures in a tank simulating deep conditions. This test evaluates resistance to liquid agents, ensuring that the devices maintain structural and functional integrity in the most extreme conditions.



We carry out tests on the finished product aimed at verifying the following parameters:
- electrical safety
- electromagnetic compatibility
- electrostatic discharges
- surge test
- voltage dips



Impact Test:
The IK value indicates the degree of resistance to mechanical or accidental impacts of the external cases of electrical and electronic devices (with voltages lower than 72.5kV). The test is carried out by generating an ever-increasing impact energy on one or more potentially vulnerable points of the case for a minimum of 3 consecutive impacts. The test can be carried out using approved devices applied to one of the following test instruments: spring hammer, pendulum hammer or free fall hammer. The result of the test can be considered positive if the product maintains all structural and functional characteristics so that it is still compliant from a safety point of view.



Salt spray test:
By reproducing an extreme environment with high salinity thanks to a fog of isopropyl alcohol, the behaviour of the materials is analysed in order to guarantee a product that can be installed in any outdoor environment.



UV Test:
This test verifies the resistance of materials to yellowing and deterioration caused by sunlight and UV radiation. In fact, we reproduce the radiation of sunlight inside a dedicated chamber, inserting finished products or materials such as optics, plastic materials and cables for a period ranging from a few months to two years.



Stress test:
This test defines the robustness of the lamp body by testing its mechanical resistance to ascertain the walkability and driveability requirements. The lamp body is subjected to stress by means of an oil piston which exerts increasingly greater pressures from 200 to 7500 kg. The test lasts 7 days and consists of the alternation of push and release with one minute cycles.

ELECTRONIC DESIGN

Our Electronics Department is constantly evolving, embracing a vision that goes beyond the simple task of powering a LED source. Today, our primary focus is on designing reliable and efficient electronics. We are dedicated to pushing conventional limits, focusing on creating advanced electronic solutions that not only deliver power, but are also designed for reliability and efficiency. This transformation reflects our commitment to anticipating emerging challenges by offering state-of-the-art electronic solutions that meet the growing needs of the market."



NOW THE DRIVER IS **ON BOARD!** ALL THE i-LèD TECHNOLOGY IN THE PALM OF YOUR HAND.

Linea Light Group has created the first minispots with built-in driver. We have studied and created luminaires that, despite being able to fit in the palm of your hand, maintain the performance expected from our products. The new minispots do not require the use of remote power supplies during installation. They are carefully designed and contain the best, and smallest, technology available. The built-in driver, integrated in the body of the luminaire, can be switched to different configurations, such as Up-Light, Path-Markers and Accent Lighting. The new luminaires are extremely compact and have a steel body ideal for outdoor installation thanks to a high protection rating (IP67). Linea Light Group has provided professionals with different fixtures suitable for different uses, even the most demanding. Easy, fast and well-made are the three qualities that define the new technological frontier reached by Linea Light Group.

STANDARD INSTALLATION SPOT + DRIVER



NEW SPOT LIGHT WITH BUILT-IN DRIVER



available for

Suelo
Beret
Orma
Periskop
Shaker
Clivo
Quara
Step66
Envelope
Alcor

HIGH EFFICIENCY BECOMES SLIM

The new Slim High Efficiency (Slim HE) power driver features an innovative fundamental concept: we have replaced perishable, inefficient and hardly reusable electronic components with new high-performance technologies that can be recycled faster and more efficiently. This driver, designed to stand the test of time, offers a lifespan of more than 20 years, far exceeding industry standards. Thanks to its advanced structure, HE can power up to 11 watts, ensuring reliable and sustainable performance in the long term. The absence of the converter, a key feature, contributes not only to energy efficiency, but also to a longer operating life without compromising on the power supplied.

An additional advantage of our Slim HE driver is the dimming mode, which operates in direct current rather than PWM (pulse width modulation), making the device completely Flicker-Free. This innovative feature translates into stable and uniform light, eliminating annoying stroboscopic effects.

FLICKER FREE

HE High Efficiency



Scale 1:1

DRIVER SLIM IMPROVEMENT

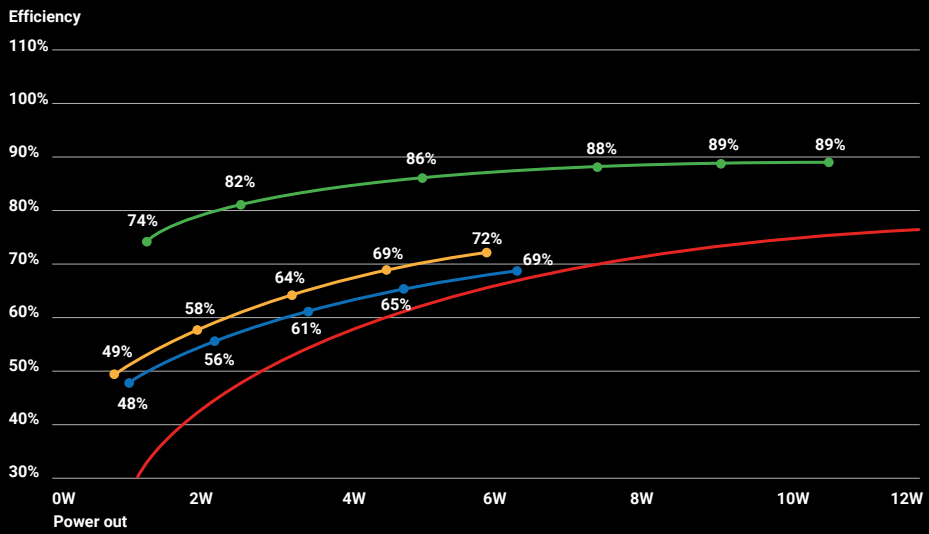

Minimum efficiency as per regulations

Separate driver and converter, until 2022

Slim
Power out: **6W**
Life: **60000 h**
Weight: **91 g**
Eff MAX: **69%**

Miniaturisation: aggregate converter drivers, evolution 2023

Slim_PRO
Power out: **6W**
Life: **80000 h**
Weight: **46 g**
Eff MAX: **72%**



More power, long life and higher efficiency, innovation 2024

Slim_PRO HE
Power out: **11W**
Life: **101000 h**
Weight: **48 g**
Eff MAX: **90%**



CONSTANTLY ORIENTED TOWARDS SUSTAINABLE LIGHT

Linea Light Group has always paid particular attention to the design of our luminaires, aiming to ensure that they would not be high-performance alone, but also easily repairable and able to be reprocessed. We have always believed in the importance of offering not only quality products, but also a complete service that continues even after the project has ended. Our dedication to providing reliable after-sales support and on-going technical assistance demonstrates our commitment to ensuring maximum customer satisfaction and the durability of our products over time.





All processing waste undergoes a cleaning phase through a centrifuge which separates oil and shavings. The former is filtered and reused in subsequent cycles while the latter is resold as recycled material. For brass processing, instead, the residues are collected by the supplier who in turn returns the semi-finished product ready to be turned again.



The packaging is adapted to the product to be shipped, thanks to special packaging machinery. This generates less impact on paper consumption but also less CO^2 thanks to optimised transport.

SUSTAINABLE DESIGN: CREATING PRODUCTS DESIGNED FOR LONG-TERM SUSTAINABILITY

Our lighting line embraces the **TM66** rating system not only as a tool to evaluate the degree of sustainability of our current products, but also as a fundamental guide for developing future devices. We intend to use the **TM66** method as a basis for the design and creation of innovative light fixtures, aiming not only for environmental sustainability but also for high quality and long-lasting standards. This approach allows us to create not only advanced lighting products, but also to constantly pursue the goal of reducing environmental impact, ensuring a bright future for both our solutions and the environment.



MODOC
TM66 RESULT 2.4
(discover MODOC on page 40)





EVO
TM66 RESULT 2.3
(discover the EVO collection on page 52)

PERFORMANCE & EFFICIENCY

Minimum Energy Performance

All i-LèD luminaires can comply with the prerequisite*

i-LèD

Optimise Energy Performance

The i-Lèd luminaires have been developed to guarantee the energy performance optimisation criteria

Through our range of office lighting fixtures, we are committed to providing solutions that not only meet sustainability standards, but also allow obtaining the essential values for various certifications related to sustainable construction. The flexibility of the countless combinations offered by our products allows precisely adapting to the various requirements, guaranteeing the optimisation of energy efficiency, the quality of the lighting and compliance with environmental regulations. Our range of luminaires is designed to significantly contribute to creating sustainable working environments, providing not only high-quality lighting, but also measurable results that support the achievement of several green building certifications.



Reduction of energy consumption due to lighting:

Room	Lighting density **
Dormitories	6.0 W/m^2
Hotels	10 W/m^2
Libraries	12 W/m^2
Museums	10 W/m^2
Offices	9.0 W/m^2
Car parks/garages	2.5 W/m^2
Retail	14 W/m^2
Schools/Universities	9.0 W/m^2

** ASHRAE 90.1 values

*the final evaluation goes through the global analysis of the system

QUALITY OF LIGHTING FOR INDOOR ENVIRONMENTS

One of the criteria for evaluating the quality of light used in the LEED® certification depends on the quality of the luminaires:

A. Use of lighting equipment characterised by luminance lower than 2500 cd/m^2 and angle between 45° and 90°.
B. Use of light sources with a CRI greater than 80.
C. Use of light sources with a useful life of at least 24,000 hours for at least 75% of the lighting system.
D. Use of exclusively direct ambient light for a maximum of 25% of all regularly occupied spaces.
E. Reaching or exceeding the following average reflectance thresholds per area for at least 90% of the regularly occupied area (85% ceilings - 60% walls - 25% floors).
F. If applicable, selection of finishes for the furniture that allow the light reflectance thresholds for average surfaces to be exceeded (45% work surfaces - 50% movable walls).
G. For at least 75% of the regularly occupied area, guaranteeing a ratio between average luminance on the vertical surface and average luminance of the work area that is less than or equal to 1.10.
H. For at least 75% of the regularly occupied area, guaranteeing a ratio between average luminance on the ceilings and average luminance of the work area that is less than or equal to 1.10.
(**A, B, C** refer to the lighting fixture, the remaining points to the lighting design project)

Interior lighting
The **EVO** collection complies with the envisaged LEED parameters in terms of luminance, CRI and useful life of LEDs (24,000h)

Example:
Vos_EVO
9W - Medium Flood
3000K
UGR <11
CRI90

The **EVO** collection emerges as the main key point for the assignment of the **LEED credit** since it fully embraces the three strategies attributable to the lighting fixture, thus guaranteeing **a satisfactory coverage of all the required specifications**.

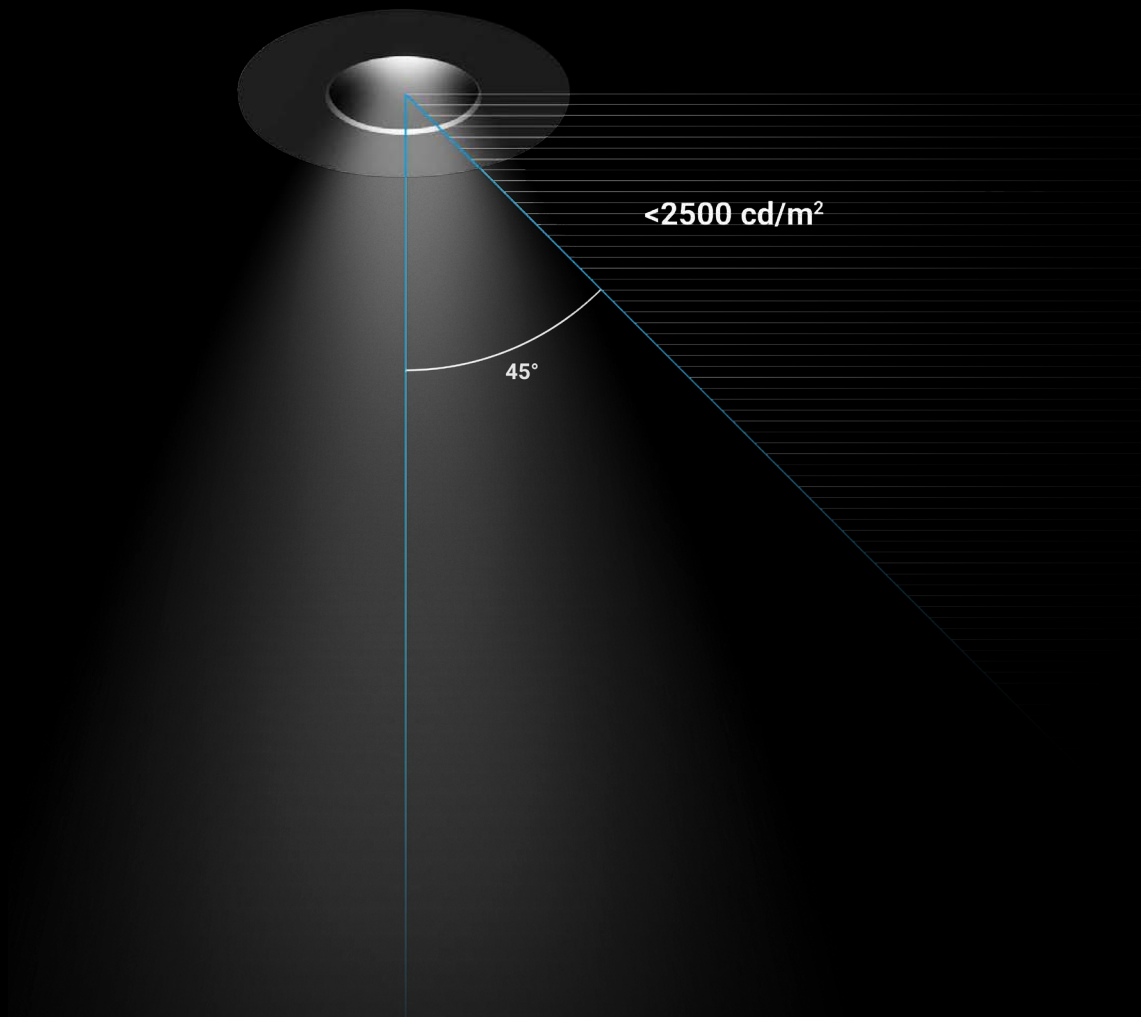

CONNECTED WITH THE FUTURE

twil lightconnection

Twil is the innovative wireless technology owned by Linea Light Group that allows the configuration and control of luminaires through smart devices and PCs. In addition to high-efficiency lighting fixtures, a lighting system with Twil technology can also include sensors for automatic presence and brightness control. These interact with the luminaires to intelligently illuminate the different environments, based on the intended use, the illumination to be guaranteed in the visual field area and the availability of natural light. They can also be installed at great heights, up to 11 m, they are compatible with industrial and commercial applications (high bay applications) and contribute to the energy saving of the system. Unlike common control systems, thanks to its compatibility with DALI systems the Twil technology is able to interact with these systems through special converters. With a minimal intervention, it is also possible to update pre-existing systems, both wired and on three-phase track

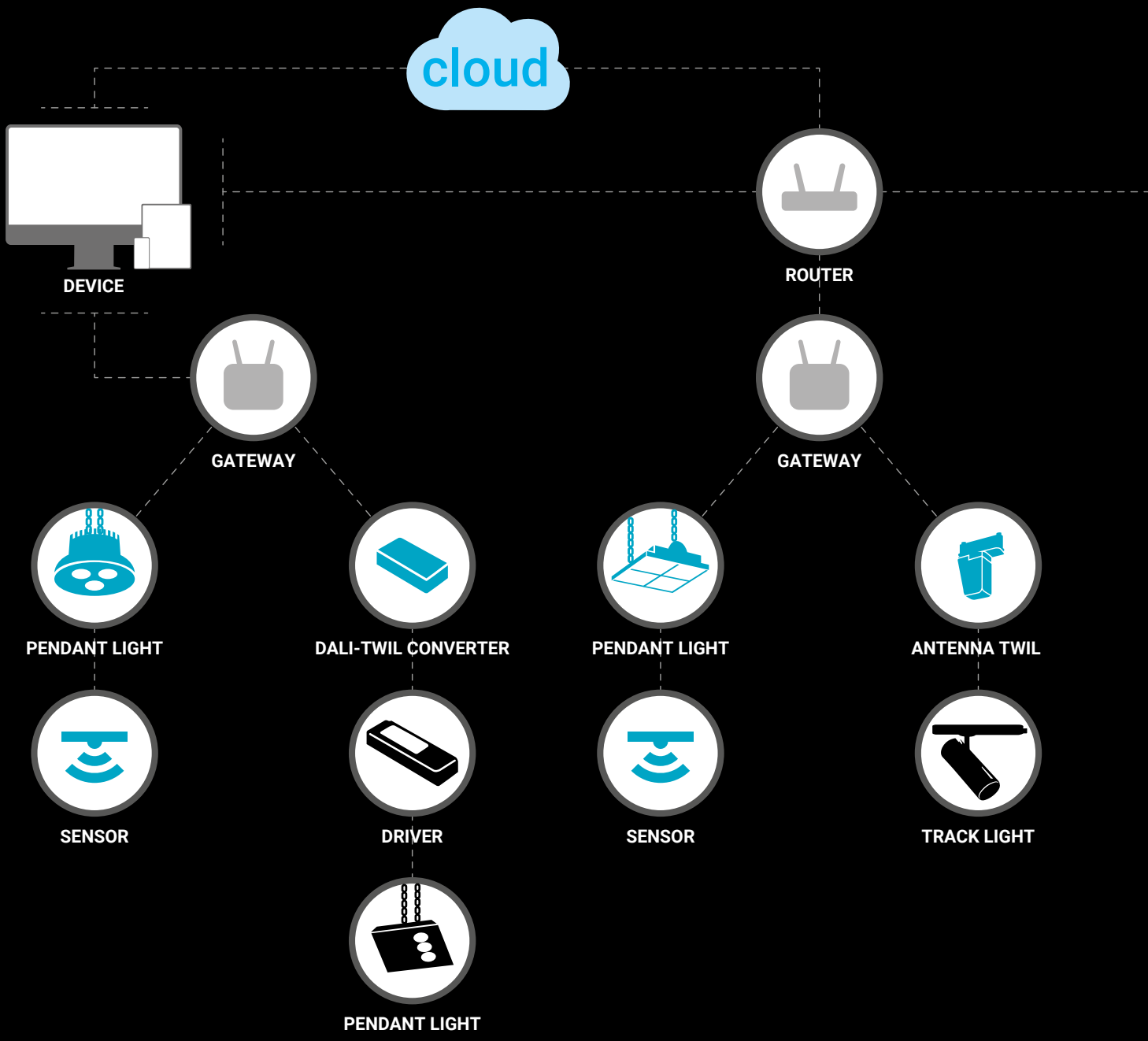

A SYSTEM AT YOUR FINGERTIPS

Thanks to the TWIL system, developed also to monitor consumption, efficiency, malfunctions or any anomalies in the installed devices, it is possible to meet the LEED® requirements in terms of Advanced energy metering

Management of groups of luminaires on the floor plan via dedicated software interface on PC. Search for Gateways present on the network and broadcast command of all devices connected to them.

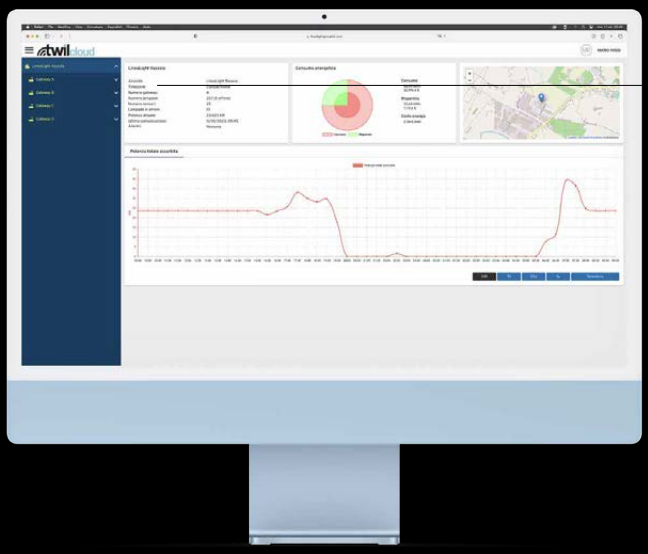

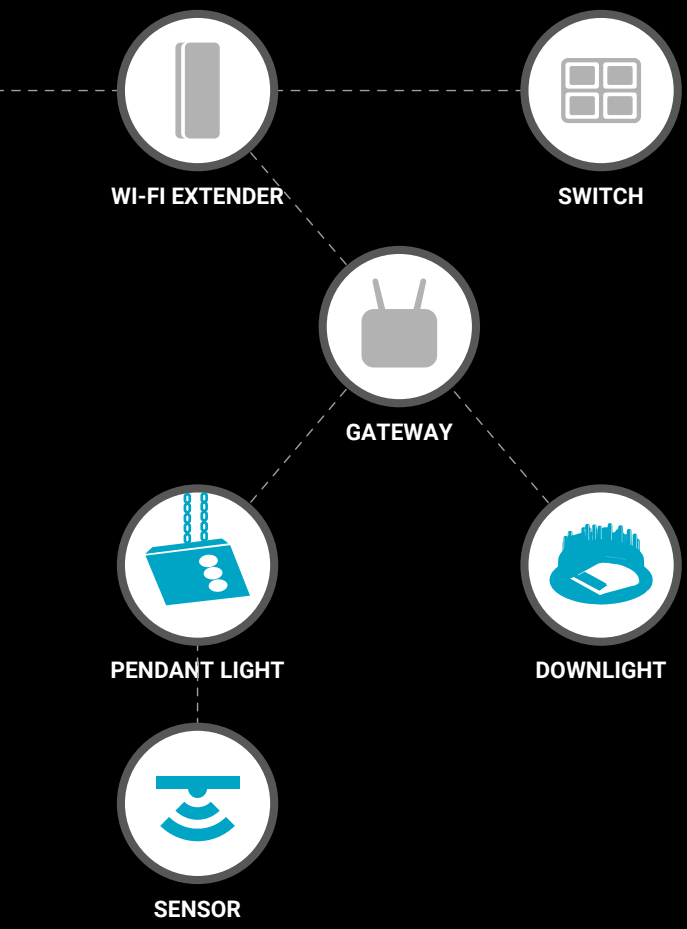

General monitoring of the system status
The TWIL system cloud service represents a revolution in the lighting sector. Thanks to this technology, users can access their system information from anywhere in the world and at any time.

Download on the App Store

GET IN ON Google Play



LIGHT FOR IMPROVING NIGHT-TIME VISIBILITY

The BUG Rating system, developed by the Illuminating Engineering Society (IES) and by the International Dark Sky Association, is used to classify lighting products based on their ability to reduce backlight, the light emitted upwards (Up-light) and glare (Glare).

Through careful development and the targeted design of the Buzzer, integrating the BUG-Rating evaluation system right from the start, we have managed to create a series of versions that boast a zero bug rate. These versions of our Buzzer are designed to integrate perfectly into projects that consider the BUG-Rating criterion the essential requirement to ensure optimal visual comfort in outdoor environments. Our attention to BUG-Rating reduction translates into a significant contribution to ensuring effective outdoor lighting, eliminating any unwanted light disturbance and enabling a comfortable, high-quality visual experience in different architectural projects.



In the world of lighting, by "BUG-Rating" we want to refer to the three main factors that contribute to light pollution, namely Backlight, Up-light and Glare. Backlight: refers to the backlight emitted by the device, better known by the English term "Light Trespass", due to the reflection of light generated by the surface of the device, which causes the so-called "halo" effect around the product. Up-light: Refers to light that is emitted upward towards the night sky, rather than downward where it is needed. This light can cause widespread brightness in the night sky, interfering with the observation of stars and astronomical events. The up-light is considered high when the angle of the light emitted upwards varies between 100° and 180°, while it is low when the values are between 90° and 100°. Glare: refers to the glare of the frontal light, causing discomfort or temporary blindness to observers, especially when driving or using devices that require good vision.



WHERE TO LOOK FOR THE SYMBOL

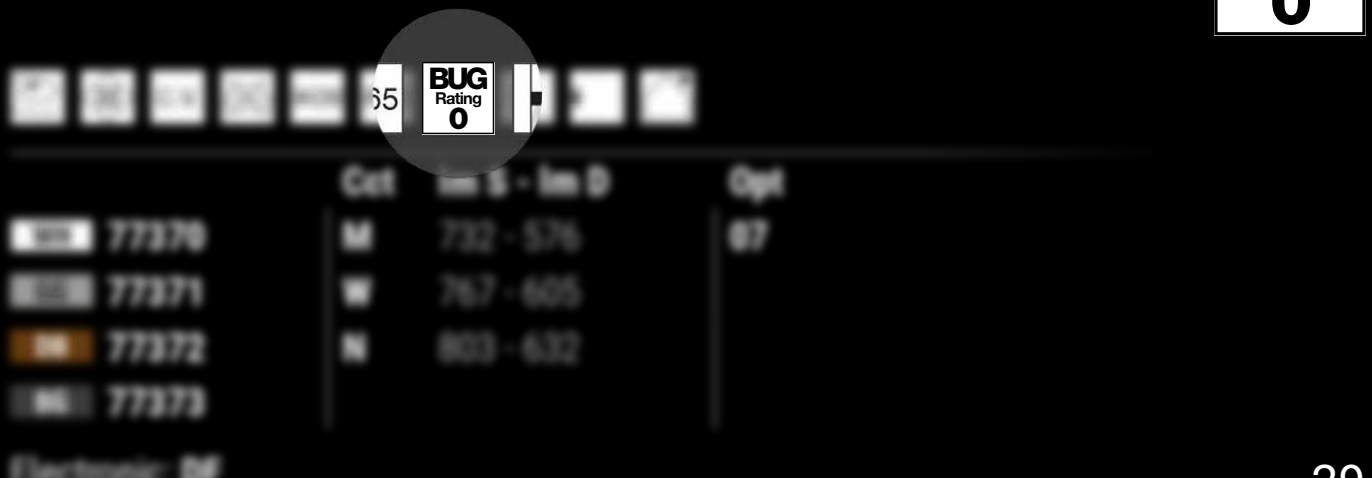

CUSTOM APPROACH

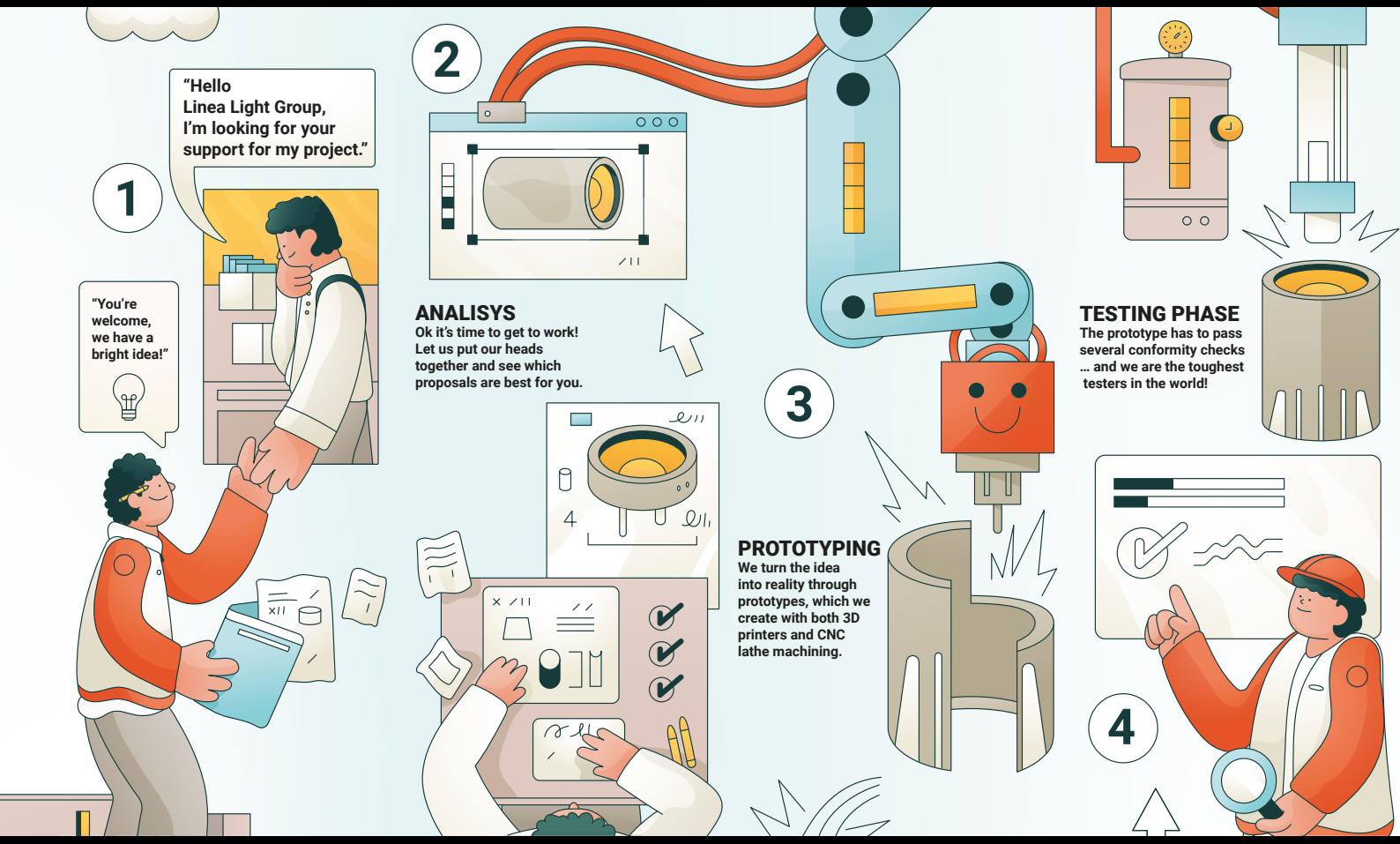

2360 PROJECTS DEVELOPED IN 2023 THAT INCLUDED A CUSTOM PRODUCT

We aim to build an open and continuous dialogue with the designer to fully understand his or her specific needs and to offer customised solutions, called "bespoke". The company, which stands out thanks to its experience, research and development, is committed to understanding and translating the designer's ideas into unique solutions, even beyond the standard catalogue. Flexibility, deriving from a profound knowledge of the sector and a constant desire for innovation, allows creating tailor-made projects, ensuring maximum quality, reliability and compliance with the specific requests of the designer. We go beyond the mere customisation of the standard product, creating real "one-offs", unique projects that fully reflect the vision and needs of the designer. Our payoff "light up your ideas!" is an invitation to always be curious and experiment with new solutions that highlight new ideas.







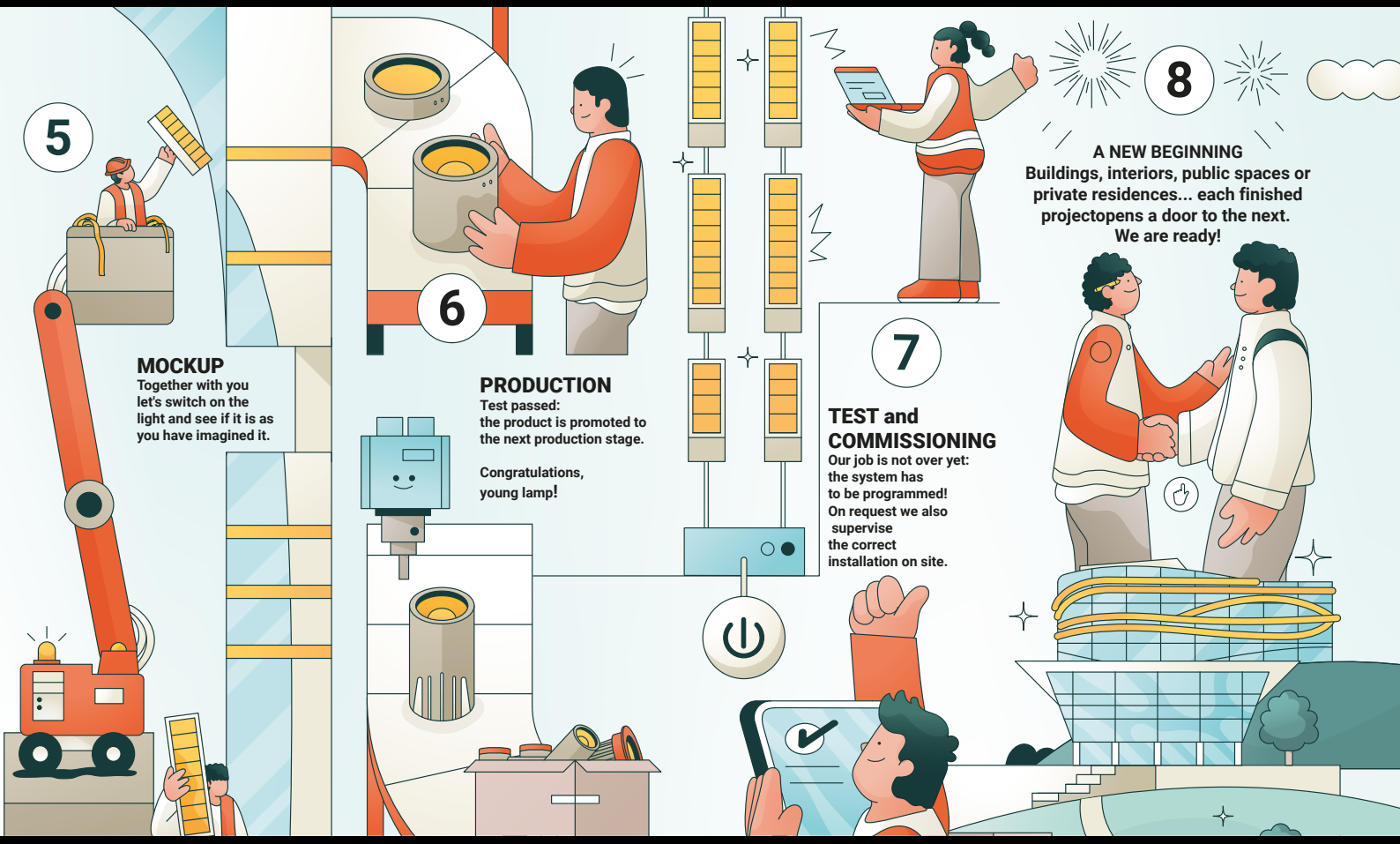

1 | Cappella Magi, Florence
Multi Optus Tower

2 | Yongding River Bridge
Prolamp custom

3 | Merlata Bloom
Life Style Center Milan
Custom downlight, Illuminator,
Rollip Pro, TU-V pendant
Design: Thomas Gravanis

4 | Athens Airport
Custom Paseo Pixel
Design: Eleftherya Deko

4



Bosco Verticale | Milan, Italy

Architectural design:
Stefano Boeri

Certified building:
LEED GOLD



Spark One | Milan, Italy

Architectural design:
Progetto CMR
Lighting project:
DEERNS

Certified building:
LEED PLATINUM



HOW TO READ THE CATALOG

Pictograms
How to read symbols
see Page 976

Light emission



Orma_C | V2 | arrayLED | 220-240 V AC | 11,5 W AC

Family Name | Upgrade product | LED Type | Electronics Characteristic | Power

Image of the product with relative technical dimension drawing

How to configure a product: guide to the composition of the finished code

	Cct	Im S - Im D	Opt
SA 76181	W	1267 - 821	15 (17°)
	N	1316 - 854	30 (25°)
			60 (53°)

Im-S Lumen Source | **Im-D** Lumen Delivery

76181 + W + 30 = 76181W30

1st product code | 2nd temperature code | 3rd optics code | Composed finished code

The effective flux **(lm-D)** is detected, taking as a reference the Flood optics and a neutral colour finish.For more in-depth details, please consult the technical data sheets on the website: **linealight.com**

	Fin	Cct	Im S - Im D	Opt
C.C. - 220 mA - 8 W DC				
C00361	SA	M	1132 - On req	SP (10°÷
C00362 HC		W	1182 - On req	ML (30°÷ 3
C00363 DL		N	1212 - On req	WF (50°÷ 7

C00362 + SA + W + ML = C00362SAWML

1st product code | 2nd finish code | 3nd temperature code | 4rd optics code | Composed finished code

Reference driver compatibility | Code drivers | Characteristics drivers

BE

89421	C-E200006	C-E200004
ON/OFF	ON/OFF	DALI/PUSH
1 art.	2 - 3 art.	2 - 3 art.
74 x 65 x h 27	135 x 26 x h 26	125 x 45 x h 30
	35	55

Recessed casing dimensional | Recessed casing code

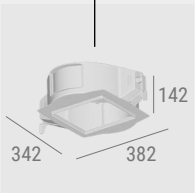

PVC C-C100016

Outer casing for b
be completed with
C-C100015

Legend

Finishes	Cct				Accessories
SA Steel/Aluminium	M	2700	N	4000	HC Honeycomb
	W	3000			DL Darklight

30
60 Optics
SP **Range, code**
ML **and description**
WF **Page 975**

Orma_C | arrayLED | 220-240 V AC | 11,5 W AC



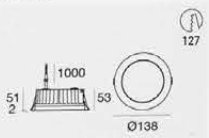

		Cct	Im S - Im D	Opt
SA	76181	W	1267 - 821	15 (17°)
		N	1316 - 854	30 (25°)
				60 (53°)

Orma_QC | arrayLED



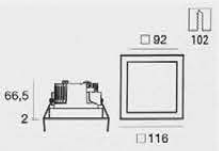

	Fin	Cct	Im S - Im D	Opt
C.C. - 220 mA - 8 W DC				
C00361	SA	M	1132 - On req	SP (10°÷19°)
C00362	HC	W	1182 - On req	ML (30°÷39°)
C00363	DL	N	1212 - On req	WF (50°÷70°)
C.V. - 24 V DC - 9 W DC				
C00364	SA	M	1256 - On req	SP (10°÷19°)
C00365	HC	W	1320 - On req	ML (30°÷39°)
C00366	DL	N	1354 - On req	WF (50°÷70°)

Electronics: C.C. **BE** (pag 446) | Recessed casings (pag 446)



Electronics

BE

89421	C-E200006	C-E200004
ON/OFF	ON/OFF	DALI/PUSH
1 art.	2 - 3 art.	2 - 3 art.
74 x 65 x h 27	135 x 26 x h 26	125 x 45 x h 30
	Ø35	Ø55

Recessed casing



PVC **C-C100016** Outer casing for brickwork to be completed with accessory C-C100015

suitable for: Orma_QC L85-116 / Orma_QCJ L85-116



DOWN LIGHTS

Downlights range index

Modoc

Modoc_R NEW  46

Modoc_R Ww NEW  46

Modoc_RF NEW  48

Modoc_RF Ww NEW  48

Evo

Vos_R EVO  58

Vos_R Par16 EVO NEW  58

Vos_RJ EVO NEW  59

Quantum_R EVO  60

Quantum_RJ EVO NEW  61

Warp_R EVO  62

Warp_R Par16 EVO NEW  62

Warp_RJ EVO NEW  63

Warp_Q EVO NEW  64

Warp_QJ EVO NEW  64,65

Epitax_R EVO NEW  66

Epitax_RJ EVO NEW  66,67

Vos

Vos_R  73

Vos_RJ  74

Vos_Ww  73

Vos_Q  74,75

Vos_QJ  75

Quantum

Quantum_R  79

Quantum_RJ  79,80

Warp

Warp_R  83,84

Warp_R PRO  84

Warp_RY  85

Warp_RJ  85,86

Warp_Q  86,87

Warp_QY  88

Epitax

Epitax  91

Epitax_J  92

Loro

Loro_R

95

Loro_RJ

96

Loro_Q

97

Loro_QJ

98

Giotto

Giotto_R

102

Giotto_RF

102

Cob

Cob40_R

104

Cob40_RJ

105

Cob44_R

106

Cob44_RJ

106,107

Cob44_Q

107

Cob44_QJ

107

Woofer

Woofer_R


109

Woofer_R ECL

111

LV54

LV54_R

112

LV54_Q

113

Rada

Rada_R

114,115

Cell

Cell


118

Gypsum Cell

119

Cell_Ww

120

Optus_EX

Optus_EX

124

Optus_EX

125

Illuminator

Illuminator

129

Illuminator


130





MODOC

Aluminium body. Technopolymer diffuser.

MODOC
TM66
RESULT 2.4

CREATIVE FLEXIBILITY

IP20
IP65

A complete collection of professional downlights, designed to offer exceptional performance and to ensure maximum visual comfort. The particular compact structure, created with the highest quality materials, enables installations even in situations of limited space due to the innovative heat sink that completely envelops the diffuser, the six different diameters available, powers from 2 W up to 37 W and a wide optical range, including with Wall Washer distribution. The optics, completely interchangeable, are used to create unique light compositions suitable for any design requirement. Each Modoc luminaire, due to a clean and minimal design, is intended to integrate with the others, creating a visual synergy that transforms spaces.

A

7 Different versions and aesthetic uniformity
6 Powers from 2 W to 37 W
2 Installation options
2 Finishes
5 Temperature colour with high colour rendering
6 Light distributions

B

5 Accessory: interchangeable optics

C

1 Accessory: elliptical filter

D

1 Closure screen. Guarantees the IP65 rating in the optical compartment



NO NEED
FIELD
INTERCHANGEABLE

Upgradeable, repairable on-site and without tools

TWO SOLUTIONS, ONE UNMISTAKABLE DESIGN



Modoc_R
Version with frame, extremely slender, suitable to elegantly conceal any imperfection due to a hole in the plasterboard

Modoc_RF
Frameless version, offers clean and minimal aesthetics, the luminaire blends harmoniously with the ceiling, creating a modern and seamless visual effect. The luminaire must be installed with the appropriate outer casing.

MODOC, A UNIQUE DESIGN FOR A UNIQUE PROJECT



	_R/RF	_R/RF	_R/RF	_R/RF Ww	_R/RF	_R/RF	_R/RF
W	37	26	18	10	10	6	2
mm	**Ø 189/178**	**Ø 138/128**	**Ø 115/105**	**Ø 86/75**	**Ø 86/75**	**Ø 44/35**	**Ø 27/22**
Cct	2200-2700 3000-3500 4000	2200-2700 3000-3500 4000	2200-2700 3000-3500 4000	2200-2700 3000-3500 4000	2200-2700 3000-3500 4000	2200-2700 3000-3500 4000	2200-2700 3000-3500 4000
Opt	**Spot, Flood, M.Flood, W.Flood**	**Spot, Flood, M.W.Flood, W.Flood**	**Flood, M.Flood, M.W.Flood, W.Flood**	**Asymmetric Ww**	**Spot, Flood, M.W.Flood, W.Flood**	**Spot, Flood, W.Flood**	**Spot, M.Flood, W.Flood**
Elec.	On/Off 0/1-10V DALI	On/Off 0/1-10V DALI	On/Off 0/1-10V DALI	On/Off 0/1-10V DALI	On/Off 0/1-10V DALI	On/Off 0/1-10V DALI	On/Off 0/1-10V DALI
Col.	WH BB	WH BB	WH BB	WH BB	WH BB	WH BB	WH BB

Modoc Wall Washer

The particular optic with Wall Washer distribution diffuses the light uniformly along the entire wall, eliminating undesirable shadows. Modoc Wall Washer is the ideal solution to accentuate architectural details, to enhance works of art or simply to create a welcoming and uniformly lit environment. The design that characterises the front of the Modoc Ww luminaires has been created to harmoniously integrate with the Modoc models with rotosymmetric optics.



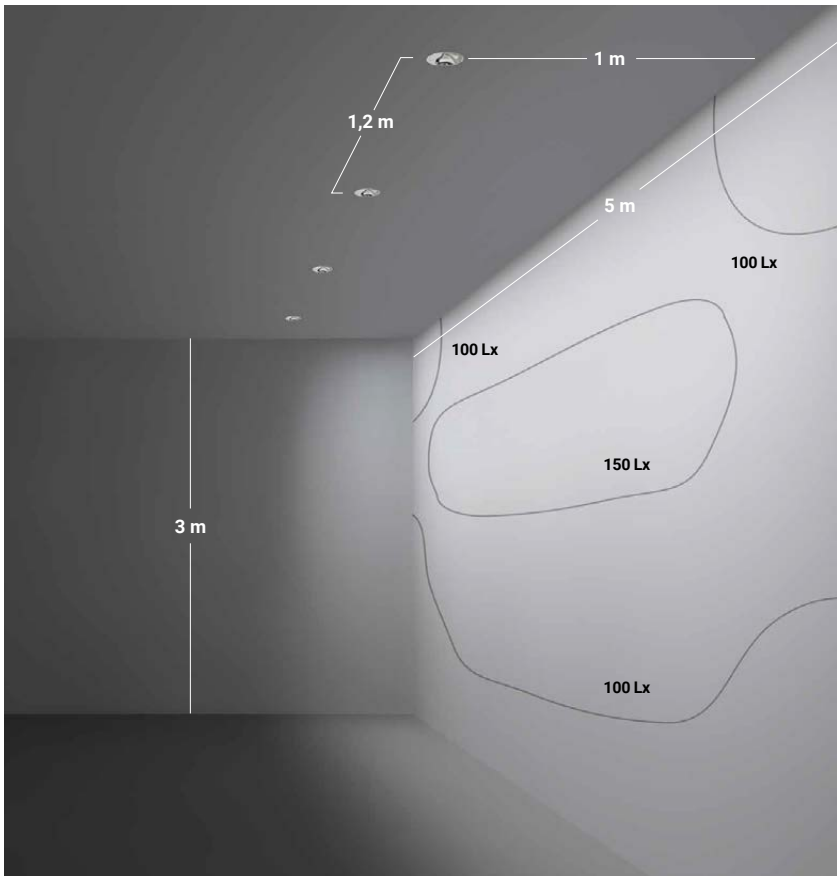

EXCEPTIONAL PERFORMANCE AT EVERY HEIGHT

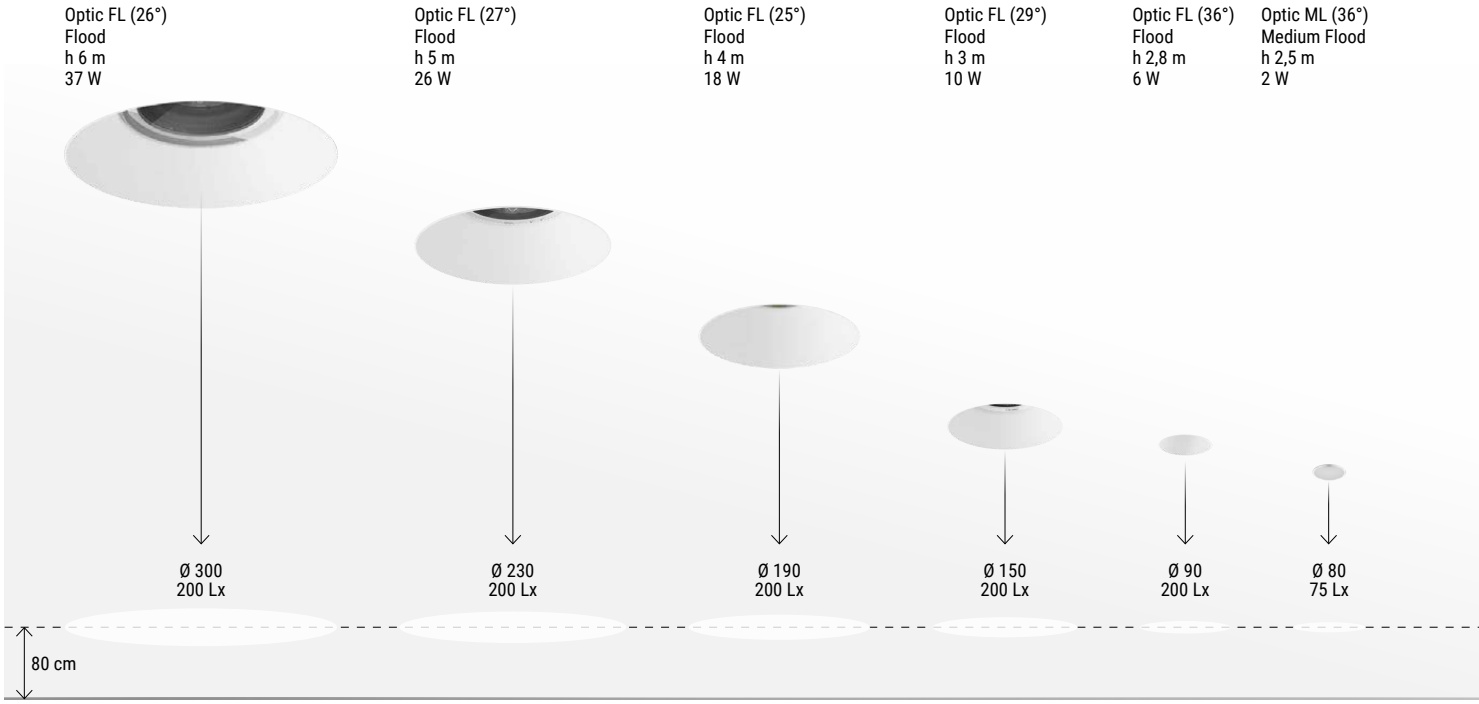

INSTALLATION ADAPTABILITY

The outer casing for flush installation, dedicated to the Modoc RF versions, has been designed to adapt to a wide range of false ceilings, easily adjustable using the relevant fixing tabs, with a minimum step of 12mm up to a maximum of 30mm.



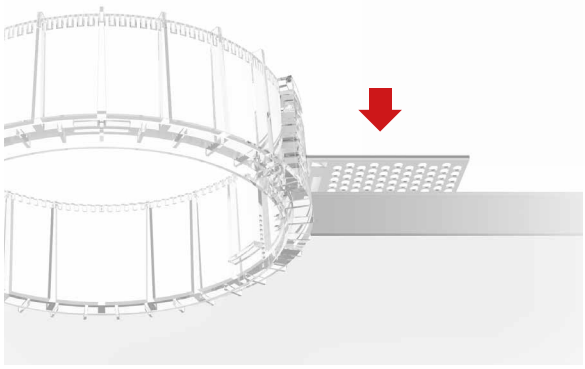

Minimum adjustment 12mm

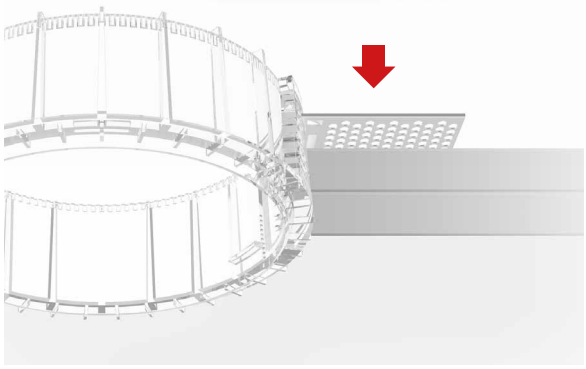

Maximum adjustment 30mm


1
2
3
4
5



CONSISTENT DESIGN FOR DIFFERENT HEIGHTS

Modoc downlights are the ideal solution for multifunctional contexts. The luminaires adapt to the specific needs of the installation height. Thanks to their wide optic range and scalable powers, they ensure optimal light distribution.

1 **Modoc_RF Ww** 10 W - Ø 75
2 **Modoc_RF** 10 W - Ø 75
3 **Modoc_RF** 26 W - Ø 128
4 **Modoc_RF** 37 W - Ø 178
5 **Modoc_RF** 6 W - Ø 35
6 **Modoc_RF** 18 W - Ø 105

Modoc_R | powerLED | 630 mA | 2 W DC



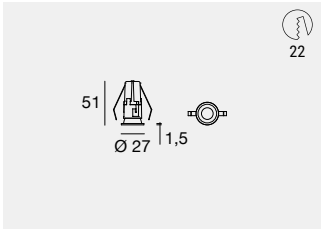

	Fin	Cct	lm S - lm D	Opt
CRI 90/80*				
C00771	**WH**	**A***	199 - 137	**SP** (19° UGR<19)
	BB	**M**	227 - 149	**ML** (37° UGR<19)
		W	242 - 168	**WF** (52°)
		T	240 - 167	
		N	271 - 187	

Electronics: **C1** (pag 51) | Recessed casings & accessories: (pag 47)

Modoc_R | arrayLED | 500 mA | 6 W DC



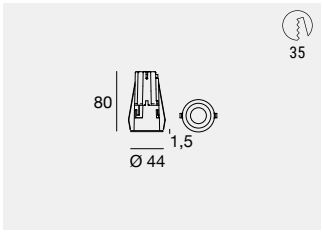

	Fin	Cct	lm S - lm D	Opt
CRI 90/80*				
C00579	**WH**	**A***	700 - 441	**SP** (19°)
	BB	**M**	814 - 523	**FL** (24°)
		W	860 - 542	**WF** (52°)
		T	897 - 565	
		N	919 - 579	

Electronics: **E1** (pag 51) | Recessed casings & accessories: (pag 47)

Modoc_R | arrayLED | 300 mA | 10 W DC



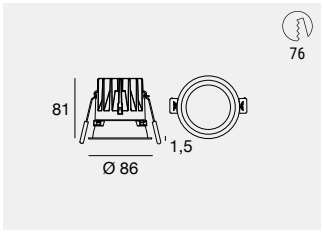

	Fin	Cct	lm S - lm D	Opt
CRI 90/80*				
C00580	**WH**	**A***	1570 - 1212	**SP** (19° UGR<11)
	BB	**M**	1707 - 1317	**FL** (29° UGR<11)
		W	1787 - 1379	**MW** (43° UGR<16)
		T	1804 - 1393	**WF** (53° UGR<19)
		N	1858 - 1434	

Electronics: **L1** (pag 51) | Recessed casings & accessories: (pag 47)

DW Dynamic White 2200K-5700K - 8W (x channel) available on request

Modoc_R Ww | arrayLED | 300 mA | 10 W DC



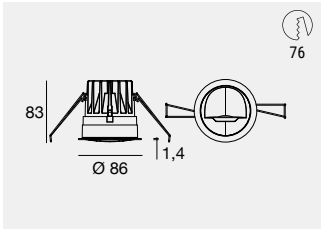

	Fin	Cct	lm S - lm D	Opt
CRI 90/80*				
C00786	**WH**	**A***	1570 - 515	**WW** (Asym. Ww)
	BB	**M**	1707 - 648	
		W	1787 - 689	
		T	1804 - 689	
		N	1858 - 724	

Electronics: **L1** (pag 51) | Recessed casings & accessories: (pag 47)

Modoc_R | arrayLED | 550 mA | 18 W DC



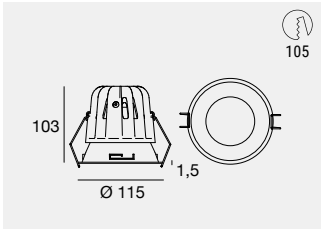

	Fin	Cct	lm S - lm D	Opt
CRI 90/80*				
C00581	**WH**	**A***	2789 - 2245	**FL** (25° UGR<16)
	BB	**M**	3090 - 2477	**ML** (31° UGR<16)
		W	3129 - 2528	**MW** (44° UGR<16)
		T	3322 - 2685	**WF** (54° UGR<19)
		N	3252 - 2629	

Electronics: **FO** (pag 51) | Recessed casings & accessories: (pag 49,51)

DW Dynamic White 2200K-5700K - 15W (x channel) available on request

Modoc_R | arrayLED | 750 mA | 26 W DC



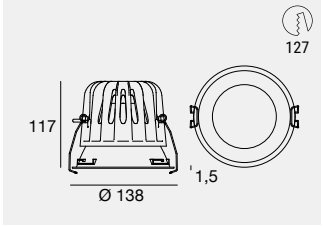

DW Dynamic White 2200K-5700K - 15W (x channel) available on request

	Fin	Cct	lm S - lm D	Opt
CRI 90/80*				
C00582	**WH**	**A***	3846 - 2890	**SP** (18° UGR<11)
	BB	**M**	4096 - 3081	**FL** (27° UGR<16)
		W	4268 - 3209	**MW** (41° UGR<16)
		T	4412 - 3318	**WF** (51° UGR<19)
		N	4499 - 3382	

Electronics: **FP** (pag 51) | Recessed casings & accessories: (pag 47)

Modoc_R | arrayLED | 1100 mA | 37 W DC



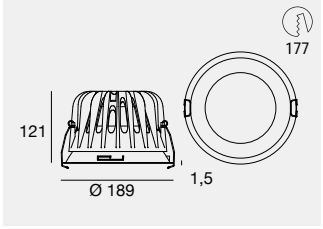

DW Dynamic White 2200K-5700K - 25W (x channel) available on request

	Fin	Cct	lm S - lm D	Opt
CRI 90/80*				
C00583	**WH**	**A***	5670 - 4533	**SP** (19° UGR<16)
	BB	**M**	6022 - 4818	**FL** (25° UGR<11)
		W	6249 - 4997	**ML** (38° UGR<11)
		T	6428 - 5147	**WF** (56° UGR<19)
		N	6634 - 5297	

Electronics: **X1** (pag 51) | Recessed casings & accessories: (pag 47)

The Modoc collection features an innovative high-performance heat sink, designed to efficiently manage the temperature, guaranteeing reliable performance over time and a prolonged life of the luminaire. The structure that completely envelops the reflector optimises the dimensions to fit perfectly in all ceilings, even those with limited spaces.



Recessed casing



PVC **89373** Recessed casing for brick

suitable for: Modoc_R 2W / 6W / 10W



PVC **89374** Recessed casing for brick

suitable for: Modoc_R 2W / 6W / 10W



PVC **C-C100016** Outer casing for brickwork to be completed with accessory **C-C100020**

suitable for: Modoc_R 18W / 26W / 37W



PVC **C-C100017** Outer casing for brickwork to be completed with accessory **C-C100020**

suitable for: Modoc_R 18W / 26W / 37W



PVC **C-C100020** Grille for round hole

suitable for: Modoc_R 18W / 26W / 37W

Finishes White, Black

Cct **A** 2200 **W** 3000 **N** 4000 **M** 2700 **T** 3500

Modoc_RF | arrayLED | 630 mA | 2 W DC



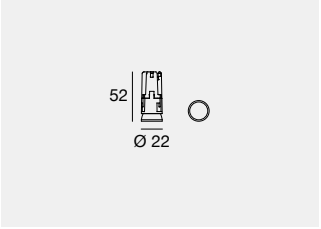

C.C. IP20 IP65 NEW

	Fin	Cct	lm S - lm D	Opt
CRI 90/80*				
C00783	**WH**	**A***	199 - 137	**SP** (19° UGR<19)
	BB	**M**	227 - 149	**ML** (37° UGR<19)
		W	242 - 168	**WF** (52°)
		T	240 - 167	
		N	271 - 187	

Electronics: **C1** (pag 51) | Recessed casings & accessories: (pag 49,51)

Modoc_RF | arrayLED | 500 mA | 6 W DC



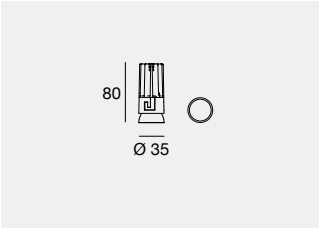

C.C. IP20 IP65 NEW

	Fin	Cct	lm S - lm D	Opt
CRI 90/80*				
C00692	**WH**	**A***	700 - 441	**SP** (19°)
	BB	**M**	814 - 523	**FL** (24°)
		W	860 - 542	**WF** (52°)
		T	897 - 565	
		N	919 - 579	

Electronics: **E1** (pag 51) | Recessed casings & accessories: (pag 49,51)

Modoc_RF | arrayLED | 300 mA | 10 W DC



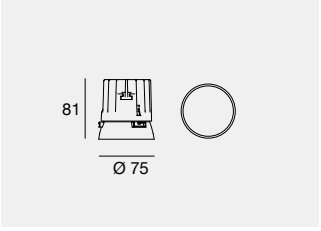

DW Dynamic White 2200K-5700K - 8W (x channel) available on request

C.C. IP20 IP65 NEW

	Fin	Cct	lm S - lm D	Opt
CRI 90/80*				
C00693	**WH**	**A***	1570 - 1212	**SP** (19° UGR<11)
	BB	**M**	1707 - 1317	**FL** (29° UGR<11)
		W	1787 - 1379	**MW** (43° UGR<16)
		T	1804 - 1393	**WF** (53° UGR<19)
		N	1858 - 1434	

Electronics: **L1** (pag 51) | Recessed casings & accessories: (pag 49,51)

Modoc_RF Ww | arrayLED | 300 mA | 10 W DC



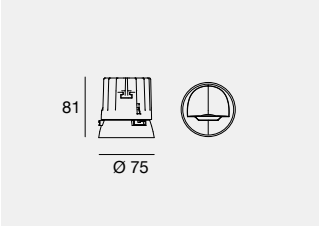

C.C. IP20 NEW

	Fin	Cct	lm S - lm D	Opt
CRI 90/80*				
C00787	**WH**	**A***	1570 - 515	**WW** (Asym. Ww)
	BB	**M**	1707 - 648	
		W	1787 - 689	
		T	1804 - 689	
		N	1858 - 724	

Electronics: **L1** (pag 51) | Recessed casings & accessories: (pag 49,51)

Modoc_RF | arrayLED | 550 mA | 18 W DC



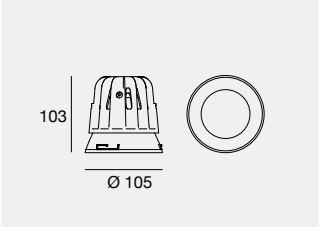

DW Dynamic White 2200K-5700K - 15W (x channel) available on request

C.C. IP20 IP65 NEW

	Fin	Cct	lm S - lm D	Opt
CRI 90/80*				
C00694	**WH**	**A***	2789 - 2245	**FL** (25° UGR<16)
	BB	**M**	3090 - 2477	**ML** (31° UGR<16)
		W	3129 - 2528	**MW** (44° UGR<16)
		T	3322 - 2685	**WF** (54° UGR<19)
		N	3252 - 2629	

Electronics: **FO** (pag 51) | Recessed casings & accessories: (pag 49,51)

Modoc_RF | arrayLED | 750 mA | 26 W DC



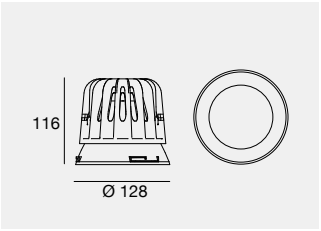

DW Dynamic White 2200K-5700K - 15W (x channel) available on request

	Fin	Cct	lm S - lm D	Opt
CRI 90/80*				
C00695	**WH**	**A***	3846 - 2890	**SP** (18° UGR<11)
	BB	**M**	4096 - 3081	**FL** (27° UGR<16)
		W	4268 - 3209	**MW** (41° UGR<16)
		T	4412 - 3318	**WF** (51° UGR<19)
		N	4499 - 3382	

Electronics: **FP** (pag 51) | Recessed casings & accessories: (pag 49,51)

Modoc_RF | arrayLED | 1100 mA | 37 W DC



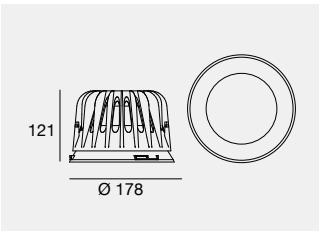

DW Dynamic White 2200K-5700K - 25W (x channel) available on request

	Fin	Cct	lm S - lm D	Opt
CRI 90/80*				
C00696	**WH**	**A***	5670 - 4533	**SP** (19° UGR<16)
	BB	**M**	6022 - 4818	**FL** (25° UGR<11)
		W	6249 - 4997	**ML** (38° UGR<11)
		T	6428 - 5147	**WF** (56° UGR<19)
		N	6634 - 5297	

Electronics: **X1** (pag 51) | Recessed casings & accessories: (pag 49,51)

Recessed casings

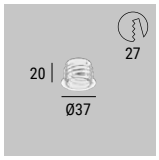

PVC C-C100009 Recessed casing for flush installation

suitable for: Modoc_RF 2W

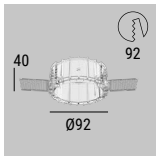

PVC C-C100008 Recessed casing for flush installation

suitable for: Modoc_RF 10W

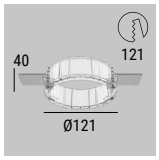

PVC C-C100010 Recessed casing for flush installation

suitable for: Modoc_RF 18W

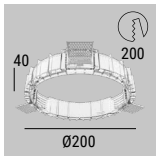

PVC C-C100012 Recessed casing for flush installation

suitable for: Modoc_RF 37W

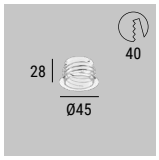

PVC C-C100006 Recessed casing for flush installation

suitable for: Modoc_RF 6W

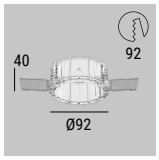

PVC C-C100013 Recessed casing for flush installation

suitable for: Modoc_RF WW 10W

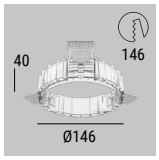

PVC C-C100011 Recessed casing for flush installation

suitable for: Modoc_RF 26W



Modoc downlights are innovative, interchangeable, totally recyclable and sustainabl. We realise that environmental protection is a major concern these days. For this reason, i-LèD consists of a series of luminaires developed to help reduce environmental impact without compromising quality or functionality.

Accessories

Optics kit for Modoc 10W



83382	Spot lens kit (20°)
83383	Flood lens kit (30°)
C-K400132	Medium Wide Flood lens kit (44°)
83384	Wide Flood lens kit (53°)

suitable for: Modoc_R - Modoc_RF

Optics kit for Modoc 18W



C-K400134	Flood lens kit (25°)
C-K400135	Medium Flood lens kit (30°)
C-K400136	Medium Wide Flood lens kit (44°)
C-K400148	Wide Flood lens kit (54°)

suitable for: Modoc_R - Modoc_RF

Optics kit for Modoc 26W



C-K400138	Spot lens kit (19°)
C-K400139	Flood lens kit (27°)
C-K400140	Medium Wide Flood lens kit (40°)
C-K400141	Wide Flood lens kit (50°)

suitable for: Modoc_R - Modoc_RF

Optics kit for Modoc 37W



C-K400144	Spot lens kit (19°)
C-K400145	Flood lens kit (26°)
C-K400146	Medium Flood lens kit (38°)
C-K400147	Wide Flood lens kit (56°)

suitable for: Modoc_R - Modoc_RF

Suction cup for all Modoc (no 2W/6W)



C-F600002	Suction cup for removal protective screen

suitable for: Modoc_R - Modoc_RF

Elliptic filter for Modoc



C-U300019	Modoc R - Modoc RF 10W
C-U300020	Modoc R - Modoc RF 18W
C-U300021	Modoc R - Modoc RF 26W
C-U300022	Modoc R - Modoc RF 37W

Electronics

C1

89147	**99376**	**99105**	**99710**	**99713**	**+ driver 24V DC**	
					99374	**99331**
ON/OFF	ON/OFF	ON/OFF	24V DC converter	24V DC converter	75W	150W
1 - 2 art.	3 - 6 art.	6 - 12 art.	0/1-10V 1 - 6 art.	DALI 1 - 6 art.		
138 x 22 x h 21	138 x 22 x h 21	103 x 58 x h 27	138 x 22 x h 20	138 x 22 x h 20		
29	29	64	29	29	56	70

E1

99377	**99106**	**C-E100004**	**C-E100005**	**C-E100001**
ON/OFF	ON/OFF	0/1-10V	DALI/PUSH	DALI/PUSH
1 art.	2 - 3 art.	1 art.	1 art.	2 - 3 art.
138 x 22 x h 21	103 x 58 x h 27	124 x 22 x h 22	124 x 22 x h 22	131 x 44 x h 30
29	64	31	31	54

FO

C-E100033	**C-E100034**
ON/OFF	DALI/PUSH
1 art.	1 art.
138 x 44 x h 23	138 x 44 x h 23
50	50

FP

C-E100033	**C-E100034**
ON/OFF	DALI/PUSH
1 art.	1 art.
138 x 44 x h 23	138 x 44 x h 23
50	50

L1

99734	**99732**	**83322**
ON/OFF	0/1-10V	DALI/PUSH
1 art.	1 art.	1 art.
149 x 37 x h 31	149 x 37 x h 31	149 x 37 x h 31
48	48	48

Q1

99106	**99115**	**C-E100001**
ON/OFF	0/1-10V	DALI/PUSH
1 art.	1 art.	1 art.
103 x 58 x h 27	210 x 48 x h 28	131 x 44 x h 30
64	56	54

T1

99147	**83008**	**C-E100016**
ON/OFF	0/1-10V, DALI/PUSH	DALI/PUSH
1 art.	1 art.	1 art.
103 x 58 x h 27	124 x 79 x h 22	131 x 44 x h 30
64	84	54

X1

83111	**83008**
ON/OFF	0/1-10V, DALI/PUSH
1 art.	1 art.
210 x 49 x h 25	124 x 79 x h 22
56	84



EVO

Aluminium body. Technopolymer diffuser.

EVO
TM66
RESULT 2.3

LIGHT FOR TOMORROW

BUILD BACK BETTER GOLD WINNER

EVO downlights are innovative, interchangeable, totally recyclable and sustainabl. We realise that environmental protection is a major concern these days. For this reason, i-LèD consists of a series of luminaires developed to help reduce environmental impact without compromising quality or functionality.

CIRCULAR PRODUCT:

61% RECYCLED

98% RECYCLABLE

98% REPAIRABLE



INTERCHANGEABLE

Thanks to the extensive range of accessories, it is very easy to replace a specific part without having to buy a completely new product. This not only reduces costs but also the amount of waste produced.



RECYCLABLE

EVO luminaires and all their components are easy to disassemble, this means that they can be recycled or disposed to the dedicated centres at the end of their life. In this way, we help to drastically reduce the amount of waste.



SUSTAINABLE

The EVO collection is designed following our company philosophy, which applies a low environmental impact production process.

A PERFECT INTERLINKING OF ELEMENTS

The technopolymer used to make the parts that compose the EVO fronts is the result of advanced research and latest-generation applications, guaranteeing uncompromising resistance. In the adjustable versions, every single element is designed with the utmost precision and the components fit together like perfect gears, guaranteeing correct and reliable adjustment of the optical compartment, to satisfy a variety of design requirements. All this is possible as a result of the synergy with local suppliers, specialised in injection moulding for the automotive sector.

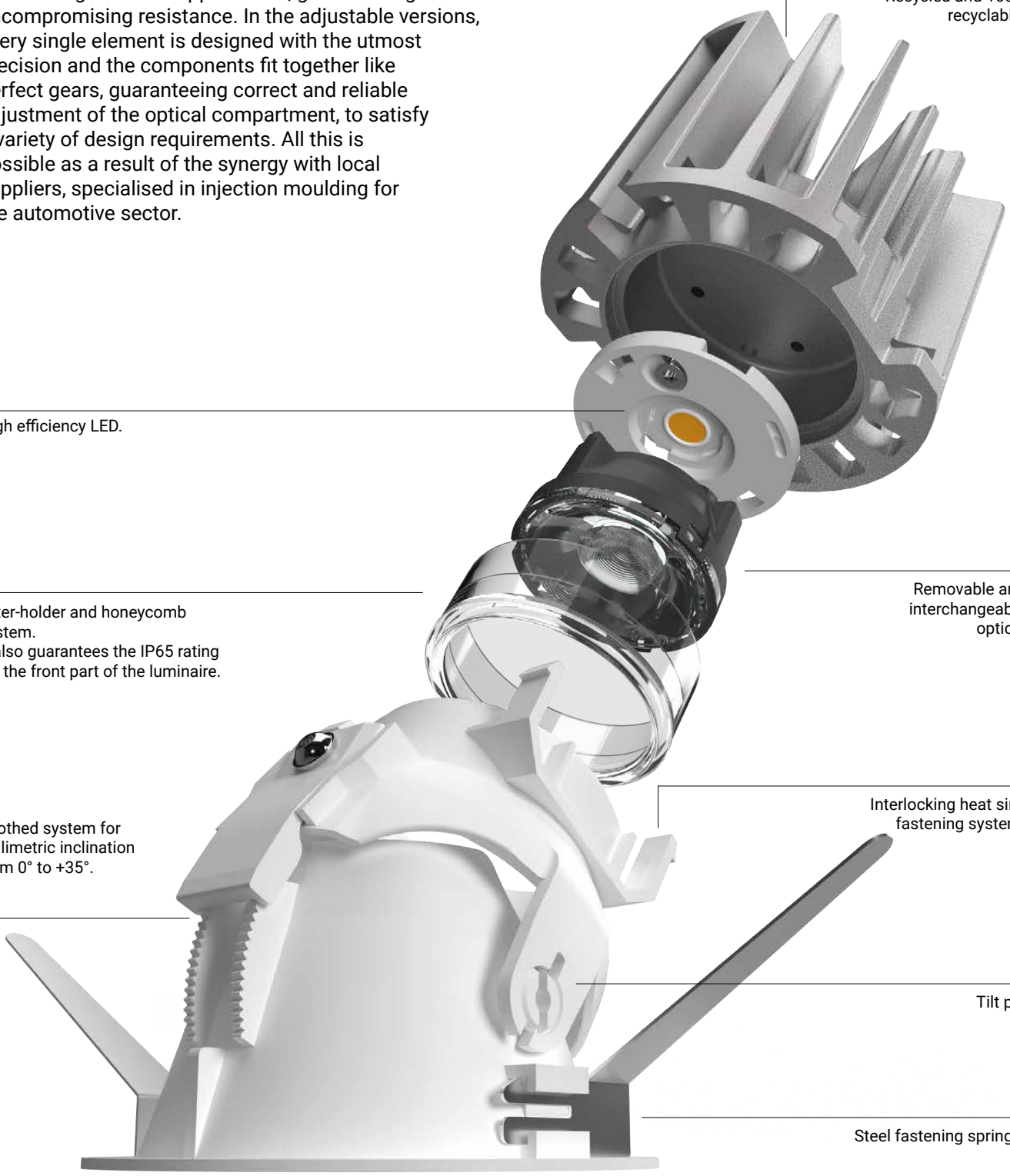

A NEW ACCESSORY TO ADAPT TO ANY SITUATION

The new Adapter Ring accessory, for Warp_R EVO and Quantum_R EVO models, increase the front diameter of the fixture with the option of installing EVO downlights in pre-existing holes or in situation where a precise hole is not made.

Example:

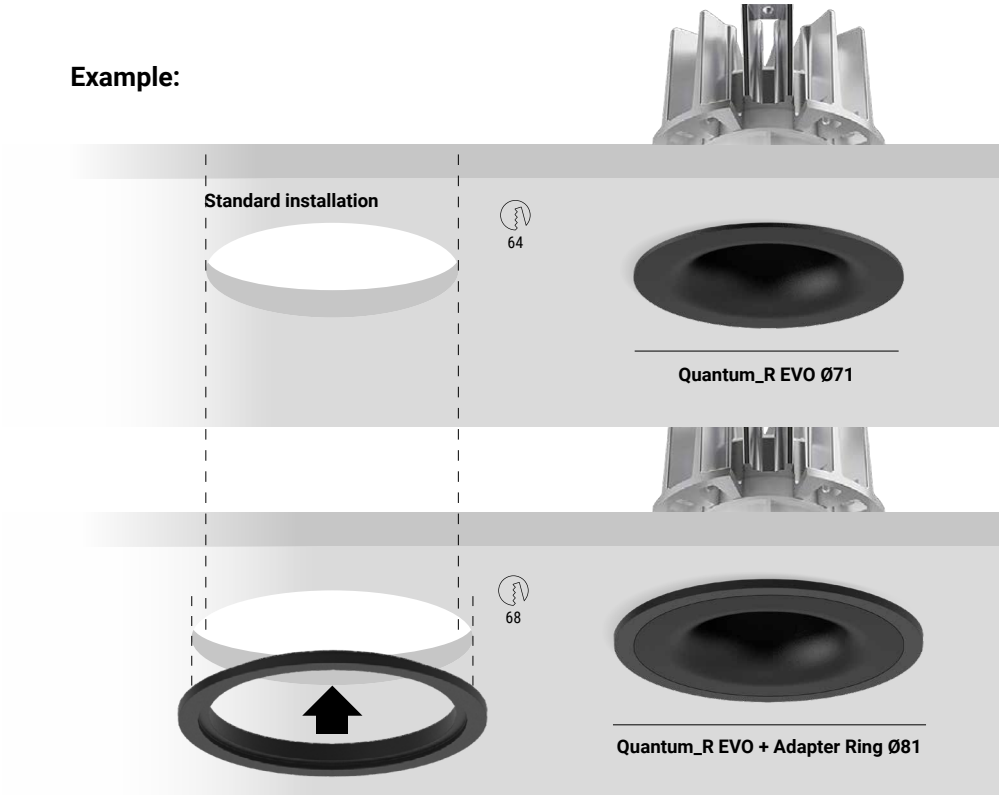

Installation with the accessory Adapter Ring (for Warp_R EVO and Quantum_R EVO) on larger hole

ELLIPTICAL FILTER ACCESSORY

This accessory allows the angle of opening for the light beam to be adjusted. Quick and easy to position, it makes it possible to create customised lighting effects.



Elliptical filter for Ø60	Vos_R	Quantum_R	Warp_R
Optic 10 + 83368	11°x28°	12°x37°	12°x40°
Optic 15 + 83368	15°x30°	15°x38°	15°x40°
Optic 30 + 83368	29°x36°	33°x41°	30°x45°
Optic 45 + 83368	39°x40°	43°x46°	45°x50°

Elliptical filter for Ø88	Vos_R	Quantum_R	Warp_R
Optic 10 + 83380	11°x36°	11°x37°	12°x42°
Optic 20 + 83380	21°x37°	22°x37°	22°x45°
Optic 30 + 83380	29°x40°	29°x41°	30°x46°
Optic 50 + 83380	45°x45°	46°x47°	48°x52°




i-LED

MODULAR LIGHTING FOR SUSTAINABLE PROJECTS

UGR IP40 IP65

Every single element of the new series of **EVO** downlights has been designed to be assembled and disassembled without using any tools, but just with mechanical movements. This innovative system also allows you to customise your fixture with infinite combinations which span 5 different design aesthetics, 3 optic layouts to increase visual comfort, 5 optics with different openings, 4 colour light temperatures and 3 different powers controlled by On-Off, Dimming 1-10V and DALI protocol with double IP.



WARP | QUANTUM | VOS | EPITAX | WARP Ø99 | VOS Ø85

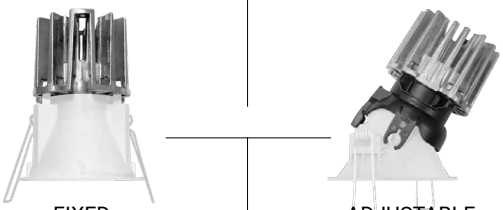

FIXED | ADJUSTABLE

WHITE | BLACK | GOLD | COPPER

4 W | 9 W | 9 W | 14 W

NARROW SPOT

SPOT (UGR<16) | MEDIUM FLOOD | MEDIUM W.FLOOD

SPOT (UGR<11)

FLOOD (UGR<16) | MEDIUM FLOOD | WIDE FLOOD

2700K
3000K
4000K

2200K
2700K
3000K
4000K

2700K
3000K
4000K

2200K
2700K
3000K
4000K



HONEYCOMB | ELLIPTIC FILTER | AESTHETIC FILTER



ADAPTER RING
Only for Warp_R and Quantum

WHITE
BLACK
GOLD
COPPER

GU10
(not included)
6 W Max
220-240 V

Vos_R EVO



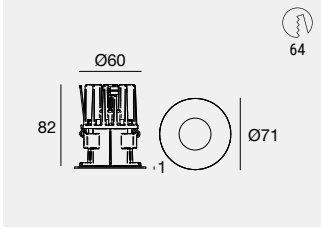

DW Dynamic White 2200K-5700K - 8W (x channel) available on request

		Cct	lm S - lm D	Opt
powerLED - CRI 90 - 350 mA - 4 W DC				
WH	77332	M	389 - 208	10 (9° UGR<11)
BB	77333	W	416 - 223	
AU	77534	N	449 - 240	
CU	77535			
WH	77356 HC			
BB	77357 HC			
AU	77558 HC			
CU	77559 HC			

Electronics: **D1** (pag 71) | Recessed casings & accessories: (pag 69,70)
Cct 3500K available on request

		Cct	lm S - lm D	Opt
arrayLED - CRI 90/80* - 700 mA - 9 W DC				
WH	77330	A*	892 - 562	15 (14° UGR<11)
BB	77331	M	1059 - 664	30 (30° UGR<11)
AU	77536	W	1119 - 702	45 (42° UGR<19)
CU	77537	N	1196 - 749	
WH	77354 HC			
BB	77355 HC			
AU	77560 HC			
CU	77561 HC			

Electronics: **J1** (pag 71) | Recessed casings & accessories: (pag 69,70)
Cct 3500K available on request

Vos_R EVO | arrayLED



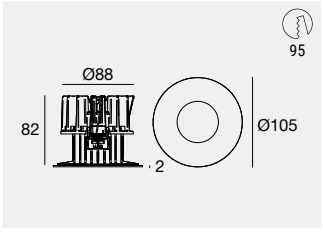

DW Dynamic White 2200K-5700K - 15W (x channel) available on request

		Cct	lm S - lm D	Opt
CRI 90/80* - 700 mA - 9 W DC				
WH	77336	A*	892 - 592	10 (10° UGR<11)
BB	77337	M	1059 - 700	
AU	77538	W	1119 - 740	
CU	77539	N	1196 - 790	
WH	77360 HC			
BB	77361 HC			
AU	77562 HC			
CU	77563 HC			

Electronics: **J1** (pag 71) | Recessed casings & accessories: (pag 69,70)

		Cct	lm S - lm D	Opt
CRI 90/80* - 400 mA - 14 W DC				
WH	77334	A*	2007 - 1504	20 (21° UGR<11)
BB	77335	M	2214 - 1658	30 (32° UGR<11)
AU	77540	W	2318 - 1737	50 (54° UGR<19)
CU	77541	N	2411 - 1807	
WH	77358 HC			
BB	77359 HC			
AU	77564 HC			
CU	77565 HC			

Electronics: **P1** (pag 71) | Recessed casing: (pag 69,70)

Vos_R Par16 EVO



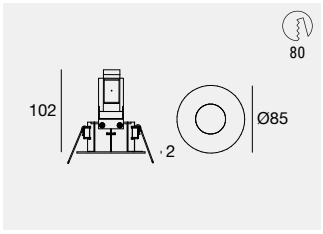

	Fin	
220-240 V - 6 W Max GU10 - Ø 50 mm (not included)		
C00755	WH	EZZ
	BB	EZZ
	AU	EZZ
	CU	EZZ

Vos_RJ EVO



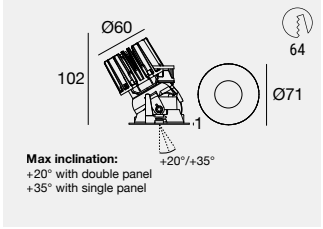

DW Dynamic White 2200K-5700K - 8W (x channel) available on request

	Fin	Cct	lm S - lm D	Opt
powerLED - CRI 90 - 350 mA - 4 W DC				
C00630	**WH**	**M**	389 - 197	**NS** (9°)
C00631 HC	**BB**	**W**	416 - 211	
	AU	**N**	449 - 228	
	CU			

Electronics: **D1** (pag 71) | Recessed casings & accessories: (pag 69,70)

arrayLED - CRI 90/80* - 700 mA - 9 W DC				
C00613	**WH**	**A***	892 - 494	**SP** (14°)
	BB	**M**	1059 - 584	**FL** (28°)
	AU	**W**	1119 - 617	**MW** (40°)
	CU	**N**	1196 - 661	
C00624 HC				**SP** (13°)
				FL (25°)
				ML (30°)

Electronics: **J1** (pag 71) | Recessed casings & accessories: (pag 69,70)

Vos_RJ EVO | arrayLED



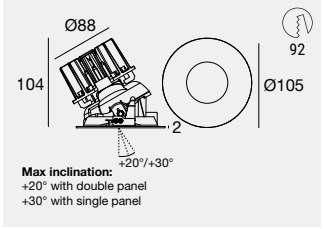

DW Dynamic White 2200K-5700K - 15W (x channel) available on request

	Fin	Cct	lm S - lm D	Opt
CRI 90/80* - 700 mA - 9 W DC				
C00642	**WH**	**A***	892 - 612	**SP** (11°)
C00643 HC	**BB**	**M**	1059 -724	
	AU	**W**	1119 - 765	
	CU	**N**	1196 - 819	

Electronics: **J1** (pag 71) | Recessed casings & accessories: (pag 69,70)

CRI 90/80* - 400 mA - 14 W DC				
C00640	**WH**	**A***	2007 - 1075	**FL** (20°)
	BB	**M**	2214 - 1186	**ML** (32°)
	AU	**W**	2318 - 1242	**WF** (52°)
	CU	**N**	2411 - 1291	
C00641 HC				**FL** (20°)
				ML (30°)
				MW (45°)

Electronics: **P1** (pag 71) | Recessed casing: (pag 69,70)



Narrow Spot (9°)
UGR <11

Spot (14°)
UGR <11

Medium Flood (30°)
UGR <11

Wide Flood (42°)
UGR <19

Installed downlight: **Vos_R EVO 3000K (Ø71)**

Finishes
White, Black, Gold, Copper

Cct
A 2200 **M** 2700 **W** 3000 **N** 4000

Accessories
HC Honeycomb

Quantum_R EVO



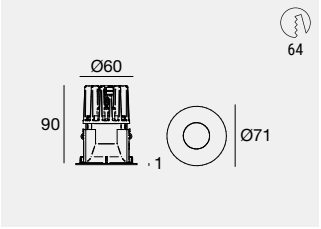

DW Dynamic White 2200K-5700K - 8W (x channel) available on request

	Cct	lm S - lm D	Opt
powerLED - CRI 90 - 350 mA - 4 W DC			
WH **77324**	**M**	389 - 238	**10** (10° UGR<11)
BB **77325**	**W**	416 - 254	
AU **77542**	**N**	449 - 274	
CU **77543**			
WH **77348** HC			
BB **77349** HC			
AU **77566** HC			
CU **77567** HC			

Electronics: **D1** (pag 71) | Recessed casings & accessories: (pag 69,70)

arrayLED - CRI 90/80* - 700 mA - 9 W DC			
WH **77322**	**A***	892 - 637	**15** (14° UGR<16)
BB **77323**	**M**	1059 - 753	**30** (31° UGR<16)
AU **77544**	**W**	1119 - 796	**45** (46° UGR<19)
CU **77545**	**N**	1196 - 849	
WH **77346** HC			
BB **77347** HC			
AU **77568** HC			
CU **77569** HC			

Electronics: **J1** (pag 71) | Recessed casings & accessories: (pag 69,70)

Quantum_R EVO | arrayLED



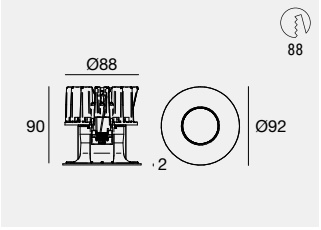

DW Dynamic White 2200K-5700K - 15W (x channel) available on request

	Cct	lm S - lm D	Opt
CRI 90/80* - 700 mA - 9 W DC			
WH **77328**	**A***	892 - 629	**10** (10° UGR<11)
BB **77329**	**M**	1059 - 744	
AU **77546**	**W**	1119 - 787	
CU **77547**	**N**	1196 - 839	
WH **77352** HC			
BB **77353** HC			
AU **77570** HC			
CU **77571** HC			

Electronics: **J1** (pag 71) | Recessed casings & accessories: (pag 69,70)

CRI 90/80* - 400 mA - 14 W DC			
WH **77326**	**A***	2007 - 1632	**20** (21° UGR<16)
BB **77327**	**M**	2214 - 1799	**30** (32° UGR<16)
AU **77548**	**W**	2318 - 1884	**50** (54° UGR<19)
CU **77549**	**N**	2411 - 1913	
WH **77350** HC			
BB **77351** HC			
AU **77572** HC			
CU **77573** HC			

Electronics: **P1** (pag 71) | Recessed casing: (pag 69,70)

Quantum_RJ EVO



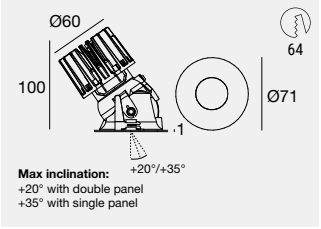

DW Dynamic White 2200K-5700K - 8W (x channel) available on request

	Fin	Cct	lm S - lm D	Opt
powerLED - CRI 90 - 350 mA - 4 W DC				
C00634	**WH**	**M**	389 - 232	**NS** (10°)
C00635 HC	**BB**	**W**	416 - 248	
	AU	**N**	449 - 267	
	CU			

Electronics: **D1** (pag 71) | Recessed casings & accessories: (pag 69,70)

arrayLED - CRI 90/80* - 700 mA - 9 W DC				
C00632	**WH**	**A***	892 - 574	**SP** (15°)
	BB	**M**	1059 - 678	**ML** (30°)
	AU	**W**	1119 - 717	**MW** (42°)
	CU	**N**	1196 - 767	
C00633 HC				**SP** (14°)
				FL (27°)
				ML (31°)

Electronics: **J1** (pag 71) | Recessed casings & accessories: (pag 69,70)

Quantum_RJ EVO | arrayLED



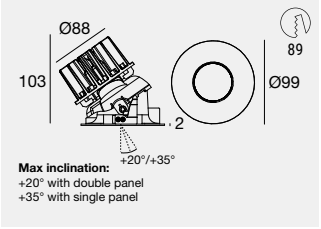

DW Dynamic White 2200K-5700K - 15W (x channel) available on request

	Fin	Cct	lm S - lm D	Opt
CRI 90/80* - 700 mA - 9 W DC				
C00646	**WH**	**A***	892 - 671	**SP** (11°)
C00647 HC	**BB**	**M**	1059 - 794	
	AU	**W**	1119 - 839	
	CU	**N**	1196 - 898	

Electronics: **J1** (pag 71) | Recessed casings & accessories: (pag 69,70)

CRI 90/80* - 400 mA - 14 W DC				
C00644	**WH**	**A***	2007 - 1424	**FL** (21°)
	BB	**M**	2214 - 1571	**ML** (33°)
	AU	**W**	2318 - 1645	**WF** (54°)
	CU	**N**	2411 - 1710	
C00645 HC				**FL** (20°)
				ML (30°)
				MW (47°)

Electronics: **P1** (pag 71) | Recessed casing: (pag 69,70)



Finishes

White
Black
Gold
Copper

Cct

A 2200
M 2700
W 3000
N 4000

Accessories

HC Honeycomb

Warp_R EVO



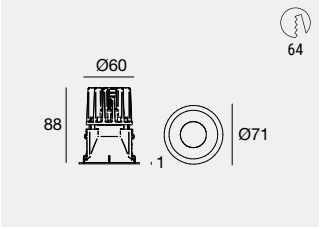

DW Dynamic White 2200K-5700K - 8W (x channel) available on request

		Cct	lm S - lm D	Opt
powerLED - CRI 90 - 350 mA - 4 W DC				
WH	**77340**	**M**	389 - 242	**10** (10° UGR<11)
BB	**77341**	**W**	416 - 259	
AU	**77550**	**N**	449 - 279	
CU	**77551**			
WH	**77364** HC			
BB	**77365** HC			
AU	**77574** HC			
CU	**77575** HC			

Electronics: **D1** (pag 71) | Recessed casings & accessories: (pag 69,70)

		Cct	lm S - lm D	Opt
arrayLED - CRI 90/80* - 700 mA - 9 W DC				
WH	**77338**	**A***	892 - 655	**15** (14° UGR<16)
BB	**77339**	**M**	1059 - 775	**30** (31° UGR<16)
AU	**77552**	**W**	1119 - 819	**45** (46° UGR<19)
CU	**77553**	**N**	1196 - 874	
WH	**77362** HC			
BB	**77363** HC			
AU	**77576** HC			
CU	**77577** HC			

Electronics: **J1** (pag 71) | Recessed casings & accessories: (pag 69,70)

Warp_R EVO | arrayLED



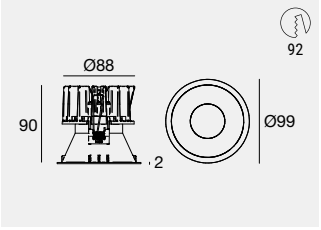

DW Dynamic White 2200K-5700K - 15W (x channel) available on request

		Cct	lm S - lm D	Opt
CRI 90/80* - 700 mA - 9 W DC				
WH	**77344**	**A***	892 - 649	**10** (10° UGR<11)
BB	**77345**	**M**	1059 - 762	
AU	**77554**	**W**	1119 - 811	
CU	**77555**	**N**	1196 - 865	
WH	**77368** HC			
BB	**77369** HC			
AU	**77578** HC			
CU	**77579** HC			

Electronics: **J1** (pag 71) | Recessed casings & accessories: (pag 69,70)

		Cct	lm S - lm D	Opt
CRI 90/80* - 400 mA - 14 W DC				
WH	**77342**	**A***	2007 - 1700	**20** (21° UGR<16)
BB	**77343**	**M**	2214 - 1874	**30** (32° UGR<16)
AU	**77556**	**W**	2318 - 1963	**50** (55° UGR<19)
CU	**77557**	**N**	2411 - 2043	
WH	**77366** HC			
BB	**77367** HC			
AU	**77580** HC			
CU	**77581** HC			

Electronics: **P1** (pag 71) | Recessed casing: (pag 69,70)

Warp_R Par16 EVO



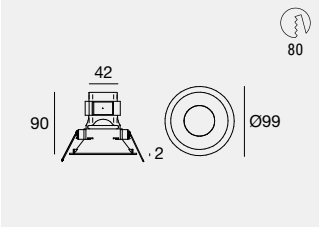

	Fin	
220-240 V - 6 W Max GU10 - Ø 50 mm (not included)		
C00754	**WH**	**EZZ**
	BB	**EZZ**
	AU	**EZZ**
	CU	**EZZ**

Warp_RJ EVO



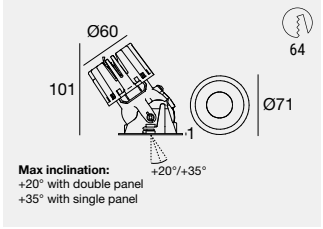

DW Dynamic White 2200K-5700K - 8W (x channel) available on request

Fin		Cct	lm S - lm D	Opt
powerLED - CRI 90 - 350 mA - 4 W DC				
C00271	**WH**	**M**	389 - 250	**NS** (9°)
C00272 HC	**BB**	**W**	416 - 267	
	AU	**N**	449 - 289	
	CU			

Electronics: **D1** (pag 71) | Recessed casings & accessories: (pag 69,70)

arrayLED - CRI 90/80* - 700 mA - 9 W DC				
C00258	**WH**	**A***	892 - 505	**SP** (14°)
	BB	**M**	1059 - 597	**ML** (29°)
	AU	**W**	1119 - 631	**MW** (40°)
	CU	**N**	1196 - 676	
C00260 HC				**SP** (14°)
				FL (27°)
				ML (32°)

Electronics: **J1** (pag 71) | Recessed casings & accessories: (pag 69,70)

Warp_RJ EVO | arrayLED



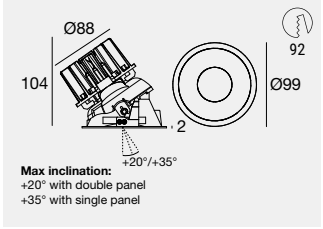

DW Dynamic White 2200K-5700K - 15W (x channel) available on request

Fin		Cct	lm S - lm D	Opt
CRI 90/80* - 700 mA - 9 W DC				
C00638	**WH**	**A***	892 - 666	**SP** (11°)
C00639 HC	**BB**	**M**	1059 - 787	
	AU	**W**	1119 - 832	
	CU	**N**	1196 - 890	

Electronics: **J1** (pag 71) | Recessed casings & accessories: (pag 69,70)

CRI 90/80* - 400 mA - 14 W DC				
C00636	**WH**	**A***	2007 - 1454	**FL** (21°)
	BB	**M**	2214 - 1603	**ML** (33°)
	AU	**W**	2318 - 1678	**MW** (53°)
	CU	**N**	2411 - 1745	
C00637 HC				**FL** (20°)
				ML (30°)
				MW (47°)

Electronics: **P1** (pag 71) | Recessed casings & accessories: (pag 69,70)

Warp_Q



71 / 99 mm



Warp_R



Finishes

White
Black
Gold
Copper

Cct

A 2200
M 2700
W 3000
N 4000

Accessories

HC Honeycomb

Warp_Q EVO



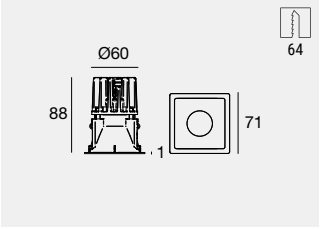

DW Dynamic White 2200K-5700K - 8W (x channel) available on request

	Fin	Cct	lm S - lm D	Opt
powerLED - CRI 90 - 350 mA - 4 W DC				
C00205	**WH**	**M**	389 - 259	**NS** (9° UGR<11)
C00206 HC	**BB**	**W**	416 - 299	
	AU	**N**	449 - 277	
	CU			

Electronics: **D1** (pag 71) | Recessed casings & accessories: (pag 69,70)

arrayLED - CRI 90/80* - 700 mA - 9 W DC				
C00199	**WH**	**A***	892 - 649	**SP** (14° UGR<11)
	BB	**M**	1059 - 767	**ML** (30° UGR<16)
	AU	**W**	1119 - 811	**MW** (42° UGR<16)
	CU	**N**	1196 - 868	
C00203 HC				**SP** (13° UGR<11)
				FL (27° UGR<11)
				ML (32° UGR<11)

Electronics: **J1** (pag 71) | Recessed casings & accessories: (pag 69,70)

Warp_Q EVO | arrayLED



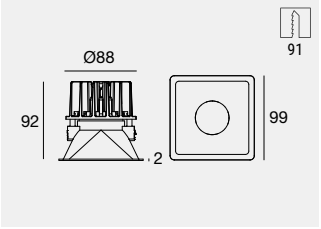

DW Dynamic White 2200K-5700K - 15W (x channel) available on request

	Fin	Cct	lm S - lm D	Opt
CRI 90/80*- 700 mA - 9 W DC				
C00219	**WH**	**A***	892 - 711	**SP** (10° UGR<11)
C00220 HC	**BB**	**M**	1059 - 840	
	AU	**W**	1119 - 888	
	CU	**N**	1196 - 950	

Electronics: **J1** (pag 71) | Recessed casings & accessories: (pag 69,70)

CRI 90/80* - 400 mA - 14 W DC				
C00217	**WH**	**A***	2007 - 1523	**FL** (21° UGR<16)
	BB	**M**	2214 - 1680	**ML** (33° UGR<16)
	AU	**W**	2318 - 1759	**WF** (54° UGR<16)
	CU	**N**	2411 - 1829	
C00218 HC				**FL** (20° UGR<11)
				ML (30° UGR<11)
				MW (47° UGR<16)

Electronics: **P1** (pag 71) | Recessed casing: (pag 69,70)

Warp_QJ EVO



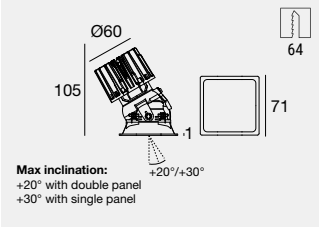

DW Dynamic White 2200K-5700K - 8W (x channel) available on request

	Fin	Cct	lm S - lm D	Opt
powerLED - CRI 90 - 350 mA - 4 W DC				
C00699	**WH**	**M**	389 - 238	**NS** (9°)
C00700 HC	**BB**	**W**	416 - 254	
	AU	**N**	449 - 275	
	CU			

Electronics: **D1** (pag 71) | Recessed casings & accessories: (pag 69,70)

arrayLED - CRI 90/80* - 700 mA - 9 W DC				
C00697	**WH**	**A***	892 - 582	**SP** (14°)
	BB	**M**	1059 - 688	**ML** (31°)
	AU	**W**	1119 - 727	**MW** (44°)
	CU	**N**	1196 - 778	
C00698 HC				**SP** (14°)
				FL (27°)
				ML (31°)

Electronics: **J1** (pag 71) | Recessed casings & accessories: (pag 69,70)

Warp_QJ EVO | arrayLED



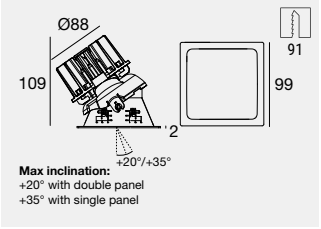

DW Dynamic White 2200K-5700K - 15W (x channel) available on request

	Fin	Cct	lm S - lm D	Opt
CRI 90/80* - 700 mA - 9 W DC				
C00703	**WH**	**A***	892 - 676	**SP** (11°)
C00704 HC	**BB**	**M**	1059 - 799	
	AU	**W**	1119 - 845	
	CU	**N**	1196 - 904	

Electronics: **J1** (pag 71) | Recessed casings & accessories: (pag 69,70)

CRI 90/80* - 400 mA - 14 W DC				
C00701	**WH**	**A***	2007 - 1477	**FL** (21°)
	BB	**M**	2214 - 1629	**ML** (33°)
	AU	**W**	2318 - 1705	**WF** (55°)
	CU	**N**	2411 - 1774	
C00702 HC				**FL** (20°)
				ML (30°)
				MW (48°)

Electronics: **P1** (pag 71) | Recessed casing: (pag 69,70)



Epitax_R EVO



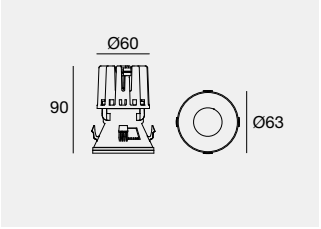

DW Dynamic White 2200K-5700K - 8W (x channel) available on request
Recessed casing needed: C-C100004

		Fin		Cct	lm S - lm D	Opt
powerLED - CRI 90 - 350 mA - 4 W DC						
C00162		**WH**		**M**	389 - 248	**NS** (9° UGR<11)
C00163	HC	**BB**		**W**	416 - 265	
		AU		**N**	449 - 287	
		CU				

Electronics: **D1** (pag 71) | Recessed casings & accessories: (pag 69,70)

arrayLED - CRI 90/80* - 700 mA - 9 W DC					
C00144	**WH**	**A***	892 - 627	**SP**	(15° UGR<16)
	BB	**M**	1059 - 742	**ML**	(30° UGR<16)
	AU	**W**	1119 - 784	**MW**	(41° UGR<16)
	CU	**N**	1196 - 839		
C00145 HC				**SP**	(14° UGR<11)
				FL	(27° UGR<11)
				ML	(31° UGR<16)

Electronics: **J1** (pag 71) | Recessed casings & accessories: (pag 69,70)

Epitax_R EVO | arrayLED



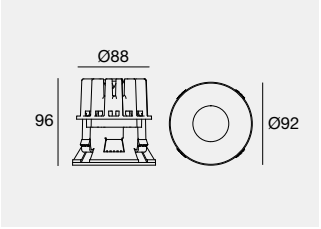

DW Dynamic White 2200K-5700K - 15W (x channel) available on request
Recessed casing needed: C-C100007

		Fin		Cct	lm S - lm D	Opt
CRI 90/80* - 700 mA - 9 W DC						
C00375		**WH**		**A***	892 - 689	**SP** (10° UGR<)
C00376	HC	**BB**		**M**	1059 - 814	
		AU		**W**	1119 - 861	
		CU		**N**	1196 - 921	

Electronics: **J1** (pag 71) | Recessed casings & accessories: (pag 69,70)

CRI 90/80* - 400 mA - 14 W DC					
C00371	**WH**	**A***	2007 - 1547	**FL**	(22° UGR<16)
	BB	**M**	2214 - 1706	**ML**	(33° UGR<16)
	AU	**W**	2318 - 1786	**WF**	(55° UGR<16)
	CU	**N**	2411 - 1858		
C00372 HC				**FL**	(20° UGR<11)
				ML	(30°UGR<11)
				MW	(48° UGR<16)

Electronics: **P1** (pag 71) | Recessed casings & accessories: (pag 69,70)

Epitax_RJ EVO



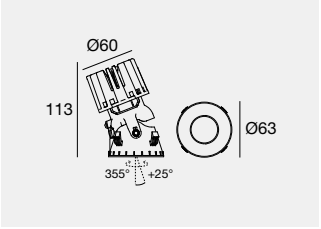

DW Dynamic White 2200K-5700K - 8W (x channel) available on request
Recessed casing needed: C-C100004

		Fin		Cct	lm S - lm D	Opt
powerLED - CRI 90 - 350 mA - 4 W DC						
C00164		**WH**		**M**	389 - 240	**NS** (9°)
C00165	HC	**BB**		**W**	416 - 257	
		AU		**N**	449 - 277	
		CU				

Electronics: **D1** (pag 71) | Recessed casings & accessories: (pag 69,70)

arrayLED - CRI 90/80* - 700 mA - 9 W DC					
C00146	**WH**	**A***	892 - 604	**SP**	(14°)
	BB	**M**	1059 - 714	**ML**	(30°)
	AU	**W**	1119 - 754	**MW**	(40°)
	CU	**N**	1196 - 807		
C00147 HC				**SP**	(14°)
				FL	(27°)
				ML	(31°)

Electronics: **J1** (pag 71) | Recessed casings & accessories: (pag 69,70)

Epitax_RJ EVO | arrayLED



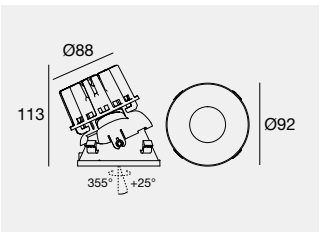

DW Dynamic White 2200K-5700K - 15W (x channel) available on request

Recessed casing needed: C-C100007

	Fin	Cct	lm S - lm D	Opt
CRI 90/80* - 700 mA - 9 W DC				
C00377	**WH**	**A***	892 - 681	**SP** (11°)
C00378 HC	**BB**	**M**	1059 - 805	
	AU	**W**	1119 - 851	
	CU	**N**	1196 - 910	

Electronics: **J1** (pag 71) | Recessed casings & accessories: (pag 69,70)

CRI 90/80* - 400 mA - 14 W DC				
C00373	**WH**	**A***	2007 - 1501	**FL** (21°)
	BB	**M**	2214 - 1655	**ML** (33°)
	AU	**W**	2318 - 1733	**WF** (54°)
	CU	**N**	2411 - 1802	
C00374 HC				**FL** (20°)
				ML (30°)
				MW (48°)

Electronics: **P1** (pag 71) | Recessed casings & accessories: (pag 69,70)

Epitax_RJ EVO
C00373WHWML
+
Recessed casing
C-C100007

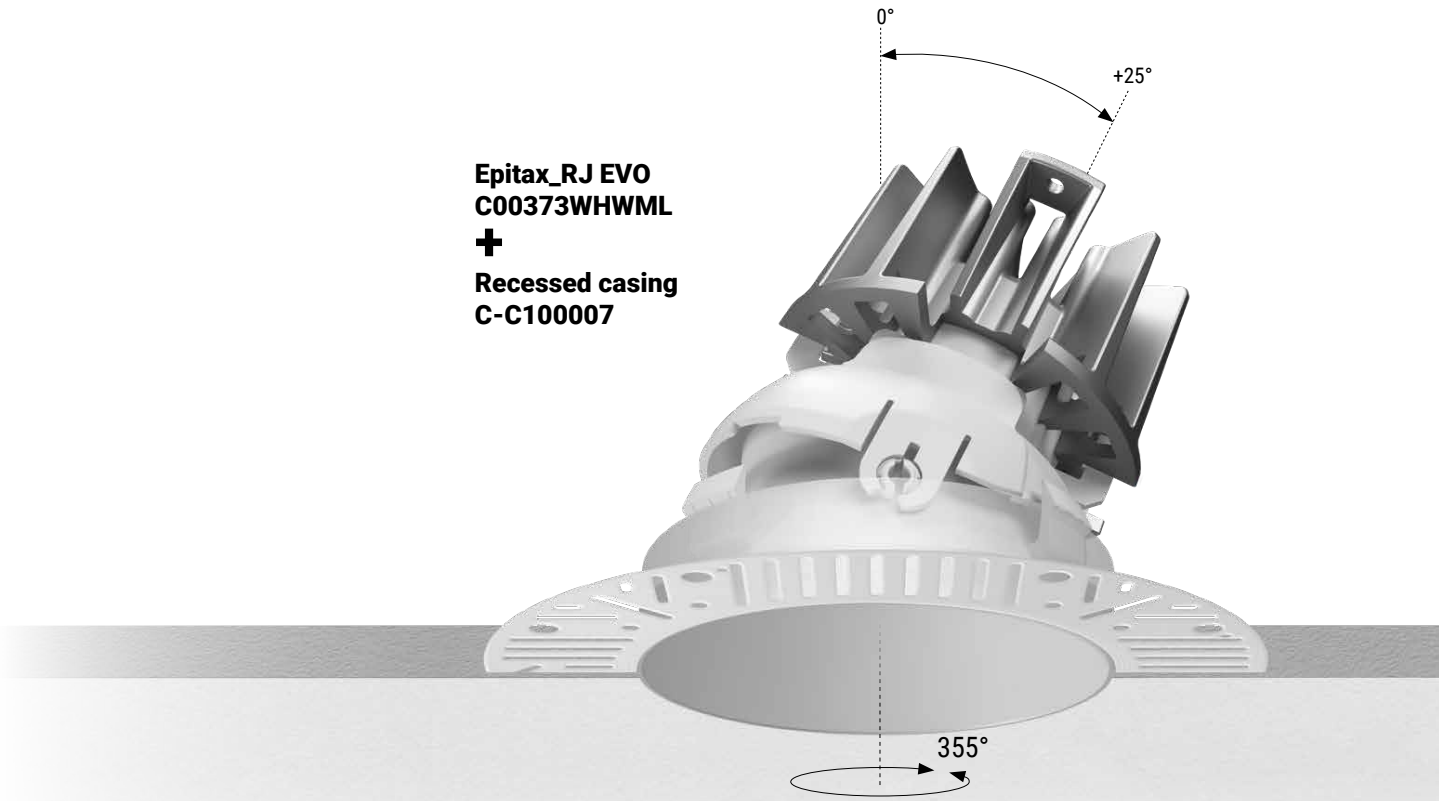

Finishes

White
Black
Gold
Copper

Cct

A 2200
M 2700
W 3000
N 4000

Accessories

HC Honeycomb

EVO FINISHES FOR UNIQUE, DISTINCTIVE SPACES

For EVO front-facing accessories we have developed four exquisitely elegant finishes: White, Black, Gold and Copper. Easy to install thanks to their simplified system, they add a touch of elegance and sophistication to any project, creating inviting, cosy atmospheres.



White (WH)



Black (BB)



Gold (AU)



Copper (CU)



Accessories

Vos EVO front elements for 4W - 9W LED modules Ø60



WH	**83365**	Vos_R front kit Ø71
BB	**83366**	Vos_R front kit Ø71
AU	**C-K400042**	Vos_R front kit Ø71
CU	**C-K400043**	Vos_R front kit Ø71



WH	**C-K400083**	Quantum_RJ front kit Ø71
BB	**C-K400084**	Quantum_RJ front kit Ø71
AU	**C-K400108**	Quantum_RJ front kit Ø71
CU	**C-K400109**	Quantum_RJ front kit Ø71

Vos EVO front elements for 9W - 14W LED modules Ø88



WH	**83377**	Vos_R front kit Ø105
BB	**83378**	Vos_R front kit Ø105
AU	**C-K400050**	Vos_R front kit Ø105
CU	**C-K400051**	Vos_R front kit Ø105



WH	**C-K400085**	Quantum_RJ front kit Ø99
BB	**C-K400086**	Quantum_RJ front kit Ø99
AU	**C-K400102**	Quantum_RJ front kit Ø99
CU	**C-K400103**	Quantum_RJ front kit Ø99

Quantum EVO front elements for 4W - 9W LED modules Ø60



WH	**83361**	Quantum_R front kit Ø71
BB	**83362**	Quantum_R front kit Ø71
AU	**C-K400038**	Quantum_R front kit Ø71
CU	**C-K400039**	Quantum_R front kit Ø71



WH	**C-K400087**	Quantum_RJ front kit Ø71
BB	**C-K400088**	Quantum_RJ front kit Ø71
AU	**C-K400110**	Quantum_RJ front kit Ø71
CU	**C-K400111**	Quantum_RJ front kit Ø71

Quantum EVO front elements for 9W - 14W LED modules Ø88



WH	**83373**	Quantum_R front kit Ø92
BB	**83374**	Quantum_R front kit Ø92
AU	**C-K400046**	Quantum_R front kit Ø92
CU	**C-K400047**	Quantum_R front kit Ø92



WH	**C-K400089**	Quantum_RJ front kit Ø99
BB	**C-K400090**	Quantum_RJ front kit Ø99
AU	**C-K400104**	Quantum_RJ front kit Ø99
CU	**C-K400105**	Quantum_RJ front kit Ø99

Warp EVO front elements for 4W - 9W LED modules Ø60



WH	**83363**	Warp_R front kit Ø71
BB	**83364**	Warp_R front kit Ø71
AU	**C-K400040**	Warp_R front kit Ø71
CU	**C-K400041**	Warp_R front kit Ø71



WH	**C-K400081**	Warp_RJ front kit Ø71
BB	**C-K400082**	Warp_RJ front kit Ø71
AU	**C-K400028**	Warp_RJ front kit Ø71
CU	**C-K400029**	Warp_RJ front kit Ø71



WH	**C-K400032**	Warp_Q front kit 71x71
BB	**C-K400033**	Warp_Q front kit 71x71
AU	**C-K400097**	Warp_Q front kit 71x71
CU	**C-K400098**	Warp_Q front kit 71x71



WH	**C-K400093**	Warp_QJ front kit 71x71
BB	**C-K400094**	Warp_QJ front kit 71x71
AU	**C-K400112**	Warp_QJ front kit 71x71
CU	**C-K400113**	Warp_QJ front kit 71x71

Warp EVO front elements for 9W - 14W LED modules Ø88



WH	**83375**	Warp_R front kit Ø99
BB	**83376**	Warp_R front kit Ø99
AU	**C-K400048**	Warp_R front kit Ø99
CU	**C-K400049**	Warp_R front kit Ø99



WH	**C-K400091**	Warp_RJ front kit Ø99
BB	**C-K400092**	Warp_RJ front kit Ø99
AU	**C-K400114**	Warp_RJ front kit Ø99
CU	**C-K400115**	Warp_RJ front kit Ø99



WH	**C-K400034**	Warp_Q front kit 100x100
BB	**C-K400035**	Warp_Q front kit 100x100
AU	**C-K400099**	Warp_Q front kit 100x100
CU	**C-K400100**	Warp_Q front kit 100x100



WH	**C-K400095**	Warp_QJ front kit 100x100
BB	**C-K400096**	Warp_QJ front kit 100x100
AU	**C-K400106**	Warp_QJ front kit 100x100
CU	**C-K400107**	Warp_QJ front kit 100x100

Epitax EVO front elements for 4W - 9W LED modules Ø60



WH	**C-K400116**	Epitax_R front kit Ø63
BB	**C-K400117**	Epitax_R front kit Ø63
AU	**C-K400118**	Epitax_R front kit Ø63
CU	**C-K400119**	Epitax_R front kit Ø63



WH	**C-K400120**	Epitax_RJ front kit Ø63
BB	**C-K400121**	Epitax_RJ front kit Ø63
AU	**C-K400122**	Epitax_RJ front kit Ø63
CU	**C-K400123**	Epitax_RJ front kit Ø63

Epitax EVO front elements for 9W - 14W LED modules Ø88



WH	**C-K400124**	Epitax_R front kit Ø92
BB	**C-K400125**	Epitax_R front kit Ø92
AU	**C-K400126**	Epitax_R front kit Ø92
CU	**C-K400127**	Epitax_R front kit Ø92



WH	**C-K400128**	Epitax_RJ front kit Ø92
BB	**C-K400129**	Epitax_RJ front kit Ø92
AU	**C-K400130**	Epitax_RJ front kit Ø92
CU	**C-K400131**	Epitax_RJ front kit Ø92

Finishes

WH White AU Gold
BB Black CU Copper

INTERCHANGEABLE COMPONENTS BETWEEN WARP, QUANTUM, VOS, EPITAX EVO:

Optics kit for LED module Ø60



83370	Spot lens kit (15°)
83371	Medium Flood lens kit (30°)
83372	Medium Flood lens kit (45°)

suitable for: 9W

Optics kit for LED module Ø88



83382	Flood lens kit (20°)
83383	Medium Flood lens kit (30°)
83384	Wide Flood lens kit (50°)

suitable for: 14W

Filters for LED module Ø60



83367	Honeycomb
83368	Elliptic filter
83369	Aesthetic filter

suitable for: 4W - 9W

Filters for LED module Ø88



83379	Honeycomb
83380	Elliptic filter
83381	Aesthetic filter

suitable for: 9W - 14W

Adapter Ring Ø81

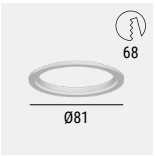

WH	**83393**	Warp_R Ø 71 - Quantum_R Ø 71
BB	**83394**	Warp_R Ø 71 - Quantum_R Ø 71
AU	**C-K400044**	Warp_R Ø 71 - Quantum_R Ø 71
CU	**C-K400045**	Warp_R Ø 71 - Quantum_R Ø 71

Adapter Ring Ø106

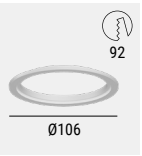

WH	**83391**	Quantum_R Ø92
BB	**83392**	Quantum_R Ø92
AU	**C-K400054**	Quantum_R Ø92
CU	**C-K400055**	Quantum_R Ø92

Adapter Ring Ø109

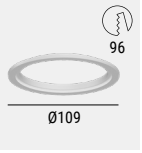

WH	**83395**	Warp_R Ø99
BB	**83390**	Warp_R Ø99
AU	**C-K400052**	Warp_R Ø99
CU	**C-K400053**	Warp_R Ø99

Recessed casing



PVC **C-C100004** Recessed casing for flush installation

suitable for: Epitax_R 4W - Epitax_RJ 4W
Epitax_R 9W (Ø63) - Epitax_RJ 9W (Ø63)



PVC **C-C100007** Recessed casing for flush installation

suitable for: Epitax_R 9W (Ø92) - Epitax_RJ 9W (Ø92)
Epitax_R 14W - Epitax_RJ 14W



PVC **89373** Recessed casing for brick

suitable for: Quantum_R - Warp_R - Vos_ R



PVC **89374** Recessed casing for brick

suitable for: Quantum_R - Warp_R - Vos_ R

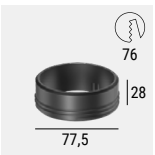

PVC **99849** Recessed casing for flush installation

suitable for: Vos_R Ø71 - Vos_RJ Ø71



PVC **83065** Recessed casing for flush installation

suitable for: Vos_R Ø105 - Vos_RJ Ø105

Finishes

WH White AU Gold
BB Black CU Copper

Electronics

D1

89145
ON/OFF
1 art.
138 x 22 x h 21
29

99375
ON/OFF
2 - 3 art.
138 x 22 x h 21
29

C-E100010
0/1-10V
1 art.
138 x 22 x h 22
31

C-E100011
DALI/PUSH
1 art.
138 x 22 x h 22
31

P1

99734
ON/OFF
1 art.
149 x 37 x h 31
48

99732
0/1-10V
1 art.
149 x 37 x h 31
48

83322
DALI/PUSH
1 art.
149 x 37 x h 31
48

J1

99735
ON/OFF
1 art.
134 x 37 x h 31
48

99147
ON/OFF
2 - 3 art.
103 x 58 x h 27
64

99733
0/1-10V
1 art.
134 x 37 x h 31
48

C-E100012
DALI/PUSH
1 art.
134 x 37 x h 31
48

C-E100016
DALI/PUSH
2 - 3 art.
131 x 44 x h 30
54



VOS

Aluminium body. Aluminium flange. Black-painted optics compartment.



	_Ww	_R	_RJ	_Q	_QJ
W	17	2-4,5-6,3-8-15	4-8-15	2-4,5-6,3-8-15	4-8-15
mm	**Ø 135**	**Ø 42-71-105**	**Ø 60-75-100**	**□ 42-71-105**	**□ 60-75-100**
Cct	2700-3000 4000	2700-3000-4000	2700-3000-4000	2700-3000-4000	2700-3000-4000
Opt	**Adj. Ww**	**Ultra Spot-Spot Flood-M.Flood M.W.Flood-W-Flood**	**Spot-Flood M.Flood M.W.Flood**	**Ultra Spot-Spot-Flood W.Flood-M.Flood M.W.Flood**	**Spot-M.Flood M.W. Flood-W.Flood**
Elec.	On/Off 0/1-10V DALI	On/Off 0/1-10V DALI	On/Off 0/1-10V DALI	On/Off 0/1-10V DALI	On/Off 0/1-10V DALI
Col.	WH BB	WH BB	WH BB	WH BB	WH BB

A complete range of recessed downlights designed for interior lighting in a contemporary style, boasting high performance and minimal aesthetic impact. The Vos luminaires offer high visual comfort due to the optical compartment that uses the pin-hole camera concept, guaranteeing reflectance control. The source is arranged on a plane set back from the opening of the compartment: the photons that compose the primary light beam exit without encountering obstacles, while the more external ones bounce within the compartment, painted black to obtain the maximum degree of absorption.



TILTING VERSION, SHIELDING OF THE OPTICS COMPARTMENT

The Vos_RJ and Vos_QJ range of products come with a 360° mobility on the horizontal axis and a 35° tilt on the vertical axis. The downlight structure was designed to avoid rear light dispersion and for shielding the internal of the dropped ceiling.

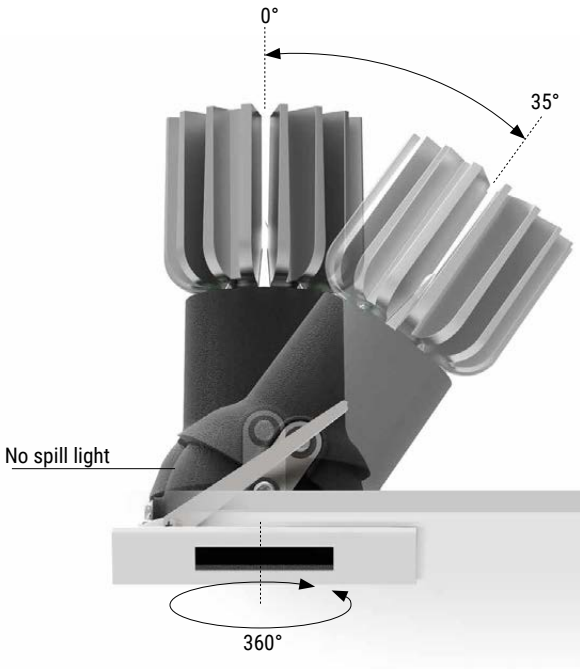

Vos_R | powerLED | 630 mA | 2 W DC



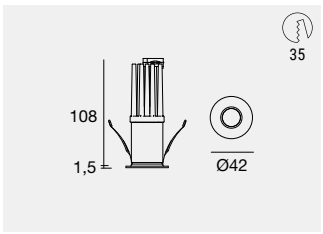

	Fin	Cct	lm S - lm D	Opt
CRI 80				
C00064	**WH**	**M**	196 - 120	**US** (5° UGR<11)
	BB	**W**	210 - 129	
		N	223 - 137	

Electronics: **C1** (pag 76) | Recessed casing: (pag 76)

Vos_R | V2 | powerLED | 500 mA 4,5 W DC | 700 mA 6,3 W DC



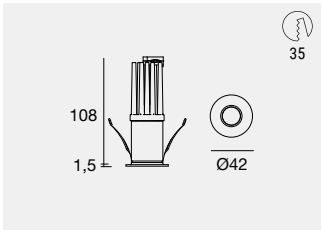

	Fin	Cct	lm S - lm D 4,5 W	lm S - lm D 6,3 W	Opt
CRI 90					
C00046	**WH**	**M**	544 - 191	715 - 252	**SP** (19° UGR<16)
	BB	**W**	569 - 200	748 - 263	**FL** (24° UGR<16)
		N	612 - 216	805 - 285	**MW** (46°)
CRI 90					
C00047 HC	**WH**	**M**	544 - 136	715 - 179	**SP** (17° UGR<11)
	BB	**W**	569 - 142	748 - 187	**FL** (21° UGR<16)
		N	612 - 154	805 - 203	**ML** (36° UGR<16)

Electronics: 4,5W **FM** - 6,3W **I1** (pag 76) | Optics & Accessories (pag 76)

Vos_R | powerLED | 700 mA | 8 W DC



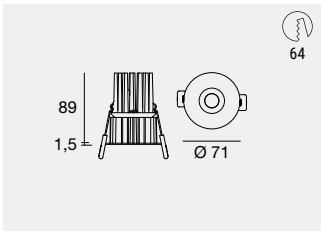

		Cct	lm S - lm D	Opt
CRI 90				
WH **90662**		**M**	689 - 370	**15** (15° UGR<19)
BB **90663**		**W**	738 - 397	**30** (34° UGR<19)
WH **90670**	HC	**N**	796 - 427	**45** (56°)
BB **90671**	HC			

Electronics: **J1** (pag 76) | Recessed casing * & accessories: (pag 76)

Vos_R | arrayLED | 400 mA | 15 W DC



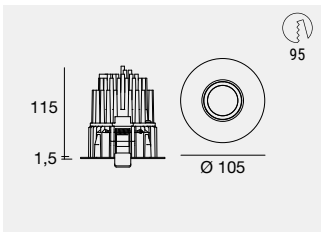

		Cct	lm S - lm D	Opt
CRI 90				
WH **90674**		**M**	2214 - 1193	**15** (21° UGR<11)
BB **90675**		**W**	2318 - 1249	**30** (33° UGR<11)
WH **90682**	HC	**N**	2411 - 1300	**60** (49° UGR<19)
BB **90683**	HC			

Electronics: **P2** (pag 76)

Vos_Ww | powerLED | 500 mA | 17 W DC



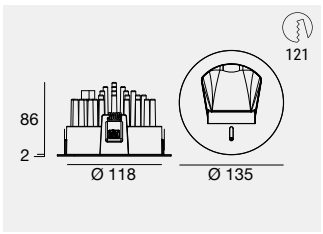

	Cct	lm S - lm D	Opt
CRI 90			
WH **82469**	**M**	2026 - 968	**07** (Adj. Ww)
BB **82470**	**W**	2174 - 998	
	N	2520 - 1075	

Electronics: **Q1** (pag 76)

CONTOURED WALL WASHER

The new technology revolutionises the standards established until now for wall washer lighting. The diaphragm positioned on the optics compartment allows the breadth of the light beam to be adjusted, for versatile and high performance wall lighting. The beam always reaches the peak near the edge of the ceiling, usually narrow and difficult to light, whereas, acting on the opening of the diaphragm, the angle of emission can be changed and therefore the beam can be narrowed or widened, allowing Vos_Ww to be positioned at any distance from the wall and maintaining an immediate, precise and perfect wash to emphasise great works exhibited.



Finishes	Cct				Accessories
WH White	**A**	2200	**W**	3000	HC Honeycomb
BB Black	**M**	2700	**N**	4000	

Vos_RJ | powerLED | 350 mA | 4 W DC



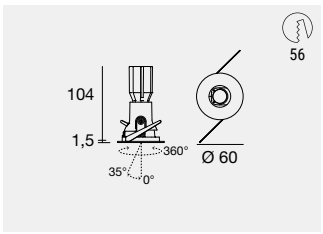

		Cct	Im S - Im D	Opt
CRI 90				
WH **81266**		**M**	389 - 176	**15** (15°)
BB **81267**		**W**	416 - 187	**30** (31°)
WH **81114**	HC	**N**	449 - 193	**60** (42°)
BB **81115**	HC			

Electronics: **D1** (pag 76) | Recessed casing: (pag 76)

Vos_RJ | powerLED | 700 mA | 8 W DC



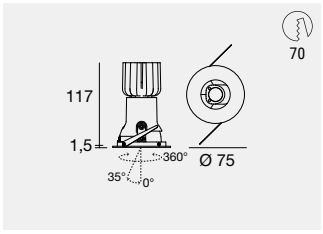

		Cct	Im S - Im D	Opt
CRI 90				
WH **81274**		**M**	689 - 260	**15** (16°)
BB **81275**		**W**	738 - 278	**30** (32°)
WH **81122**	HC	**N**	796 - 302	**45** (49°)
BB **81123**	HC			

Electronics: **J1** (pag 76) | Recessed casing: (pag 76)

Vos_RJ | arrayLED | 400 mA | 15 W DC



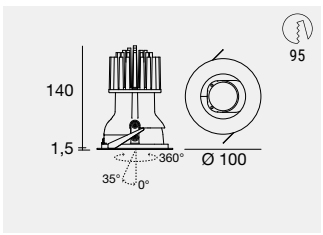

		Cct	Im S - Im D	Opt
CRI 90				
WH **81282**		**M**	2214 - 959	**15** (22°)
BB **81283**		**W**	2318 - 1004	**30** (34°)
		N	2411 - 1044	**60** (45°)

Electronics: **P2** (pag 76) | Recessed casing: (pag 76)

Vos_Q | powerLED | 630 mA | 2 W DC



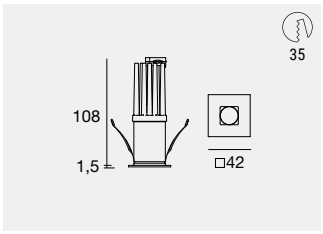

	Fin	Cct	Im S - Im D	Opt
CRI 80				
C00063	WH	**M**	196 - 97	**US** (5° UGR<11)
	BB	**W**	210 - 104	
		N	223 - 111	

Electronics: **C1** (pag 76) | Recessed casing: (pag 76)

Vos_Q | V2 | powerLED | 500 mA 4,5 W DC | 700 mA 6,3 W DC



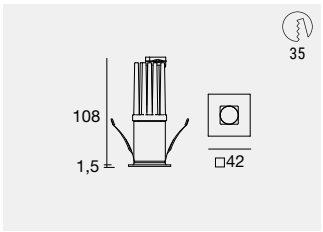

		Fin	Cct	Im S - Im D 4,5 W	Im S - Im D 6,3 W	Opt
CRI 90						
C00040		WH	**M**	544 - 181	715 - 238	**SP** (19° UGR<16)
		BB	**W**	569 - 187	748 - 247	**FL** (23° UGR<16)
			N	612 - 225	805 - 297	**MW** (43°)
CRI 90						
C00045	HC	WH	**M**	544 - 133	715 - 176	**SP** (17° UGR<11)
		BB	**W**	569 - 139	748 - 184	**FL** (21° UGR<11)
			N	612 - 152	805 - 200	**ML** (34° UGR<16)

Electronics: 4,5W **FM** - 6,3W **I1** (pag 76) | Optics & Accessories (pag 76)

Vos_Q | powerLED | 700 mA | 8 W DC



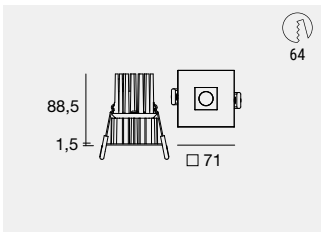

		Cct	Im S - Im D	Opt
CRI 90				
WH **90660**		**M**	689 - 369	**15** (15° UGR<16)
BB **90661**		**W**	738 - 396	**30** (30° UGR<19)
WH **90666**	HC	**N**	796 - 427	**45** (52°)
BB **90667**	HC			

Electronics: **J1** (pag 76) | Recessed casing * & accessories: (pag 76)

Vos_Q | arrayLED | 400 mA | 15 W DC



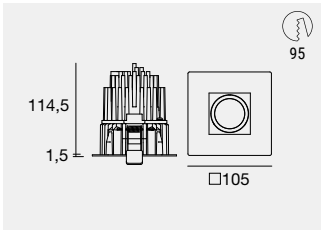

		Cct	Im S - Im D	Opt
CRI 90				
WH **90672**		**M**	2214 - 1226	**15** (20° UGR<11)
BB **90673**		**W**	2318 - 1282	**30** (33° UGR<16)
WH **90678**	HC	**N**	2411 - 1336	**60** (49° UGR<19)
BB **90679**	HC			

Electronics: **P2** (pag 76) | Recessed casing: (pag 76)

Vos_QJ | powerLED | 350 mA | 4 W DC



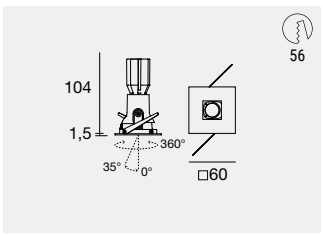

		Cct	Im S - Im D	Opt
CRI 90				
WH **81270**		**M**	389 - 144	**15** (15°)
BB **81271**		**W**	416 - 155	**30** (26°)
WH **80478**	HC	**N**	449 - 167	**60** (38°)
BB **80479**	HC			

Electronics: **D1** (pag 76) | Recessed casing: (pag 76)

Vos_QJ | powerLED | 700 mA | 8 W DC



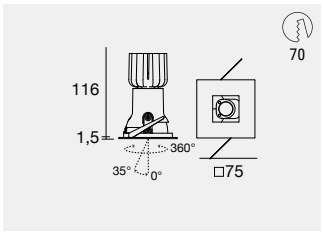

		Cct	Im S - Im D	Opt
CRI 90				
WH **81278**		**M**	689 - 299	**15** (15°)
BB **81279**		**W**	738 - 320	**30** (32°)
WH **80490**	HC	**N**	796 - 347	**45** (45°)
BB **80491**	HC			

Electronics: **J1** (pag 76) | Recessed casing: (pag 76)

Vos_QJ | arrayLED | 400 mA | 15 W DC



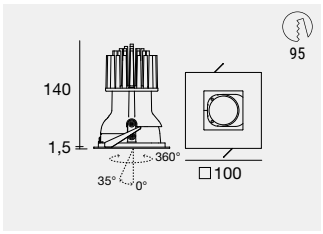

		Cct	Im S - Im D	Opt
CRI 90				
WH **81286**		**M**	2214 - 828	**15** (22°)
BB **81287**		**W**	2318 - 868	**30** (33°)
		N	2411 - 902	**60** (42°)

Electronics: **P2** (pag 76)

Electronics

B1

99195	89146	99377	C-E100004	C-E100005
ON/OFF 1 - 2 art. 138 x 22 x h 21 29	ON/OFF 2 - 3 art. 138 x 22 x h 21 29	ON/OFF 3 - 6 art. 138 x 22 x h 21 64	0/1-10V 3 - 4 art. 124 x 22 x h 22 31	DALI/PUSH 2 - 4 art. 124 x 22 x h 22 31

D1

89145	99375	C-E100010	C-E100011
ON/OFF 1 art. 138 x 22 x h 21 29	ON/OFF 2 - 3 art. 138 x 22 x h 21 29	0/1-10V 1 art. 138 x 22 x h 22 31	DALI/PUSH 1 art. 138 x 22 x h 22 31

I1

99735	99147	99733	83323	C-E100016
ON/OFF 1 art. 134 x 37 x h 31 48	ON/OFF 2 - 3 art. 103 x 58 x h 27 64	0/1-10V 1 art. 134 x 37 x h 31 48	DALI/PUSH 1 art. 134 x 37 x h 31 48	DALI/PUSH 2 - 4 art. 131 x 44 x h 30 54

P2

99740	99739	C-E100032
ON/OFF 1 art. 134 x 37 x h 31 48	0/1-10V 1 art. 134 x 37 x h 31 48	DALI/PUSH 1 art. 149 x 37 x h 31 48

C1

89147	99376	99105	99710	99713	+ driver 24V DC	
ON/OFF 1 - 2 art. 138 x 22 x h 21 29	ON/OFF 3 - 6 art. 138 x 22 x h 21 29	ON/OFF 6 - 12 art. 103 x 58 x h 27 64	24V DC converter 0/1-10V 1 - 6 art. 138 x 22 x h 20 29	24V DC converter DALI 1 - 6 art. 138 x 22 x h 20 29	99374 75W 56	99331 150W 70

FM

89146	99377	C-E100004	C-E100005	C-E100001
ON/OFF 1 art. 138 x 22 x h 21 29	ON/OFF 1 - 2 art. 138 x 22 x h 21 64	0/1-10V 1 art. 124 x 22 x h 22 31	DALI/PUSH 1 art. 124 x 22 x h 22 31	DALI/PUSH 1 - 2 art. 131 x 44 x h 30 54

J1

99735	99147	99733	C-E100012	C-E100016
ON/OFF 1 art. 134 x 37 x h 31 48	ON/OFF 2 - 3 art. 103 x 58 x h 27 64	0/1-10V 1 art. 134 x 37 x h 31 48	DALI/PUSH 1 art. 134 x 37 x h 31 48	DALI/PUSH 2 - 3 art. 131 x 44 x h 30 54

Q1

99106	99115	C-E100001
ON/OFF 1 art. 103 x 58 x h 27 64	0/1-10V 1 art. 210 x 48 x h 28 56	DALI/PUSH 1 art. 131 x 44 x h 30 54

Recessed casing



PVC 99848 Recessed casing for flush installation

suitable for: Vos_R 2W - Vos_R 4,5/6,3W

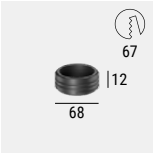

PVC 83063 Recessed casing for flush installation

suitable for: Vos_RJ 4W



PVC 83065 Recessed casing for flush installation

suitable for: Vos_RJ 15W



PVC 89374 Recessed casing

suitable for: Vos_R 8W - Vos_Q 8W - Vos_RJ 4W Vos_QJ 4W

* with recessed casing for brick power reduction to 6W DC 500mA



PVC 99849 Recessed casing for flush installation

suitable for: Vos_R 8W

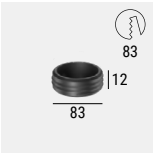

PVC 83064 Recessed casing for flush installation

suitable for: Vos_RJ 8W



PVC 89373 Recessed casing *

suitable for: Vos_R 8W - Vos_Q 8W - Vos_RJ 4W Vos_QJ 4W

* with recessed casing for brick power reduction to 6W DC 500mA

HARD ROCK HOTEL MADRID
Atocha, Madrid (Spain)

Project: Rockwell Group

Lighting Project: BMLD (Birgit Walter, Marcela Carmona, Alice Antonacci)

Photography:
Thestudio.rocks



QUANTUM

Aluminium body.



HC IP44 IP65

The performance of Quantum luminaires is combined with soft and refined shapes. This organic design was recognised the prestigious RedDot Award. The versions with HC set-up include the Honeycomb filter, which allows the source to be shielded, offering an almost complete solution to glare.

reddot award 2015
winner

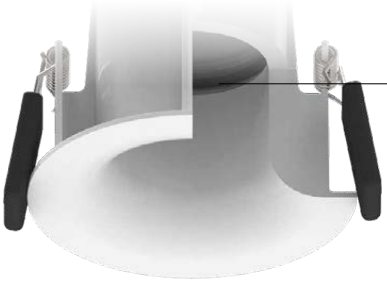

Organic design

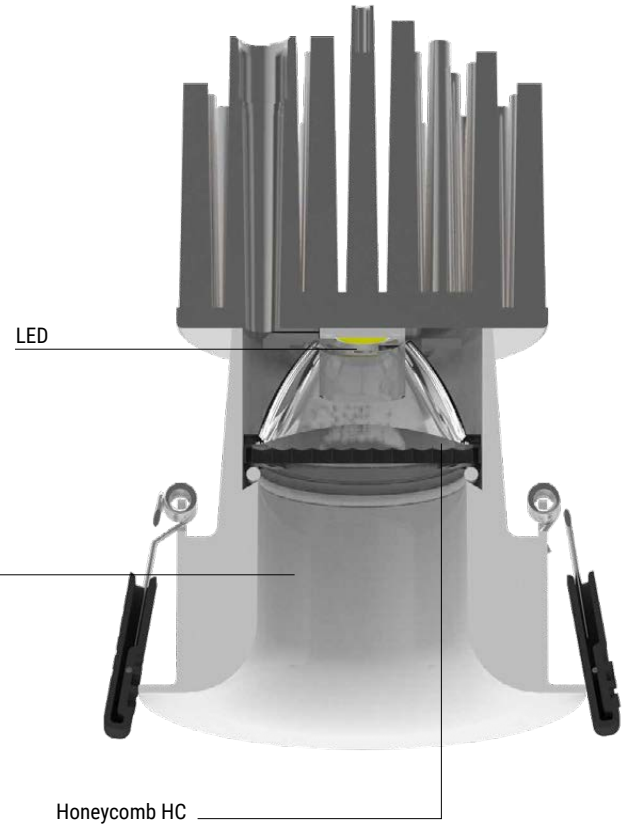

Quantum_R | powerLED | 630 mA | 2 W DC



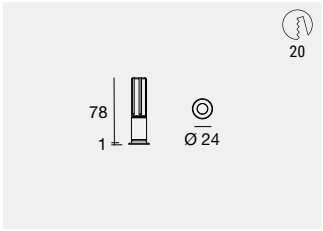

	Cct	Im S - Im D	Opt
CRI 90			
WH **80011**	**M**	213 - 66	**15** (19° UGR<16)
BB **80012**	**W**	213 - 75	**30** (25°)
AU **82867**	**N**	237 - 97	**45** (45°)

Electronics: **C1** (pag 80)

Quantum_R | powerLED | 630 mA | 2 W DC



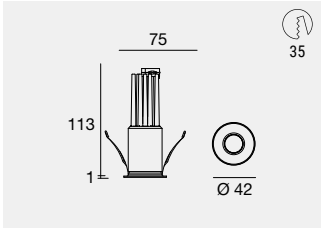

	Fin	Cct	Im S - Im D	Opt
CRI 80				
C00117	**WH**	**M**	196 - 115	**US** (5°)
	BB	**W**	210 - 123	
	AU	**N**	223 - 131	

Electronics: **C1** (pag 80)

Quantum_R | V2 | powerLED | 500 mA 4,5 W DC | 700 mA 6,3 W DC



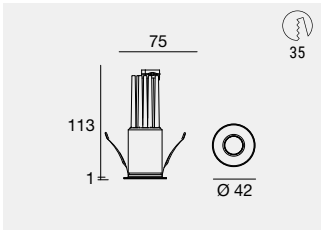

	Fin	Cct	Im S - Im D	Im S - Im D	Opt
CRI 90			4,5 W	6,3 W	
C00048	**WH**	**M**	544 - 289	715 - 381	**SP** (19°)
	BB	**W**	569 - 302	748 - 398	**FL** (26°)
	AU	**N**	612 - 326	805 - 429	**WF** (52°)
CRI 90					
C00049 HC	**WH**	**M**	544 - 181	715 - 239	**SP** (17° UGR<11)
	BB	**W**	569 - 190	748 - 250	**FL** (25° UGR<19)
	AU	**N**	612 - 204	805 - 269	**MW** (40°)

Electronics: 4,5W **FM** - 6,3W **I1** (pag 80)

Quantum_R | powerLED | 800 mA | 10 W DC



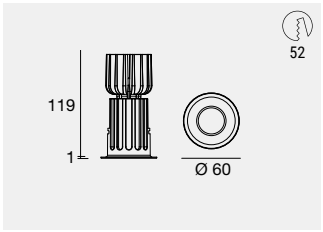

	Cct	Im S - Im D	Opt
CRI 90			
WH **80029**	**M**	960 - 657	**15** (20° UGR<19)
BB **80030**	**W**	1034 - 709	**30** (25°)
AU **82877**	**N**	1108 - 762	**45** (47°)
WH **80033** HC			
BB **80034** HC			
AU **82878** HC			

Electronics: **K1** (pag 80)

Quantum_R | arrayLED | 400 mA | 15 W DC



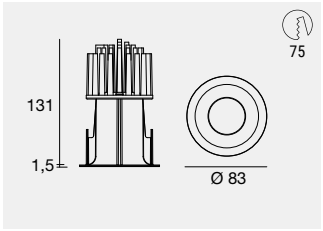

	Cct	Im S - Im D	Opt
CRI 90			
WH **80035**	**M**	2214 - 1242	**15** (20°)
BB **80036**	**W**	2318 - 1300	**30** (30°)
AU **82881**	**N**	2411 - 1353	**45** (40°)
WH **80039** HC			
BB **80040** HC			
AU **82882** HC			

Electronics: **P2** (pag 80)

Quantum_RJ | powerLED | 630 mA | 2 W DC



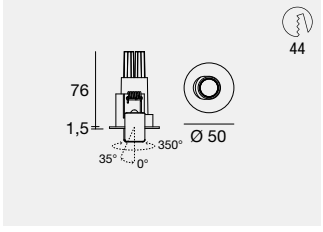

	Cct	Im S - Im D	Opt
CRI 90			
WH **80047**	**M**	199 - 81	**15** (20°)
BB **80048**	**W**	212 - 86	**30** (30°)
WH **80051** HC	**N**	237 - 97	**45** (40°)
BB **80052** HC			

Electronics: **C1** (pag 80)

Finishes

WH White AU Gold
BB Black

Cct

M 2700 **N** 4000
W 3000

Accessories

HC Honeycomb

Quantum_RJ | powerLED | 630 mA | 2 W DC



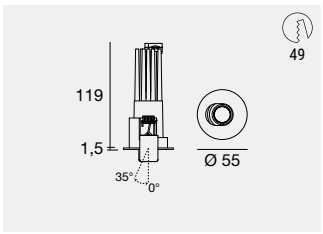

	Fin	Cct	lm S - lm D	Opt
CRI 80				
C00118	**WH**	**M**	196 - 109	**US** (5°)
	BB	**W**	210 - 116	
		N	223 - 125	

Electronics: **C1** (pag 80)

Quantum_RJ | V2 | powerLED | 500 mA 4,5 W DC | 700 mA 6,3 W DC



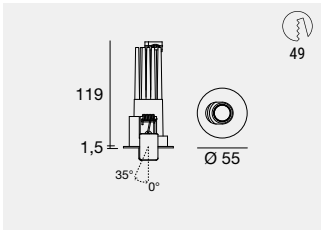

	Fin	Cct	lm S - lm D	lm S - lm D	Opt
CRI 90			4,5 W	6,3 W	
C00050	**WH**	**M**	544 - 289	715 - 285	**SP** (19°)
C00051 HC	**BB**	**W**	569 - 302	748 - 298	**FL** (26°)
		N	612 - 326	805 - 321	**WF** (50°)

Electronics: 4,5W **FM** - 6,3W **I1** (pag 80)

Quantum_RJ | powerLED | 800 mA | 10 W DC



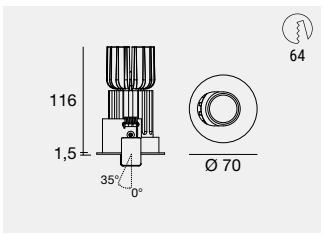

	Cct	lm S - lm D	Opt
CRI 90			
WH **80065**	**M**	960 - 668	**15** (20°)
BB **80066**	**W**	1034 - 718	**30** (30°)
WH **80069** HC	**N**	1108 - 770	**45** (40°)
BB **80070** HC			

Electronics: **K1** (pag 80)

ADJUSTABLE

The Quantum_RJ luminaires allow personalised control of the direction of the light beam due to the possibility of orienting the optical unit by 35° on the vertical axis.

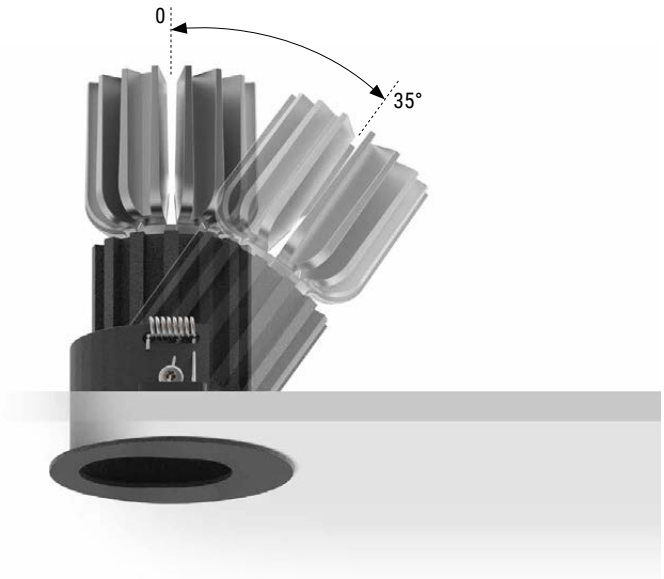

Electronics

C1

89147	99376	99105	99710	99713	+ driver 24V DC	
					99374	99331
ON/OFF	ON/OFF	ON/OFF	24V DC converter	24V DC converter	75W	150W
1 - 2 art.	3 - 6 art.	6 - 12 art.	0/1-10V 1 - 6 art.	DALI 1 - 6 art.		
138 x 22 x h 21	138 x 22 x h 21	103 x 58 x h 27	138 x 22 x h 20	138 x 22 x h 20		
29	29	64	29	29	56	70

FM

89146	99377	C-E100004	C-E100005	C-E100001
ON/OFF	ON/OFF	0/1-10V	DALI/PUSH	DALI/PUSH
1 art.	1 - 2 art.	1 art.	1 art.	1 - 2 art.
138 x 22 x h 21	138 x 22 x h 21	124 x 22 x h 22	124 x 22 x h 22	131 x 44 x h 30
29	64	31	31	54

I1

99735	99147	99733	83323	C-E100016
ON/OFF	ON/OFF	0/1-10V	DALI/PUSH	DALI/PUSH
1 art.	2 - 3 art.	1 art.	1 art.	2 - 4 art.
134 x 37 x h 31	103 x 58 x h 27	134 x 37 x h 31	134 x 37 x h 31	131 x 44 x h 30
48	64	48	48	54

K1

99735	99135	99733	C-E100013	99345
ON/OFF	ON/OFF	0/1-10V	DALI/PUSH	DALI/PSUH
1 art.	2 - 3 art.	1 art.	1 art.	1 - 3 art.
134 x 37 x h 31	103 x 58 x h 27	134 x 37 x h 31	124 x 22 x h 22	210 x 48 x h 25
48	64	48	31	56

P2

99740	99739	C-E100032
ON/OFF	0/1-10V	DALI/PUSH
1 art.	1 art.	1 art.
134 x 37 x h 31	134 x 37 x h 31	149 x 37 x h 31
48	48	48

Finishes
WH White
BB Black

Cct
M 2700 **N** 4000
W 3000

Accessories
HC Honeycomb

SOFITEL BARCELONA SKIPPER
Barcelona (Spain)

Lighting Designer:
Fantastico Lighting Partners

Photography:
Jordi Anguera



WARP

Aluminium body.



Warp_RY
Warp_RJ

Warp_QY
Warp_QJ

Warp_R
Warp_R PRO

Warp_Q

Aesthetic harmony with the false ceiling is achieved with the Warp collection of recessed luminaires. Use of the extremely slim flange means it is possible to maintain visual continuity in the surface. The versions with the integrated Honeycomb set-up are able to further shield the source to ensure optimal visual comfort.

Tilting version
The items of the Warp_RJ series are characterised by mobility of 360° on the horizontal axis and an inclination of 25° on the vertical axis.

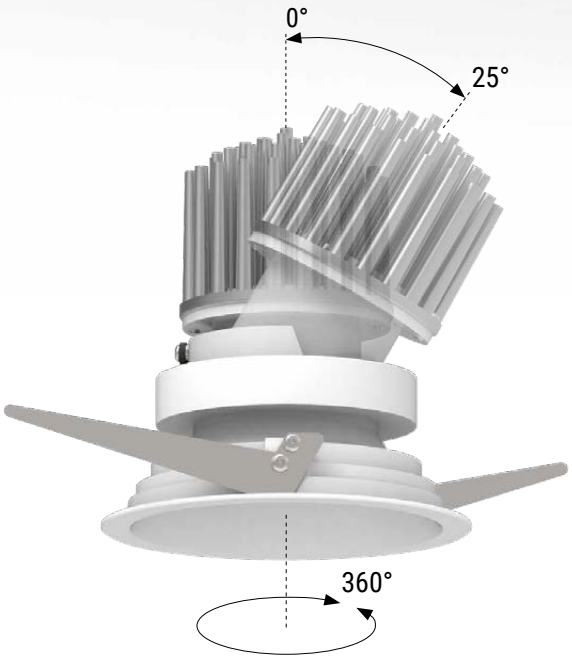

Glass Optics
Thanks to the special glass optics, designed specifically to be positioned inside the Warp_R PRO optics compartment, the distribution is significantly improved, guaranteeing uniformity and cleanliness of the light beam.

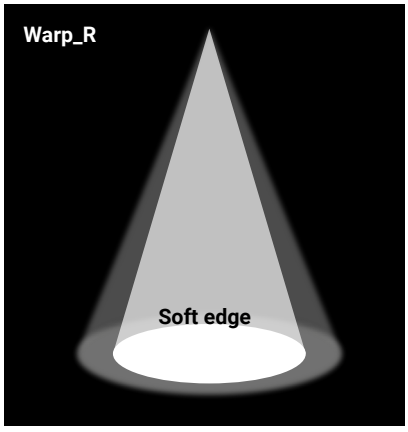

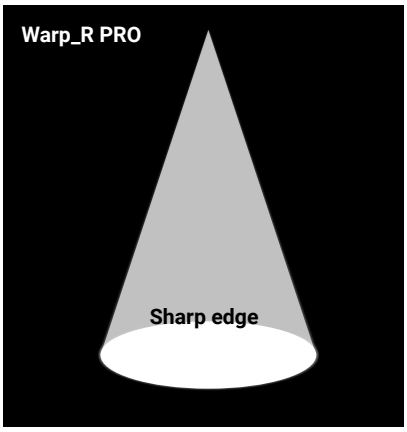

Warp_R | powerLED | 630 mA | 2 W DC



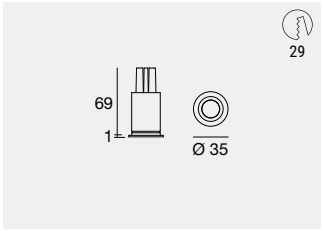

		Cct	lm S - lm D	Opt
CRI 90				
WH **90542**		**M**	199 - 101	**15** (22°)
BB **90543**		**W**	212 - 108	**30** (25°)
WH **90722**	HC	**N**	237 - 120	**60** (46°)
BB **90723**	HC			

Electronics: **C1** (pag 89)

Warp_R | powerLED | 630 mA | 2 W DC



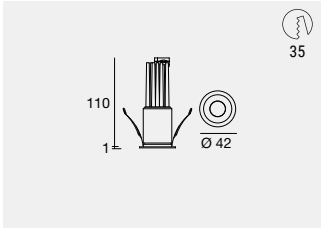

	Fin	Cct	lm S - lm D	Opt
CRI 80				
C00119	**WH**	**M**	196 - 123	**US** (5° UGR<16)
	BB	**W**	210 - 132	
		N	223 - 140	

Electronics: **C1** (pag 89)

Warp_R | V2 | powerLED | 500 mA 4,5 W DC | 700 mA 6,3 W DC



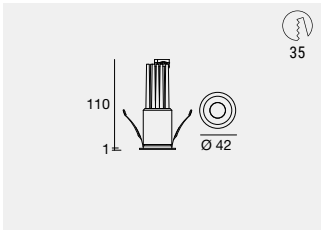

	Fin	Cct	lm S - lm D 4,5 W	lm S - lm D 6,3 W	Opt
CRI 90					
C00052	**WH**	**M**	544 - 309	715 - 407	**SP** (19° UGR<16)
	BB	**W**	569 - 323	748 - 425	**FL** (28°)
		N	612 - 349	805 - 460	**WF** (50°)
CRI 90					
C00053 HC	**WH**	**M**	544 - 183	715 - 241	**SP** (17° UGR<11)
	BB	**W**	569 - 190	748 - 251	**FL** (25° UGR<19)
		N	612 - 206	805 - 271	**ML** (39°)

Electronics: 4,5W **FM** - 6,3W **I1** (pag 89)

Warp_R | powerLED | 800 mA | 10 W DC



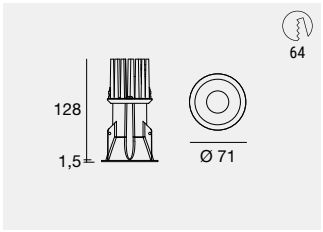

		Cct	lm S - lm D	Opt
CRI 90				
WH **90762**		**M**	960 - 694	**15** (17° UGR<16)
BB **90763**		**W**	1034 - 747	**30** (27° UGR<19)
WH **90766**	HC	**N**	1108 - 800	**60** (39°)
BB **90767**	HC			

Electronics: **K1** (pag 89)

Warp_R | Dynamic White | powerLED | 700 mA | 4 W DC (x channel)



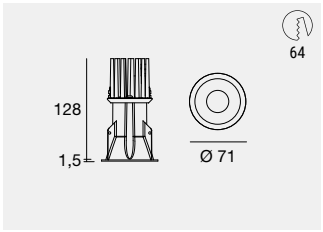

		Cct		Opt
CRI 90				
WH **84083**		**D**	2700K - 5700K Dynamic White	**15** (17°)
BB **84084**				**30** (27°)
WH **84085**	HC			**60** (39°)
BB **84086**	HC			

Electronics: **CL** (pag 89)

Warp_R | arrayLED | 400 mA | 15 W DC



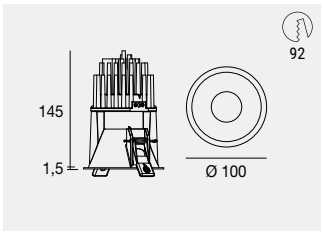

		Cct	lm S - lm D	Opt
CRI 90				
WH **90776**		**M**	2214 - 1616	**15** (22° UGR<16)
BB **90777**		**W**	2318 - 1692	**30** (38° UGR<16)
WH **90780**	HC	**N**	2411 - 1760	**60** (52° UGR<19)
BB **90781**	HC			

Electronics: **P2** (pag 89)

Finishes	Cct				Accessories
WH White	**M**	2700	**N**	4000	HC Honeycomb
BB Black	**W**	3000	**D**	2700 - 5700	

Warp_R | Dynamic White | powerLED | 700 mA | 8 W DC (x channel)



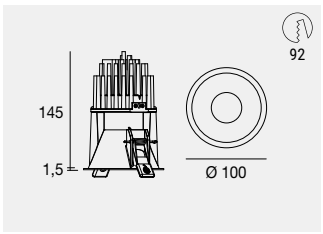

		Cct		Opt
CRI 90				
WH **84087**		**D**	2700K - 5700K Dynamic White	**15** (22°)
BB **84088**				**30** (38°)
WH **84089**	HC			**60** (52°)
BB **84090**	HC			

Electronics: **CM** (pag 89)

Warp_R | arrayLED | 700 mA | 25 W DC



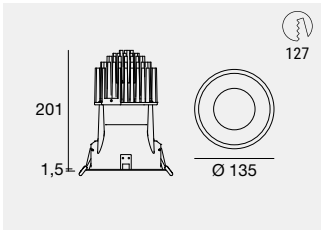

		Cct	lm S - lm D	Opt
CRI 90				
WH **90790**		**M**	2598 - 1827	**15** (21° UGR<16)
BB **90791**		**W**	2794 - 1965	**30** (34°)
WH **90794**	HC	**N**	2990 - 2103	**60** (39°)
BB **90795**	HC			

Electronics: **T2** (pag 89)

Warp_R | Dynamic White | powerLED | 700 mA | 15 W DC (x channel)



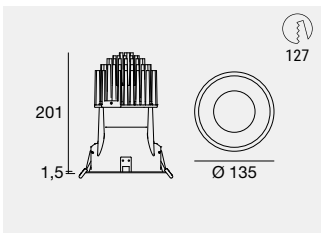

		Cct		Opt
CRI 90				
WH **84091**		**D**	2700K - 5700K Dynamic White	**15** (21°)
BB **84092**				**30** (34°)
WH **84093**	HC			**60** (39°)
BB **84094**	HC			

Electronics: **CN** (pag 89)

Warp_R PRO | arrayLED | 300 mA | 11 W DC



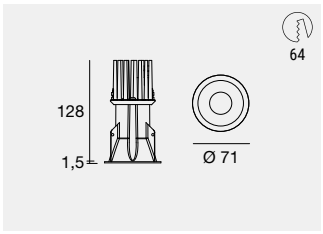

		Cct	lm S - lm D	Opt
CRI 90				
WH **83766**		**M**	1487 - 385	**15** (20° UGR<11)
BB **83767**		**W**	1578 - 401	**30** (30° UGR<16)
		N	1660 - 431	**60** (40° UGR<19)

Electronics: **L1** (pag 89)

Warp_R PRO | arrayLED | 400 mA | 15 W DC



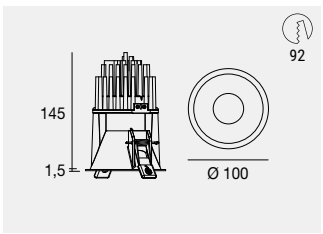

		Cct	lm S - lm D	Opt
CRI 90				
WH **83770**		**M**	2214 - 842	**15** (23° UGR<11)
BB **83771**		**W**	2318 - 901	**30** (32° UGR<11)
		N	2411 - 970	**60** (48° UGR<16)

Electronics: **P2** (pag 89)

Warp_R PRO | arrayLED | 700 mA | 25 W DC



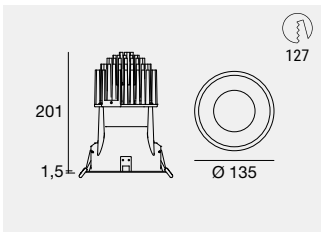

		Cct	lm S - lm D	Opt
CRI 90				
WH **83774**		**M**	3967 - 1579	**15** (22° UGR<11)
BB **83775**		**W**	4134 - 1699	**30** (29° UGR<11)
		N	4192 - 1817	

Electronics: **T2** (pag 89)

Warp_RY | powerLED | 630 mA | 2 W DC



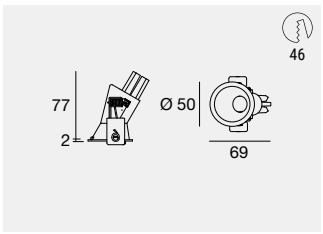

		Cct	lm S - lm D	Opt
CRI 90				
WH **90814**		**M**	199 - 95	**15**
BB **90815**		**W**	212 - 101	**30**
WH **90818**	HC	**N**	237 - 113	**60**
BB **90819**	HC			

Electronics: **C1** (pag 89)

Warp_RY | powerLED | 350 mA | 4 W DC



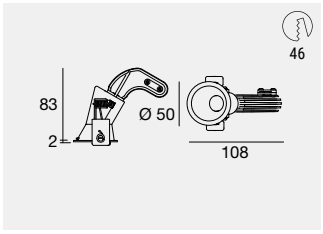

		Cct	lm S - lm D	Opt
CRI 90				
WH **90830**		**M**	395 - 218	**15**
BB **90831**		**W**	423 - 233	**30**
WH **90834**	HC	**N**	456 - 251	**60**
BB **90835**	HC			

Electronics: **D1** (pag 89)

Warp_RY | powerLED | 800 mA | 10 W DC



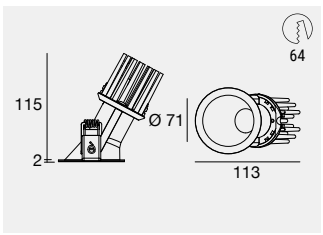

		Cct	lm S - lm D	Opt
CRI 90				
WH **90846**		**M**	960 - 673	**15**
BB **90847**		**W**	1034 - 725	**30**
WH **90850**	HC	**N**	1108 - 777	**60**
BB **90851**	HC			

Electronics: **K1** (pag 89)

Warp_RY | arrayLED | 400 mA | 15 W DC



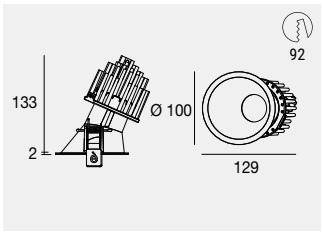

		Cct	lm S - lm D	Opt
CRI 90				
WH **90862**		**M**	2214 - 1420	**15**
BB **90863**		**W**	2318 - 1487	**30**
WH **90866**	HC	**N**	2411 - 1547	**60**
BB **90867**	HC			

Electronics: **P2** (pag 89)

Warp_RJ | powerLED | 700 mA | 8 W DC



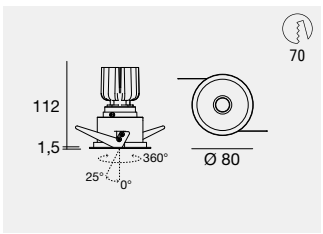

		Cct	lm S - lm D	Opt
CRI 90				
WH **81258**		**M**	689 - 417	**15** (15°)
BB **81259**		**W**	738 - 446	**30** (31°)
		N	796 - 482	**60** (60°)

Electronics: **J1** (pag 89)

Warp_RJ | Dynamic White | powerLED | 700 mA | 4 W DC (x channel)



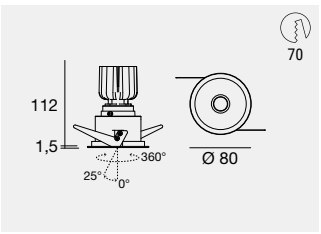

C.C. IP44 IP65 DALI2 DW

		Cct		Opt
CRI 90				
WH	**84107**	**D**	2700K - 5700K Dynamic White	**15** (15°)
BB	**84108**			**30** (31°)
				60 (60°)

Electronics: **CL** (pag 89)

Warp_RJ | arrayLED | 400 mA | 15 W DC



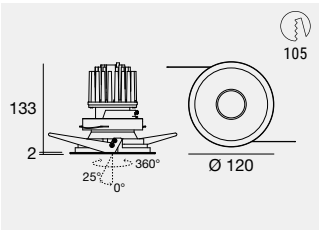

C.C. IP44 IP65

		Cct	lm S - lm D	Opt
CRI 90				
WH	**81262**	**M**	2214 - 1497	**15** (23°)
BB	**81263**	**W**	2318 - 1567	**30** (36°)
		N	2411 - 1630	**60** (56°)

Electronics: **P2** (pag 89)

Warp_RJ | Dynamic White | powerLED | 700 mA | 8 W DC (x channel)



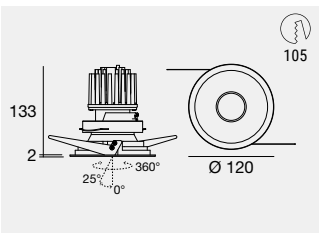

C.C. IP44 IP65 DALI2 DW

		Cct		Opt
CRI 90				
WH	**84109**	**D**	2700K - 5700K Dynamic White	**15** (23°)
BB	**84110**			**30** (36°)
				60 (56°)

Electronics: **CM** (pag 89)

Warp_Q | powerLED | 630 mA | 2 W DC



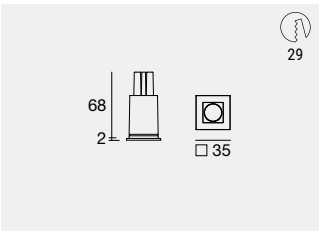

C.C. IP44 IP65

		Cct	lm S - lm D	Opt
CRI 90				
WH	**90726**	**M**	199 - 96	**15** (21°)
BB	**90727**	**W**	212 - 102	**30** (28°)
WH	**90730** HC	**N**	237 - 114	**60** (50°)
BB	**90731** HC			

Electronics: **C1** (pag 89)

Warp_Q | powerLED | 630 mA | 2 W DC



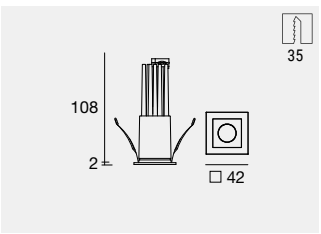

C.C. IP44 IP65 NEW

	Fin	Cct	lm S - lm D	Opt
CRI 80				
C00120	**WH**	**M**	196 -126	**US** (5° UGR<16)
	BB	**W**	210 - 134	
		N	223 - 143	

Electronics: **C1** (pag 89)

Warp_Q | V2 | powerLED | 500 mA 4,5 W DC | 700 mA 6,3 W DC



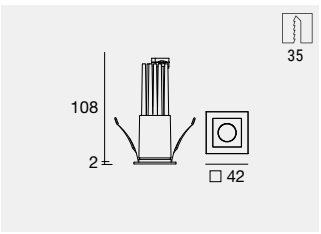

C.C. IP44 IP65 NEW

		Fin	Cct	lm S - lm D 4,5 W	lm S - lm D 6,3 W	Opt
CRI 90						
C00054		**WH**	**M**	544 - On req	715 - 416	**SP** (19° UGR<19)
		BB	**W**	569 - On req	748 - 435	**FL** (28°)
			N	612 - On req	805 - 468	**WF** (50°)
CRI 90						
C00055	HC	**WH**	**M**	544 - On req	715 - 253	**SP** (17° UGR<11)
		BB	**W**	569 - On req	748 - 265	**FL** (24° UGR<19)
			N	612 - On req	805 - 285	**MW** (40° UGR<19)

Electronics: 4,5W **FM** - 6,3W **I1** (pag 89)

Warp_Q | powerLED | 800 mA | 10 W DC



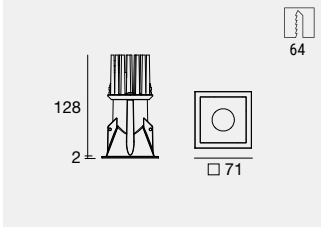

	Cct	lm S - lm D	Opt
CRI 90			
WH **90770**	**M**	960 - 681	**15** (18° UGR<16)
BB **90771**	**W**	1034 - 734	**30** (29° UGR<16)
WH **90774** HC	**N**	1108 - 785	**60** (46°)
BB **90775** HC			

Electronics: **K1** (pag 89)

Warp_Q | Dynamic White | powerLED | 700 mA | 4 W DC (x channel)



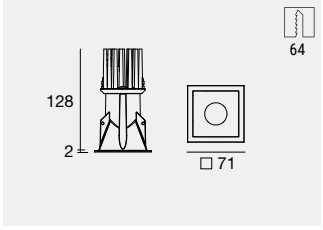

	Cct	Opt
CRI 90		
WH **84095**	**D**	2700K - 5700K Dynamic White	**15** (18°)
BB **84096**			**30** (29°)
WH **84097** HC			**60** (46°)
BB **84098** HC		

Electronics: **CL** (pag 89)

Warp_Q | arrayLED | 400 mA | 15 W DC



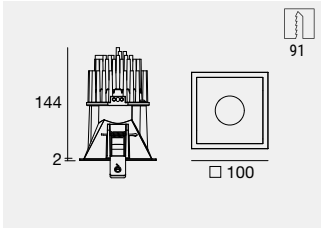

	Cct	lm S - lm D	Opt
CRI 90			
WH **90784**	**M**	1568 - 1146	**15** (22° UGR<16)
BB **90785**	**W**	1677 - 1226	**30** (38° UGR<16)
WH **90788** HC	**N**	1804 - 1320	**60** (53° UGR<19)
BB **90789** HC			

Electronics: **P2** (pag 89)

Warp_Q | Dynamic White | powerLED | 700 mA | 8 W DC (x channel)



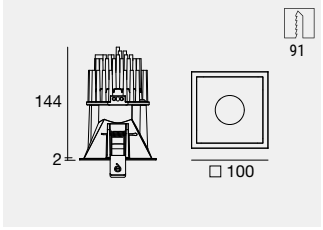

	Cct	Opt
CRI 90		
WH **84099**	**D**	2700K - 5700K Dynamic White	**15** (22°)
BB **84100**			**30** (38°)
WH **84101** HC			**60** (53°)
BB **84102** HC		

Electronics: **CN** (pag 89)

Warp_Q | powerLED | 700 mA | 25 W DC



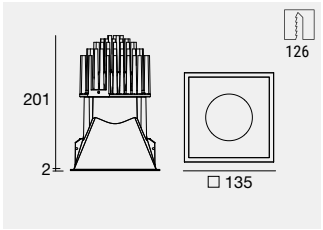

	Cct	lm S - lm D	Opt
CRI 90			
WH **90798**	**M**	3967 - 2908	**15** (22° UGR<16)
BB **90799**	**W**	4134 - 3030	**30** (38° UGR<16)
WH **90802** HC	**N**	4192 - 3073	**60** (50° UGR<19)
BB **90803** HC			

Electronics: **T2** (pag 89)

Warp_Q | Dynamic White | powerLED | 700 mA | 15 W DC (x channel)



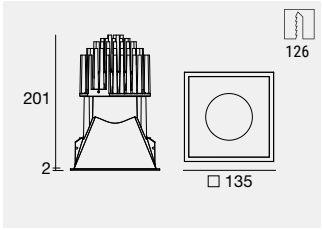

	Cct	Opt
CRI 90		
WH **84103**	**D**	2700K - 5700K Dynamic White	**15** (22°)
BB **84104**			**30** (38°)
WH **84105** HC			**60** (50°)
BB **84106** HC		

Electronics: **CM** (pag 89)

Warp_QY | powerLED | 630 mA | 2 W DC



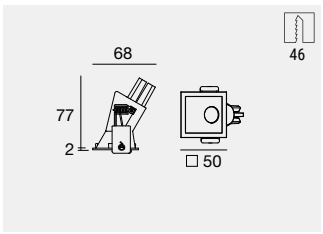

		Cct	lm S - lm D	Opt
CRI 90				
WH 90822		M	199 - 103	15
BB 90823		W	212 - 110	30
WH 90826	HC	N	237 - 123	60
BB 90827	HC			

Electronics: **C1** (pag 89)

Warp_QY | powerLED | 350 mA | 4 W DC



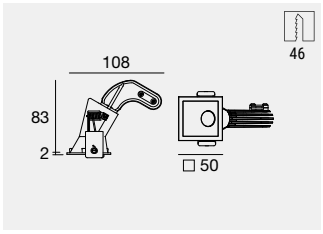

		Cct	lm S - lm D	Opt
CRI 90				
WH 90838		M	395 - 233	15
BB 90839		W	423 - 249	30
WH 90842	HC	N	456 - 269	60
BB 90843	HC			

Electronics: **D1** (pag 89)

Warp_QY | powerLED | 800 mA | 10 W DC



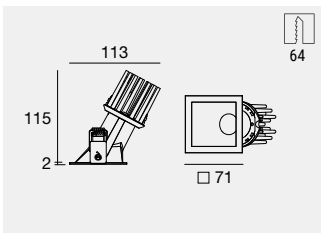

		Cct	lm S - lm D	Opt
CRI 90				
WH 90854		M	960 - 674	15
BB 90855		W	1034 - 724	30
WH 90858	HC	N	1108 - 777	60
BB 90859	HC			

Electronics: **K1** (pag 89)

Warp_QY | arrayLED | 400 mA | 15 W DC



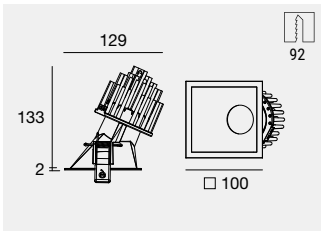

		Cct	lm S - lm D	Opt
CRI 90				
WH 90870		M	2214 - 1581	15
BB 90871		W	2318 - 1655	30
WH 90874	HC	N	2411 - 1721	60
BB 90875	HC			

Electronics: **P2** (pag 89)



Asymmetric version
The items of the Warp_RY and Warp_QY families are inclined at 25° and offer asymmetric emission, ideal for uniform light distribution on the lateral surfaces. The inclined shape of the lamp body allows the light source to be hidden from view, eliminating direct glare.



Electronics

C1

89147	99376	99105	99710	99713	+ driver 24V DC	
					99374	99331
ON/OFF	ON/OFF	ON/OFF	24V DC converter	24V DC converter	75W	150W
1 - 2 art.	3 - 6 art.	6 - 12 art.	0/1-10V 1 - 6 art.	DALI 1 - 6 art.		
138 x 22 x h 21	138 x 22 x h 21	103 x 58 x h 27	138 x 22 x h 20	138 x 22 x h 20		
29	29	64	29	29	56	70

CM

83159	C-E500003	DMX	Driver CV
DALI DT8	Dimmer DMX	Controllers	CV 48V
2 - 3 art.	1 - 6 art.		
202 x 58 x h 30	107 x 96 x h 39	Pag 963	Pag. 951
66			

D1

89145	99375	C-E100010	C-E100011
ON/OFF	ON/OFF	0/1-10V	DALI/PUSH
1 art.	2 - 3 art.	1 art.	1 art.
138 x 22 x h 21	138 x 22 x h 21	138 x 22 x h 22	138 x 22 x h 22
29	29	31	31

I1

99735	99147	99733	83323	C-E100016
ON/OFF	ON/OFF	0/1-10V	DALI/PUSH	DALI/PUSH
1 art.	2 - 3 art.	1 art.	1 art.	2 - 4 art.
134 x 37 x h 31	103 x 58 x h 27	134 x 37 x h 31	134 x 37 x h 31	131 x 44 x h 30
48	64	48	48	54

K1

99735	99135	99733	C-E100013	99345
ON/OFF	ON/OFF	0/1-10V	DALI/PUSH	DALI/PSUH
1 art.	2 - 3 art.	1 art.	1 art.	1 - 3 art.
134 x 37 x h 31	103 x 58 x h 27	134 x 37 x h 31	124 x 22 x h 22	210 x 48 x h 25
48	64	48	31	56

P2

99740	99739	C-E100032
ON/OFF	0/1-10V	DALI/PUSH
1 art.	1 art.	1 art.
134 x 37 x h 31	134 x 37 x h 31	149 x 37 x h 31
48	48	48

CL

83159	C-E500003	DMX	Driver CV
DALI DT8	Dimmer DMX	Controllers	CV 48V
4 - 8 art.	1 - 10 art.		
202 x 58 x h 30	107 x 96 x h 39	Pag 963	Pag. 951
66			

CN

83159	C-E500003	DMX	Driver CV
DALI DT8	Dimmer DMX	Controllers	CV 48V
1 - 2 art.	1 - 2 art.		
202 x 58 x h 30	107 x 96 x h 39	Pag 963	Pag. 951
66			

FM

89146	99377	C-E100004	C-E100005	C-E100001
ON/OFF	ON/OFF	0/1-10V	DALI/PUSH	DALI/PUSH
1 art.	1 - 2 art.	1 art.	1 art.	1 - 2 art.
138 x 22 x h 21	138 x 22 x h 21	124 x 22 x h 22	124 x 22 x h 22	131 x 44 x h 30
29	64	31	31	54

J1

99735	99147	99733	C-E100012	C-E100016
ON/OFF	ON/OFF	0/1-10V	DALI/PUSH	DALI/PUSH
1 art.	2 - 3 art.	1 art.	1 art.	2 - 3 art.
134 x 37 x h 31	103 x 58 x h 27	134 x 37 x h 31	134 x 37 x h 31	131 x 44 x h 30
48	64	48	48	54

L1

99734	99732	83322
ON/OFF	0/1-10V	DALI/PUSH
1 art.	1 art.	1 art.
149 x 37 x h 31	149 x 37 x h 31	149 x 37 x h 31
48	48	48

T2

99112	83066	C-E100031
ON/OFF	0/1-10V, DALI/PUSH	DALI/PUSH
1 art.	1 art.	1 art.
103 x 58 x h 27	124 x 79 x h 22	131 x 44 x h 30
64	84	54

EPITAX

Aluminium body



Trimless
The downlights of the Epitax family can be flush-mounted or extracted in a semi-recessed position even after installation has already been performed: this possibility greatly simplifies the extraction operation and makes Epitax a versatile and easy-to-configure product. System not available for the Epitax_J swivel versions.



Retracted source
The particularly recessed light source enables a defined emission, reducing the incidence of the secondary light beam and significantly reducing glare.

Tilting version
The Epitax_J versions are characterised by mobility of 360° on the horizontal axis and an inclination of 30° on the vertical axis.

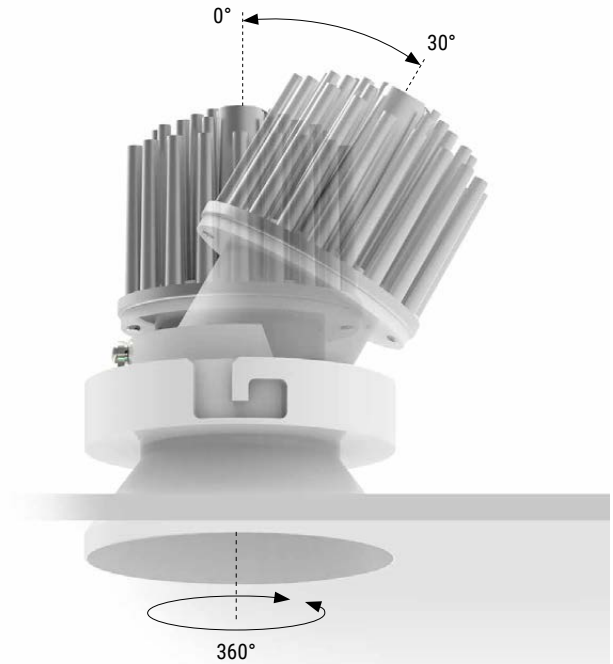

Epitax | powerLED | 630 mA | 2 W DC



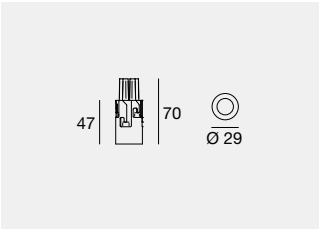

	Cct	Im S - Im D	Opt
CRI 90			
WH **80632**	**M**	199 - 121	**08** (11°)
BB **80633**	**W**	212 - 129	**15** (22°)
AU **80745**	**N**	237 - 144	**30** (27°)
			60 (52°)

Electronics: **C1** (pag 93) | Recessed casing (pag 93)

Epitax | powerLED | 630 mA | 2 W DC



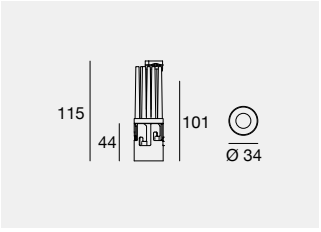

	Fin	Cct	Im S - Im D	Opt
CRI 80				
C00121	**WH**	**M**	196 - 117	**US** (5° UGR<19)
	BB	**W**	210 - 126	
	AU	**N**	223 - 136	

Electronics: **C1** (pag 93) | Recessed casing: (pag 93)

Epitax | V2 | powerLED | 500 mA 4,5 W DC | 700 mA 6,3 W DC



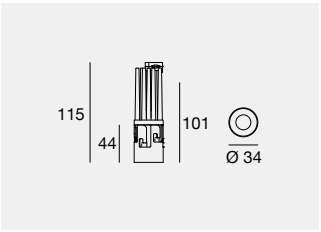

	Fin	Cct	Im S - Im D 4,5 W	Im S - Im D 6,3 W	Opt
CRI 90					
C00058	**WH**	**M**	544 - 302	715 - 397	**SP** (19° UGR<19)
	BB	**W**	569 - 316	748 - 416	**FL** (28°)
	AU	**N**	612 - 339	805 - 447	**WF** (51°)
CRI 90					
C00059 HC	**WH**	**M**	544 - 184	715 - 243	**SP** (17° UGR<11)
	BB	**W**	569 - 193	748 - 254	**FL** (24° UGR<19)
	AU	**N**	612 - 208	805 - 274	**MW** (40° UGR<19)

Electronics: 4,5W **FM** - 6,3W **I1** (pag 93) | Recessed casing (pag 93)

Epitax | powerLED | 800 mA | 10 W DC



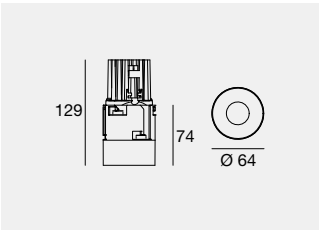

	Cct	Im S - Im D	Opt
CRI 90			
WH **80595**	**M**	960 - 633	**15** (17° UGR<16)
BB **80596**	**W**	1034 - 681	**30** (28° UGR<19)
AU **80751**	**N**	1108 - 731	**45** (42°)

Electronics: **K1** (pag 93) | Recessed casing (pag 93)

Epitax | arrayLED | 400 mA | 15 W DC



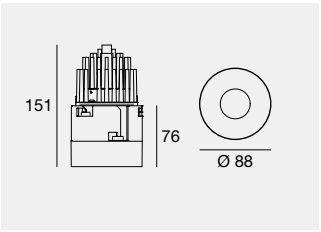

	Cct	Im S - Im D	Opt
CRI 90			
WH **80603**	**M**	2214 - 1461	**15** (22° UGR<16)
BB **80604**	**W**	2318 - 1530	**30** (37° UGR<16)
AU **80753**	**N**	2411 - 1591	**60** (50° UGR<19)

Electronics: **P2** (pag 93) | Recessed casing (pag 93)

The Epitax models must be completed with the appropriate plasterboard outer casing.

Epitax_J | powerLED | 700 mA | 8 W DC



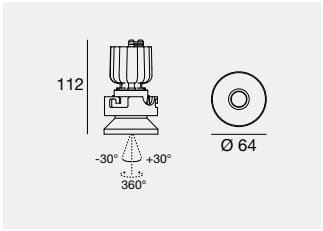

	Cct	lm S - lm D	Opt
CRI 90			
WH **80644**	**M**	689 - 411	**15** (15°)
BB **80645**	**W**	738 - 440	**30** (34°)
AU **80758**	**N**	796 - 475	**60** (64°)

Electronics: **J1** (pag 93) | Recessed casing (pag 93)

Epitax_J | powerLED | 400 mA | 15 W DC



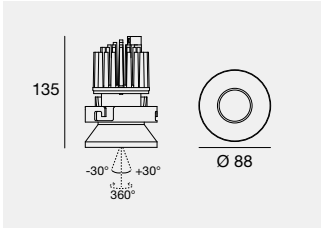

	Cct	lm S - lm D	Opt
CRI 90			
WH **80648**	**M**	2214 - 1439	**15** (23°)
BB **80649**	**W**	2318 - 1507	**30** (36°)
AU **80760**	**N**	2411 - 1567	**60** (55°)

Electronics: **P2** (pag 93) | Recessed casing (pag 93)

The Epitax models must be completed with the appropriate plasterboard outer casing.



PRIVATE VILLA
Castelfranco Veneto - Treviso (Italy)
Project: Studio Architetti Associati Giampietro e Stefano Cinel

Electronics

C1

89147	99376	99105	99710	99713	+ driver 24V DC	
					99374 75W	99331 150W
ON/OFF	ON/OFF	ON/OFF	24V DC converter	24V DC converter		
1 - 2 art.	3 - 6 art.	6 - 12 art.	0/1-10V 1 - 6 art.	DALI 1 - 6 art.		
138 x 22 x h 21	138 x 22 x h 21	103 x 58 x h 27	138 x 22 x h 20	138 x 22 x h 20		
29	29	64	29	29	56	70

I1

99735	99147	99733	83323	C-E100016
ON/OFF	ON/OFF	0/1-10V	DALI/PUSH	DALI/PUSH
1 art.	2 - 3 art.	1 art.	1 art.	2 - 4 art.
134 x 37 x h 31	103 x 58 x h 27	134 x 37 x h 31	134 x 37 x h 31	131 x 44 x h 30
48	64	48	48	54

K1

99735	99135	99733	C-E100013	99345
ON/OFF	ON/OFF	0/1-10V	DALI/PUSH	DALI/PSUH
1 art.	2 - 3 art.	1 art.	1 art.	1 - 3 art.
134 x 37 x h 31	103 x 58 x h 27	134 x 37 x h 31	124 x 22 x h 22	210 x 48 x h 25
48	64	48	31	56

FM

89146	99377	C-E100004	C-E100005	C-E100001
ON/OFF	ON/OFF	0/1-10V	DALI/PUSH	DALI/PUSH
1 art.	1 - 2 art.	1 art.	1 art.	1 - 2 art.
138 x 22 x h 21	138 x 22 x h 21	124 x 22 x h 22	124 x 22 x h 22	131 x 44 x h 30
29	64	31	31	54

J1

99735	99147	99733	C-E100012	C-E100016
ON/OFF	ON/OFF	0/1-10V	DALI/PUSH	DALI/PUSH
1 art.	2 - 3 art.	1 art.	1 art.	2 - 3 art.
134 x 37 x h 31	103 x 58 x h 27	134 x 37 x h 31	134 x 37 x h 31	131 x 44 x h 30
48	64	48	48	54

P2

99740	99739	C-E100032
ON/OFF	0/1-10V	DALI/PUSH
1 art.	1 art.	1 art.
134 x 37 x h 31	134 x 37 x h 31	149 x 37 x h 31
48	48	48

Recessed casing

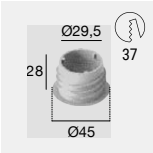

PVC C-C100005 Recessed casing for flush installation

suitable for: Epitax 2W Ø29

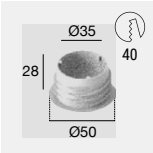

PVC C-C100006 Recessed casing for flush installation

suitable for: Epitax 2W Ø34, Epitax 4,5/6,3W

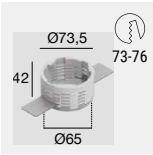

PVC 98499 Recessed casing for flush installation

suitable for: Epitax 10W - Epitax_J 8W

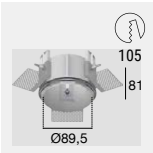

PVC 98500 Recessed casing for flush installation

suitable for: Epitax 15W - Epitax_J 15W

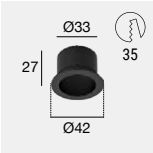

WH 98527
BB 98528
AU 98529
Recessed casing with flange

suitable for: Epitax 2W Ø29

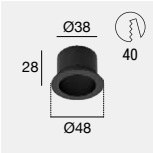

WH 98530
BB 98531
AU 98532
Recessed casing with flange

suitable for: Epitax 2W Ø34, Epitax 4,5/6,3W

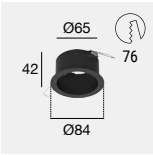

WH 98533
BB 98534
AU 98535
Recessed casing with flange

suitable for: Epitax 10W - Epitax_J 8W

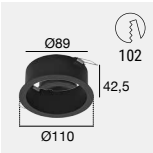

WH 98536
BB 98537
AU 98538
Recessed casing with flange

suitable for: Epitax 15W - Epitax_J 15W



Warm & chic gold (AU)



Black RAL9005 (BB)



White RAL9003 (WH)

LORO

Aluminium body.



	_R	_RJ	_Q	_QJ
W	8-12,5-15-18-25	8-12,5-15-18-25	8-12,5-15-18-25	8-12,5-15-18-25
mm	**Ø 76-105**	**Ø 100-139**	**☐ 70-100**	**☐ 100-139**
Cct	2700-3000-4000-DW	2700-3000-4000-DW	2700-3000-4000-DW	2700-3000-4000-DW
Opt	**Spot-Flood M.W.Flood-W.Flood**	**Spot-Flood M.W.Flood-W.Flood**	**Spot-Flood M.W.Flood-W.Flood**	**Spot-Flood M.W.Flood-W.Flood**
Elec.	On/Off 0/1-10V DALI	On/Off 0/1-10V DALI	On/Off 0/1-10V DALI	On/Off 0/1-10V DALI
Col.	WH BB GG	WH BB GG	WH BB GG	WH BB GG

Minimal size
Using a curved rear dissipator reduces the recess depth and allows the Loro range of products (except for the 25 W / 15 W DW) versions to adapt to the installation on dropped ceilings with height lesser than 10 cm.

70 mm



UGR<19
The optics group, consisting of a chrome-plated reflector and a transparent polycarbonate diffuser offers an optimal reflectance control and a UGR index below 19, i.e. the threshold value for the correct lighting of offices and environments with video terminals (UNI-EN 12464-1 standard).

IP65 O.C.
The optics gr group offers an IP65 front index of protection, i.e. full protection against entry of dust and extremely fine particles, as well as sprays and water jets. WARNING the value exclusively refers to the optics section and NOT the lamp body (IP44 index of protection).

IP44
IP65



Aesthetic filter (33)
The new type of optics filter, designed specifically to hide from view the LED positioned inside the product, it allows an aesthetic upgrade and a cleaner style of the downlight, maintaining the same lighting performance.

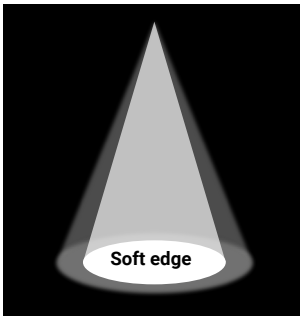

Product without filter

Product with filter



Loro_R | arrayLED | 220 mA 8 W DC | 350 mA 12,5 W DC



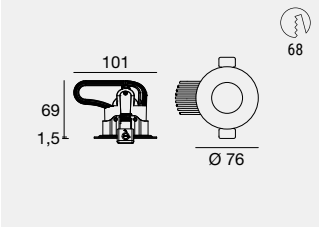

		Cct	lm S - lm D 8 W	lm S - lm D 12,5 W	Opt
CRI 90					
WH **91749**		**M**	1098 - 793	1664 - 1394	**15** (17° UGR<19)
BB **91750**		**W**	1139 - 822	1705 - 1446	**30** (23° UGR<19)
GG **91751**		**N**	1159 - 837	1736 - 1472	**60** (46° UGR<19)
WH **80799**	HC				**33*** (40°)
BB **80800**	HC				
GG **80801**	HC				

Electronics: 8W **G1** - 12,5W **O1** (pag 99)

Loro_R | Dynamic White | powerLED | 700 mA | 8 W DC (x channel)



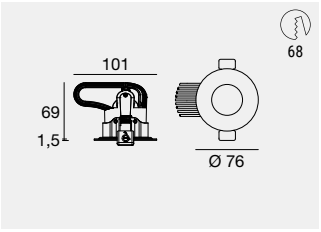

		Cct		Opt
CRI 90				
WH **84111**		**D**	2700K - 5700K Dynamic White	**15** (17°)
BB **84112**				**30** (23°)
GG **84113**				**60** (46°)
WH **84115**	HC			
BB **84116**	HC			
GG **84117**	HC			

Electronics: **CM** (pag 99)

Loro_R | arrayLED | 500 mA 18 W DC | 700 mA 25 W DC



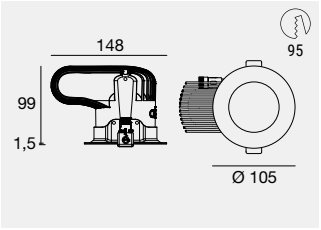

		Cct	lm S - lm D 18 W	lm S - lm D 25 W	Opt
CRI 90					
WH **80672**		**M**	2964 - 2252	3967 - 2991	**15** (16° UGR<19)
BB **80673**		**W**	3089 - 2347	4134 - 3117	**30** (34° UGR<19)
GG **80704**		**N**	3132 - 2380	4192 - 3161	**60** (56°)
WH **80807**	HC				**33*** (52°)
BB **80808**	HC				
GG **80809**	HC				

Electronics: 18W **Q2** - 25W **T2** (pag 99)

Loro_R | Dynamic White | powerLED | 700 mA | 15 W DC (x channel)



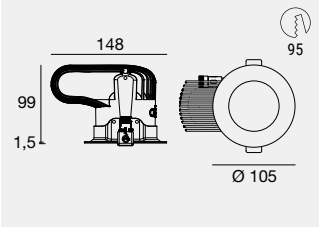

		Cct		Opt
CRI 90				
WH **84119**		**D**	2700K - 5700K Dynamic White	**15** (16°)
BB **84120**				**30** (34°)
GG **84121**				**60** (56°)
WH **84123**	HC			
BB **84124**	HC			
GG **84125**	HC			

Electronics: **CN** (pag 99)

*** Aesthetic filter**



Loro_R fitted with aesthetic filter (33), available only for codes without Honeycomb and Dynamic White

Finishes

WH White GG Grey
BB Black

Cct

M 2700 **N** 4000
W 3000 **D** 2700 - 5700

Accessories

HC Honeycomb

Loro_RJ | arrayLED | 220 mA 8 W DC | 350 mA 12,5 W DC



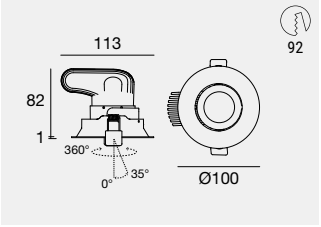

		Cct	lm S - lm D	lm S - lm D	Opt
CRI 90			8 W	12,5 W	
WH **93450**		**M**	1098 - 793	1664 - 1394	**15** (18°)
BB **93451**		**W**	1139 - 822	1705 - 1446	**30** (23°)
GG **93452**		**N**	1159 - 837	1736 - 1472	**60** (47°)
WH **80863**	HC				**33*** (40°)
BB **80864**	HC				
GG **80865**	HC				

Electronics: 8W **G1** - 12,5W **O1** (pag 99)

Loro_RJ | Dynamic White | powerLED | 700 mA | 8 W DC (x channel)



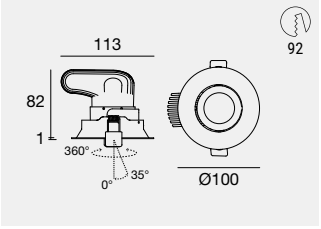

		Cct		Opt
CRI 90				
WH **84143**		**D**	2700K - 5700K Dynamic White	**15** (18°)
BB **84144**				**30** (23°)
GG **84145**				**60** (47°)

Electronics: **CM** (pag 99)

Loro_RJ | arrayLED | 500 mA 18W DC | 700 mA 25 W DC



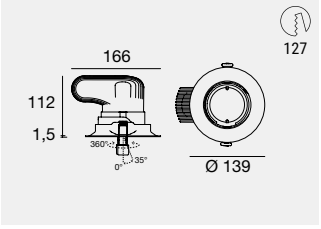

		Cct	lm S - lm D	lm S - lm D	Opt
CRI 90			18 W	25 W	
WH **80370**		**M**	2964 - 2252	3967 - 2991	**15** (15°)
BB **80371**		**W**	3089 - 2347	4134 - 3117	**30** (34°)
GG **80372**		**N**	3132 - 2380	4192 - 3161	**60** (56°)
WH **80871**	HC				**33*** (52°)
BB **80872**	HC				
GG **80873**	HC				

Electronics: 18W **Q2** - 25W **T2** (pag 99)

Loro_RJ | Dynamic White | powerLED | 700 mA | 15 W DC (x channel)



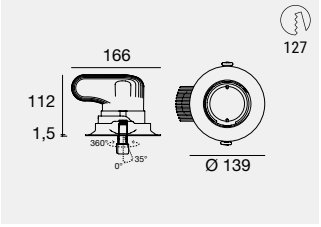

		Cct		Opt
CRI 90				
WH **84147**		**D**	2700K - 5700K Dynamic White	**15** (15°)
BB **84148**				**30** (34°)
GG **84149**				**60** (56°)

Electronics: **CN** (pag 99)

*** Aesthetic filter**



Loro_RJ fitted with aesthetic filter (33), available only for codes without Honeycomb and Dynamic White

Loro_Q | arrayLED | 220 mA 8 W DC | 350 mA 12,5 W DC



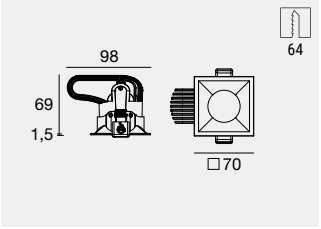

		Cct	Im S - Im D 8 W	Im S - Im D 12,5 W	Opt
CRI 90					
WH **91753**		**M**	1098 - 793	1664 - 1394	**15** (17° UGR<16)
BB **91754**		**W**	1139 - 822	1705 - 1446	**30** (23° UGR<19)
GG **91755**		**N**	1159 - 837	1736 - 1472	**60** (46° UGR<19)
WH **80831**	HC				**33*** (40°)
BB **80832**	HC				
GG **80833**	HC				

Electronics: 8W **G1** - 12,5W **O1** (pag 99)

Loro_Q | Dynamic White | powerLED | 700 mA | 8 W DC (x channel)



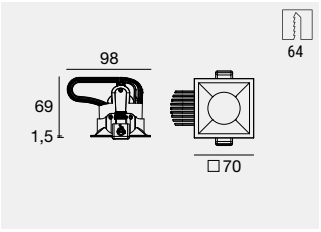

		Cct		Opt
CRI 90				
WH **84127**		**D**	2700K - 5700K Dynamic White	**15** (17°)
BB **84128**				**30** (23°)
GG **84129**				**60** (46°)
WH **84131**	HC			
BB **84132**	HC			
GG **84133**	HC			

Electronics: **CM** (pag 99)

Loro_Q | arrayLED | 500 mA 18 W DC | 700 mA 25 W DC



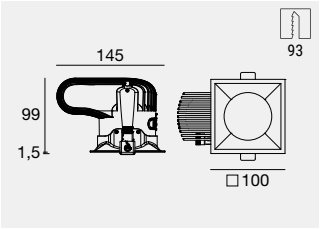

		Cct	Im S - Im D 18 W	Im S - Im D 25 W	Opt
CRI 90					
WH **80660**		**M**	2964 - 2252	3967 - 2991	**15** (16° UGR<19)
BB **80661**		**W**	3089 - 2347	4134 - 3117	**30** (34° UGR<19)
GG **80690**		**N**	3132 - 2380	4192 - 3161	**60** (56° UGR<19)
WH **80839**	HC				**33*** (52°)
BB **80840**	HC				
GG **80841**	HC				

Electronics: 18W **Q2** - 25W **T2** (pag 99)

Loro_Q | Dynamic White | powerLED | 700 mA | 15 W DC (x channel)



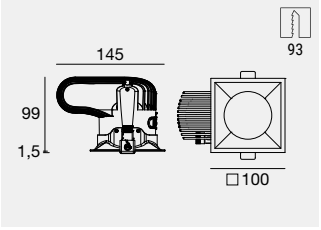

		Cct		Opt
CRI 90				
WH **84135**		**D**	2700K - 5700K Dynamic White	**15** (17°)
BB **84136**				**30** (34°)
GG **84137**				**60** (56°)
WH **84139**	HC			
BB **84140**	HC			
GG **84141**	HC			

Electronics: **CN** (pag 99)

*** Aesthetic filter**



Loro_Q fitted with aesthetic filter (33), available only for codes without Honeycomb and Dynamic White

Finishes

WH White GG Grey
BB Black

Cct

M 2700 **N** 4000
W 3000 **D** 2700 - 5700

Accessories

HC Honeycomb

Loro_QJ | arrayLED | 220 mA 8 W DC | 350 mA 12,5 W DC



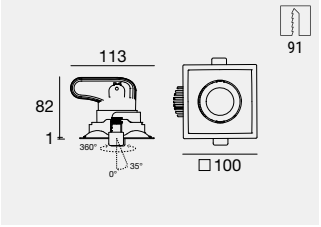

		Cct	lm S - lm D	lm S - lm D	Opt
CRI 90			8 W	12,5 W	
WH **80354**		**M**	1098 - 793	1664 - 1394	**15** (18°)
BB **80355**		**W**	1139 - 822	1705 - 1446	**30** (23°)
GG **80356**		**N**	1159 - 837	1736 - 1472	**60** (47°)
WH **80895**	HC				**33***(40°)
BB **80896**	HC				
GG **80897**	HC				

Electronics: 8W **G1** - 12,5W **O1** (pag 99)

Loro_QJ | Dynamic White | powerLED | 700 mA | 8 W DC (x channel)



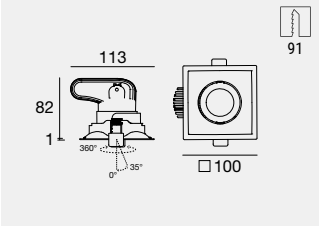

	Cct		Opt
CRI 90			
WH **84151**	**D**	2700K - 5700K Dynamic White	**15** (18°)
BB **84152**			**30** (23°)
GG **84153**			**60** (47°)

Electronics: **CM** (pag 99)

Loro_QJ | arrayLED | 500 mA 18W DC | 700 mA 25 W DC



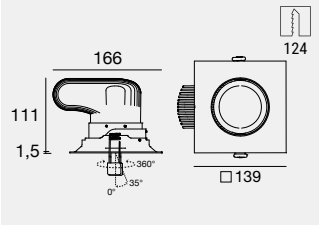

		Cct	lm S - lm D	lm S - lm D	Opt
CRI 90			18 W	25 W	
WH **80362**		**M**	2964 - 2252	3967 - 2991	**15** (15°)
BB **80363**		**W**	3089 - 2347	4134 - 3117	**30** (34°)
GG **80364**		**N**	3132 - 2380	4192 - 3161	**60** (56°)
WH **80903**	HC				**33***(52°)
BB **80904**	HC				
GG **80905**	HC				

Electronics: 18W **Q2** - 25W **T2** (pag 99)

Loro_QJ | Dynamic White | powerLED | 700 mA | 15 W DC (x channel)



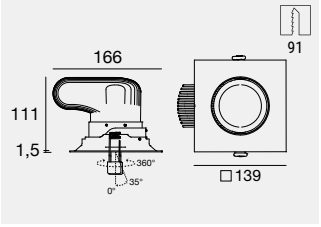

	Cct		Opt
CRI 90			
WH **84155**	**D**	2700K - 5700K Dynamic White	**15** (15°)
BB **84156**			**30** (34°)
GG **84157**			**60** (56°)

Electronics: **CN** (pag 99)

*** Aesthetic filter**



Loro_Q fitted with aesthetic filter (33), available only for codes without Honeycomb and Dynamic White

Electronics

CM

83159
DALI DT8
2 - 3 art.
202 x 58 x h 30
66

C-E500003
Dimmer DMX
1 - 6 art.
107 x 96 x h 39

DMX
Controllers
Pag 963

Driver CV
CV 48V
Pag. 951

CN

83159
DALI DT8
1 - 2 art.
202 x 58 x h 30
66

C-E500003
Dimmer DMX
1 - 2 art.
107 x 96 x h 39

DMX
Controllers
Pag 963

Driver CV
CV 48V
Pag. 951

G1

99198
ON/OFF
1 art.
149 x 37 x h 31
48

99732
0/1-10V
1 art.
149 x 37 x h 31
48

83322
DALI/PUSH
1 art.
149 x 37 x h 31
48

O1

99375
ON/OFF
1 art.
138 x 22 x h 21
29

99115
0/1-10V
1 art.
210 x 48 x h 25
56

83322
DALI/PUSH
1 art.
149 x 37 x h 31
48

Q2

83219
ON/OFF
1 art.
103 x 58 x h 27
64

99262
0/1-10V
1 art.
210 x 49 x h 25
56

C-E100030
DALI/PUSH
1 art.
131 x 44 x h 30
54

T2

99112
ON/OFF
1 art.
103 x 58 x h 27
64

83066
0/1-10V, DALI/PUSH
1 art.
124 x 79 x h 22
84

C-E100031
DALI/PUSH
1 art.
131 x 44 x h 30
54



White RAL9003 (WH)



Black RAL9005 (BB)



Grey RAL9006 (GG)



GIOTTO

PATENTED

Aluminium body.





Scale 1:1

In a class of its own
Due to the 9 millimetres of source and the surprising controlled diffusion in three optical variants: Spot, Medium Flood, Wide Flood. Giotto ushers an innovative solution in the lighting industry, unrivalled for its ratio between the slim diameter of the beam output hole and the super efficient lighting technique.



Cross Optics Technology ™
This patented technology uses the positioning of two convex lenses place across from one another: the first gathers the light on the surface of the second, channelling it into a small point for perfect definition. The second lens reopens the beam, now deprived of the secondary component, creating a crisp and clean ring of light on the lit surface.



Giotto Frameless
Giotto_RF adapts to any ceiling and disappears entirely from view thanks to the plaster white body that allows the product to be painted. The recessed casing allows easy screw installation and just as easy removal of the item, which can be replaced with another from the Giotto family.





Giotto_R | powerLED | 350 mA | 4 W DC



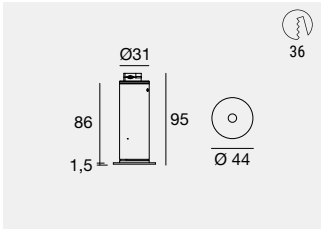

C.C. IP20

	Cct	lm S - lm D	Opt
CRI 90			
WH **84199**	**M**	395 - 94	**10** (14° UGR<11)
BB **84200**	**W**	423 - 102	**30** (35° UGR<11)
	N	456 - 110	**60** (54° UGR<11)

Electronics: **D1** (pag 102)

Giotto_R | powerLED | 500 mA | 6 W DC



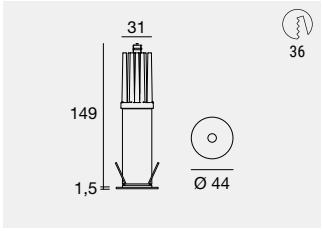

C.C. IP20

	Cct	lm S - lm D	Opt
CRI 90			
WH **84203**	**M**	532 - 128	**10** (14° UGR<11)
BB **84204**	**W**	569 - 138	**30** (35° UGR<11)
	N	614 - 149	**60** (54° UGR<11)

Electronics: **E1** (pag 102)

Giotto_RF | powerLED | 350 mA | 4 W DC



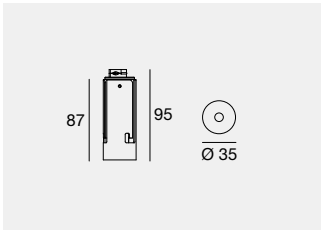

C.C. IP20

	Cct	lm S - lm D	Opt
CRI 90			
WH **82075**	**M**	395 - 94	**10** (14° UGR<11)
	W	423 - 102	**30** (35° UGR<11)
	N	457 - 110	**60** (54° UGR<11)

Electronics: **D1** (pag 102) | Recessed casing (pag 102)

Giotto_RF | powerLED | 500 mA | 6 W DC



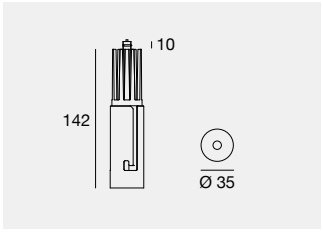

C.C. IP20

	Cct	lm S - lm D	Opt
CRI 90			
WH **82077**	**M**	532 - 128	**10** (14° UGR<11)
	W	569 - 138	**30** (35° UGR<11)
	N	614 - 149	**60** (54° UGR<11)

Electronics: **E1** (pag 102) | Recessed casing (pag 102)

The Giotto_RF models must be completed with the appropriate plasterboard outer casing.

Electronics

D1

89145	**99375**	**C-E100010**	**C-E100011**
ON/OFF	ON/OFF	0/1-10V	DALI/PUSH
1 art.	2 - 3 art.	1 art.	1 art.
138 x 22 x h 21	138 x 22 x h 21	138 x 22 x h 22	138 x 22 x h 22
29	29	31	31

E1

99377	**99106**	**C-E100004**	**C-E100005**	**C-E100001**
ON/OFF	ON/OFF	0/1-10V	DALI/PUSH	DALI/PUSH
1 art.	2 - 3 art.	1 art.	1 art.	2 - 3 art.
138 x 22 x h 21	103 x 58 x h 27	124 x 22 x h 22	124 x 22 x h 22	131 x 44 x h 30
29	64	31	31	54

Recessed casing

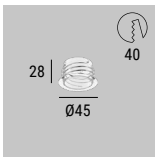

PVC **C-C100006** Recessed casing for flush installation

suitable for: Giotto_RF 4W / Giotto_RF 6W

LINEA LIGHT GROUP
Treviso (Italy)

Lighting Designer:
Linea Light Group



COB40

Cob40 is a recessed mount with reduced dimensions and high efficiency. Available in two versions, fixed or tilting, in three power versions - 6.5W, 15W and 18W. Thanks to the new accessories, Cob 40 can change the colour of the inner ring to adapt and match the surrounding environment. Aluminium body.



Cob40_R | arrayLED | 700 mA | 6,5 W DC



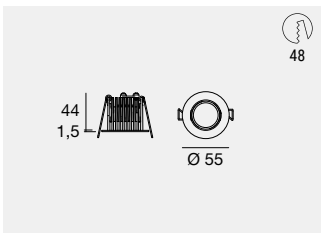

	Fin	Cct	lm S - lm D	Opt
CRI 90				
C00174	**WH**	**M**	715 - 580	**SP** (19° UGR<16)
	BB	**W**	748 - 606	**FL** (21° UGR<16)
		N	805 - 653	**WF** (54°)

Electronics: **I1** (pag 105) | Recessed casings & accessories (pag 105)

Cob40_R | arrayLED | 400 mA | 15 W DC



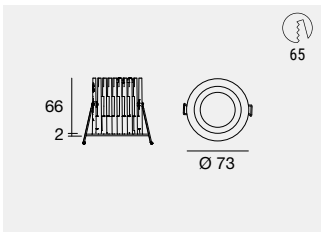

	Fin	Cct	lm S - lm D	Opt
CRI 90				
C00175	**WH**	**M**	1837 - 1333	**FL** (22° UGR<19)
	BB	**W**	1906 - 1383	**ML** (31° UGR<19)
		N	1940 - 1411	**WF** (58°)

Electronics: **P1** (pag 105) | Recessed casings & accessories (pag 105)

Cob40_R | arrayLED | 500 mA | 18 W DC



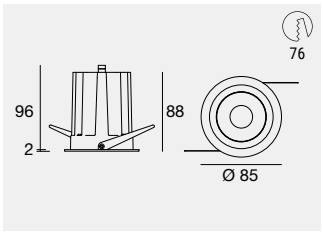

	Cct	lm S - lm D	Opt
CRI 90			
WH **82473**	**M**	2692 - 2323	**15** (16° UGR<16)
BB **82474**	**W**	2818 - 2395	**30** (34° UGR<16)
	N	2930 - 2491	**60** (58°)

Electronics: **Q1** (pag 105) | Recessed casings & accessories (pag 105)

Cob40_RJ | arrayLED | 700 mA | 6,5 W DC



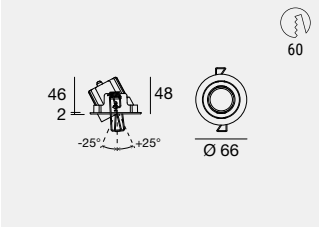

	Fin	Cct	lm S - lm D	Opt
CRI 90				
C00176	**WH**	**M**	715 - 580	**SP** (19°)
	BB	**W**	748 - 606	**FL** (21°)
		N	805 - 653	**WF** (54°)

Electronics: **I1** (pag 105) | Recessed casings & accessories (pag 105)

Cob40_RJ | arrayLED | 500 mA | 18 W DC



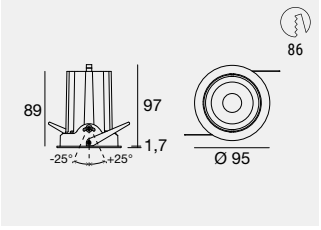

	Cct	lm S - lm D	Opt
CRI 90			
WH 82477	**M**	2692 - 2323	**15** (16°)
BB 82478	**W**	2818 - 2395	**30** (34°)
	N	2930 - 2491	**60** (58°)

Electronics: **Q1** (pag 105) | Recessed casings & accessories (pag 105)

Electronics

I1

99735
ON/OFF
1 art.
134 x 37 x h 31
48

99147
ON/OFF
2 - 3 art.
103 x 58 x h 27
64

99733
0/1-10V
1 art.
134 x 37 x h 31
48

83323
DALI/PUSH
1 art.
134 x 37 x h 31
48

C-E100016
DALI/PUSH
2 - 4 art.
131 x 44 x h 30
54

Q1

99106
ON/OFF
1 art.
103 x 58 x h 27
64

99115
0/1-10V
1 art.
210 x 48 x h 28
56

C-E100001
DALI/PUSH
1 art.
131 x 44 x h 30
54

P1

99734
ON/OFF
1 art.
149 x 37 x h 31
48

99732
0/1-10V
1 art.
149 x 37 x h 31
48

83322
DALI/PUSH
1 art.
149 x 37 x h 31
48

Recessed casings & Accessories



PVC 89374 Recessed casing

suitable for: Cob40_R 6,5W - Cob40_R 15W
Cob40_R 18W - Cob40_RJ 6,5W



WH 99888 Accessories
AU 99889
CU 99890
CH 99899
suitable for: Cob40_R 6,5W - Cob40_RJ 6,5W



PVC 89373 Recessed casing *

suitable for: Cob40_R 6,5W - Cob40_R 15W
Cob40_R 18W - Cob40_RJ 6,5W



WH 99891 Accessories
AU 99892
CU 99893
CH 99900
suitable for: Cob40_R 15W



WH 99901 Accessories
AU 99902
CU 99903
CH 99904
suitable for: Cob40_R 18W - Cob40_RJ 18W

COB44

Aluminium body. Polycarbonate flange.



Cob44_R | arrayLED | 700 mA | 6,5 W DC



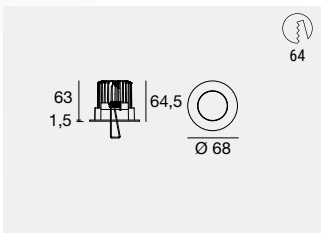

	Fin	Cct	lm S - lm D	Opt
CRI 90				
C00177	**WH**	**M**	715 - 580	**SP** (10° UGR<16)
	BB	**W**	748 - 607	**FL** (20° UGR<16)
		N	805 - 653	**WF** (52° UGR<16)

Electronics: **I1** (pag 107)

Cob44_R | arrayLED | 300 mA | 11 W DC



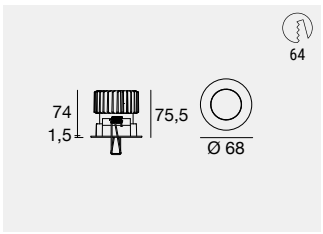

	Fin	Cct	lm S - lm D	Opt
CRI 90				
C00178	**WH**	**M**	1487 - 909	**SP** (13° UGR<19)
	BB	**W**	1578 - 965	**FL** (21° UGR<19)
		N	1660 - 1015	**WF** (52° UGR<19)

Electronics: **L1** (pag 107)

Cob44_RJ | arrayLED | 700 mA | 6,5 W DC



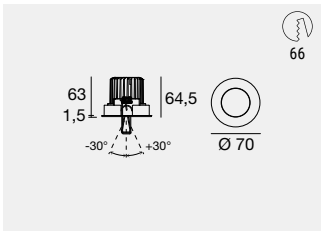

	Fin	Cct	lm S - lm D	Opt
CRI 90				
C00179	**WH**	**M**	715 - 580	**SP** (10°)
	BB	**W**	748 - 607	**FL** (20°)
		N	805 - 653	**WF** (52°)

Electronics: **I1** (pag 107)

Cob44_RJ | arrayLED | 300 mA | 11 W DC



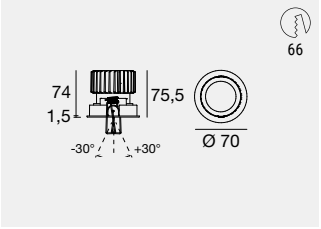

	Fin	Cct	lm S - lm D	Opt
CRI 90				
C00180	**WH**	**M**	1487 - 909	**SP** (13°)
	BB	**W**	1578 - 965	**FL** (21°)
		N	1660 - 1015	**WF** (52°)

Electronics: **L1** (pag 107)

Cob44_Q | arrayLED | 700 mA | 6,5 W DC



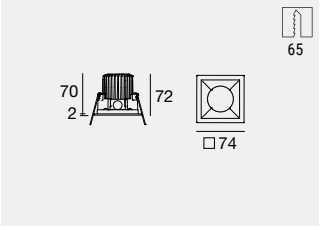

	Fin	Cct	lm S - lm D	Opt
CRI 90				
C00181	**WH**	**M**	715 - 580	**SP** (10° UGR<16)
	BB	**W**	748 - 607	**FL** (20° UGR<16)
		N	805 - 653	**WF** (52° UGR<16)

Electronics: **I1** (pag 107)

Cob44_Q | arrayLED | 300 mA | 11 W DC

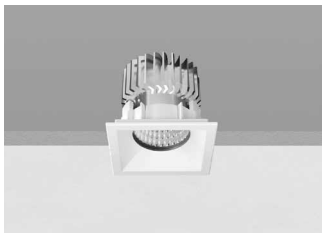

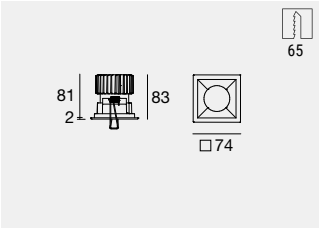

	Fin	Cct	lm S - lm D	Opt
CRI 90				
C00182	**WH**	**M**	1487 - 909	**SP** (13° UGR<16)
	BB	**W**	1578 - 965	**FL** (21° UGR<16)
		N	1660 - 1015	**WF** (52° UGR<16)

Electronics: **L1** (pag 107)

Cob44_QJ | arrayLED | 700 mA | 6,5 W DC



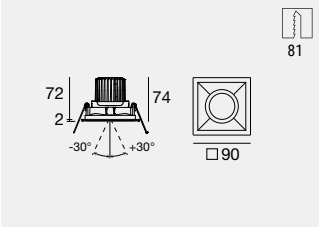

	Fin	Cct	lm S - lm D	Opt
CRI 90				
C00183	**WH**	**M**	715 - 580	**SP** (10°)
	BB	**W**	748 - 607	**FL** (20°)
		N	805 - 653	**WF** (52°)

Electronics: **I1** (pag 107)

Cob44_QJ | arrayLED | 300 mA | 11 W DC



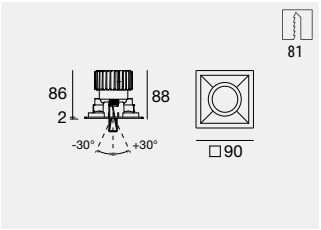

	Fin	Cct	lm S - lm D	Opt
CRI 90				
C00184	**WH**	**M**	1487 - 909	**SP** (13°)
	BB	**W**	1578 - 965	**FL** (21°)
		N	1660 - 1015	**WF** (52°)

Electronics: **L1** (pag 107)

Electronics

I1

99735	99147	99733	83323	C-E100016
ON/OFF	ON/OFF	0/1-10V	DALI/PUSH	DALI/PUSH
1 art.	2 - 3 art.	1 art.	1 art.	2 - 4 art.
134 x 37 x h 31	103 x 58 x h 27	134 x 37 x h 31	134 x 37 x h 31	131 x 44 x h 30
48	64	48	48	54

L1

99734	99732	83322
ON/OFF	0/1-10V	DALI/PUSH
1 art.	1 art.	1 art.
149 x 37 x h 31	149 x 37 x h 31	149 x 37 x h 31
48	48	48

Finishes

White
Black

Cct

M 2700 **N** 4000
W 3000

WOOFER

Aluminium body.



High Efficiency

PREVIOUS VERSION **Woofer_R**		NEW VERSION **Woofer_R V2**	
old 13 W 3000K **1385 lm S**	→	new 12,5 W 3000K **2235 lm S**	**+850 lm**
old 25 W 3000K **2941 lm S**	→	new 25 W 3000K **4007 lm S**	**+1066 lm**

Diffused (00)
ECL version



Spot (SP)
Wide Flood (WF)
Extra Wide Flood (XF)



Asymmetric Wallwasher (WW)



Woofer_R | V2 | arrayLED | 220 mA | 8 W DC



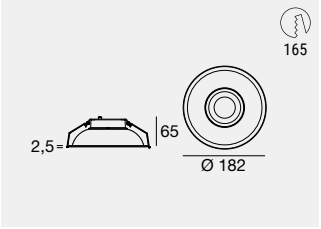

IK08 IP44 NEW

	Fin	Cct	lm S - lm D	Opt
CRI 90				
C00405	**WH**	**M**	1278 - 938	**SP** (16° UGR<16)
		W	1338 - 982	**WF** (64° UGR<16)
		N	1392 - 1017	**XF** (96°)
				WW (Asym Ww)

Electronics: **G1** (pag 109)

Woofer_R | V2 | arrayLED | 350 mA | 12,5 W DC



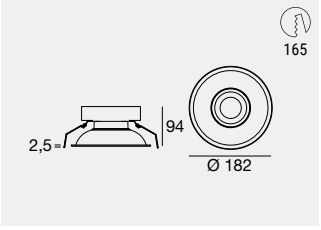

IK08 IP44 NEW

	Fin	Cct	lm S - lm D	Opt
CRI 90				
C00406	**WH**	**M**	2145 - 1488	**SP** (21° UGR<19)
		W	2235 - 1620	**WF** (62° UGR<19)
		N	2266 - 1665	**XF** (96°)
				WW (Asym Ww)

Electronics: **O1** (pag 109)

Woofer_R | V2 | arrayLED | 500 mA | 18 W DC



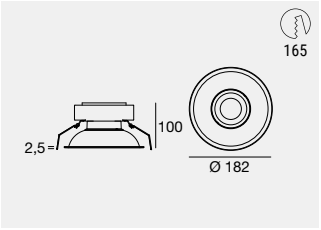

IK08 IP44 NEW

	Fin	Cct	lm S - lm D	Opt
CRI 90				
C00407	**WH**	**M**	2834 - 2060	**SP** (21° UGR<19)
		W	2869 - 2082	**WF** (60° UGR<19)
		N	2982 - 2173	**XF** (96°)
				WW (Asym Ww)

Electronics: **Q1** (pag 109)

Woofer_R | V2 | arrayLED | 500 mA | 18 W DC



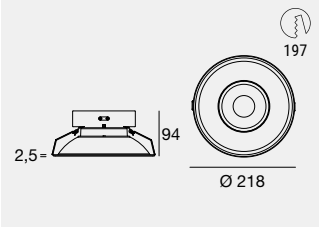

IK08 IP44 NEW

	Fin	Cct	lm S - lm D	Opt
CRI 90				
C00408	**WH**	**M**	2834 - 2060	**SP** (21° UGR<19)
		W	2869 - 2082	**WF** (60° UGR<19)
		N	2982 - 2173	**XF** (96°)
				WW (Asym Ww)

Electronics: **Q1** (pag 109)

Woofer_R | V2 | arrayLED | 700 mA | 25 W DC



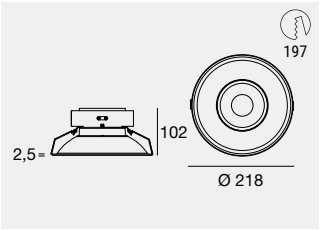

IK08 IP44 NEW

	Fin	Cct	lm S - lm D	Opt
CRI 90				
C00409	**WH**	**M**	3846 - 2757	**SP** (27° UGR<19)
		W	4007 - 2869	**WF** (57° UGR<19)
		N	4225 - 3029	**XF** (99°)
				WW (Asym Ww)

Electronics: **T1** (pag 109)

Electronics

T1

99147	83008	C-E100016
ON/OFF	0/1-10V, DALI/PUSH	DALI/PUSH
1 art.	1 art.	1 art.
103 x 58 x h 27	124 x 79 x h 22	131 x 44 x h 30
64	84	54

Q1

99106	99115	C-E100001
ON/OFF	0/1-10V	DALI/PUSH
1 art.	1 art.	1 art.
103 x 58 x h 27	210 x 48 x h 28	131 x 44 x h 30
64	56	54

O1

99375	99115	83322
ON/OFF	0/1-10V	DALI/PUSH
1 art.	1 art.	1 art.
138 x 22 x h 21	210 x 48 x h 25	149 x 37 x h 31
29	56	48

G1

99198	99732	83322
ON/OFF	0/1-10V	DALI/PUSH
1 art.	1 art.	1 art.
149 x 37 x h 31	149 x 37 x h 31	149 x 37 x h 31
48	48	48

Finishes White

Cct **M** 2700 **N** 4000 **W** 3000

Environment Care Lighting

In collaboration with University of Strathclyde Glasgow

Linea Light Group introduces Environment Care Lighting, a technology developed in collaboration with the University of Strathclyde in Glasgow which, thanks to a wavelength of light of 405 nm, sanitises surfaces, preventing the onset of infections, guaranteeing renewed wellbeing in the environment in which it is used and reducing the bacterial load by up to 70%. It was found that after a 10-hour test, the reduction of the bacterial load already reaches 35%.
Environment Care Lighting involves the use of a blue-dominant LED source combined with a white powerLED, thus achieving a dual functionality: lighting and disinfecting the environment at the same time. The use of high colour rendering LEDs makes it possible to illuminate the room by emphasising colours and surfaces.

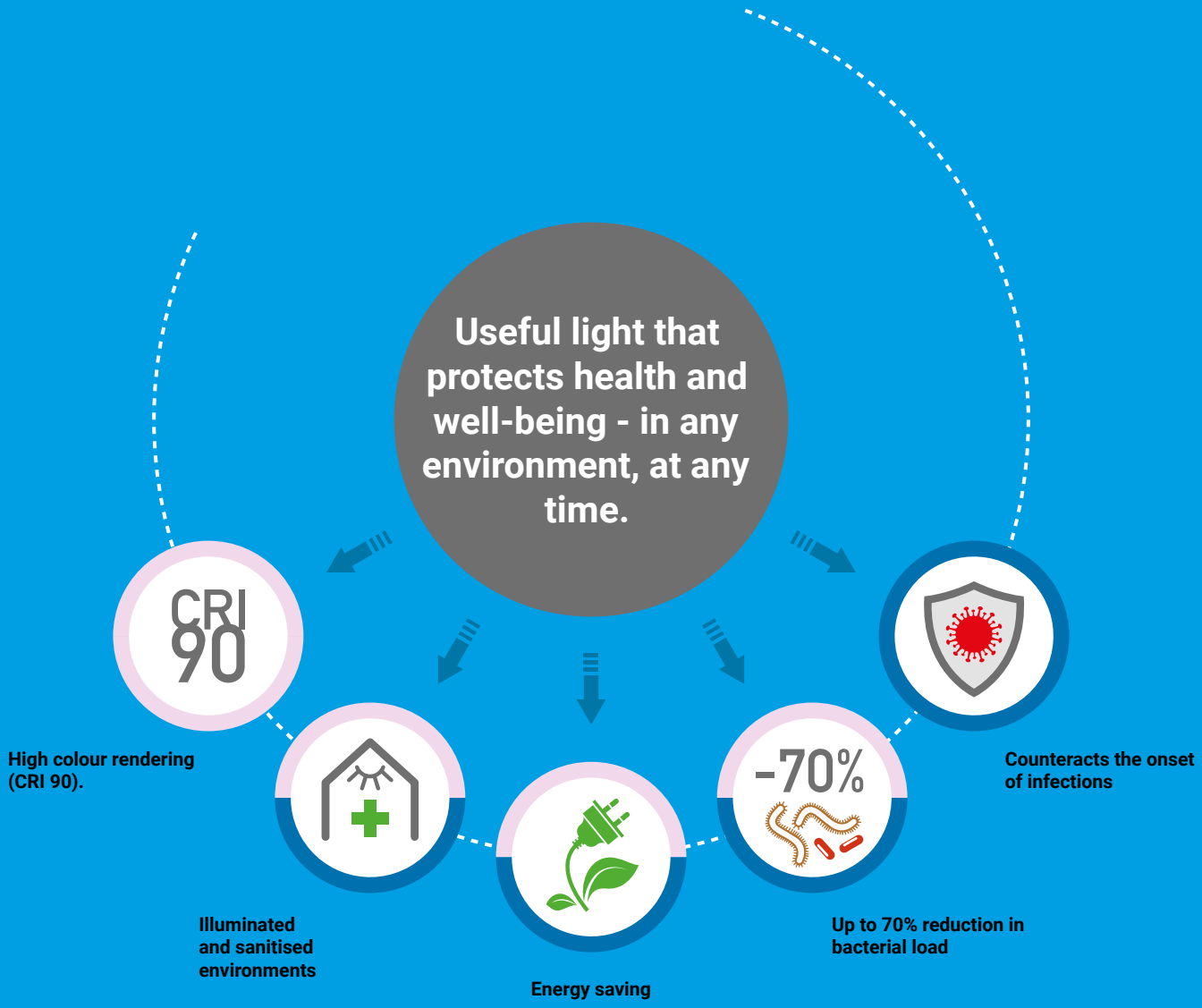

Woofer_R ECL | topLED | 100-240 V AC | 15 W DC - 16,5 W AC | 405 nm



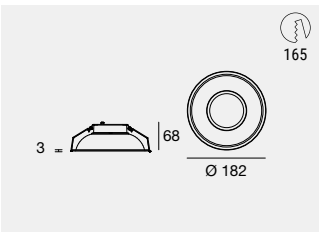

Driver Downl. C.V. IK08 IP44 KIT UGR

	Cct	lm S - lm D	Opt
Efficiency - CRI 90			
WH **84023**	**T**	1000 - 748	**00** (Diffused)

Woofer_R ECL | topLED | 100-240 V AC | 24 W DC - 26,5 W AC | 405 nm



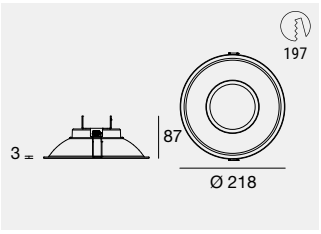

Driver Downl. C.V. IK08 IP44 KIT UGR

	Cct	lm S - lm D	Opt
Efficiency - CRI 90			
WH **84024**	**T**	1770 - 1377	**00** (Diffused)

Dual independent lighting:



Day: White light + λ 405 Nm light



Night: λ 405 Nm light

Woofer_R ECL 24W:

Example of use on volumes
of 3 m x 3 m x h 2.7 m.
Effective area 9 sqm.

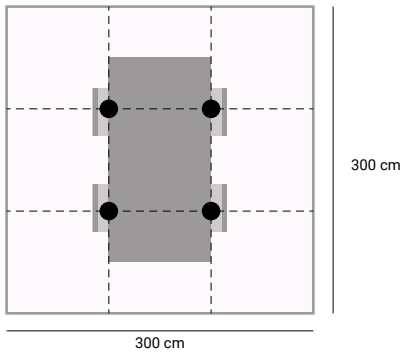

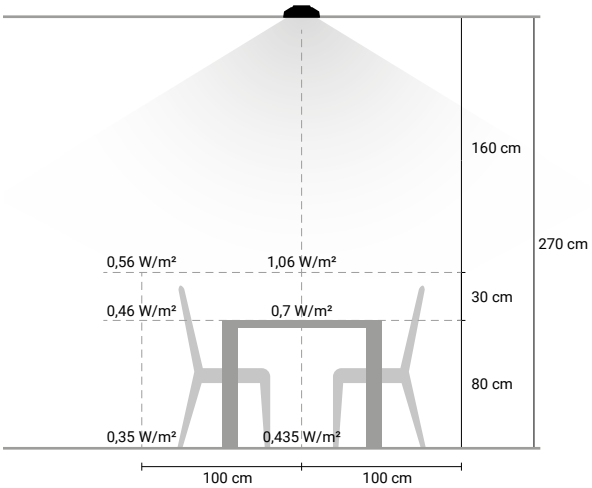

Finishes **Cct**

WH White **T** 3500

LV54

Aluminium body. Opaline PMMA diffuser.



LV54_R | topLED | 350 mA | 12,5 W DC



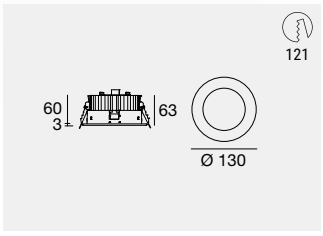

C.C. IK05 IP54

	Fin	Cct	lm S - lm D	Opt
CRI 90				
C00186	**WH**	**M**	1718 - 1529	**XF** (115°)
		W	1799 - 1601	
		N	1912 - 1702	

Electronics: **O2** (pag 113)

LV54_R | topLED | 630 mA | 23 W DC



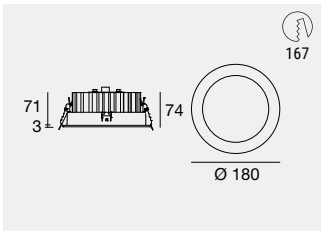

C.C. IK05 IP54

	Fin	Cct	lm S - lm D	Opt
CRI 90				
C00193	**WH**	**M**	3072 - 2826	**XF** (114°)
		W	3217 - 2960	
		N	3419 - 3145	

Electronics: **S2** (pag 113)

LV54_R | topLED | 840 mA | 30 W DC



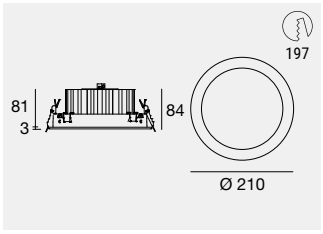

C.C. IK05 IP54

	Fin	Cct	lm S - lm D	Opt
CRI 90				
C00192	**WH**	**M**	4074 - 3748	**XF** (113°)
		W	4266 - 3925	
		N	4534 - 4171	

Electronics: **U2** (pag 113)

Finishes White

Cct **M** 2700 **N** 4000 **W** 3000

LV54_Q | topLED | 350 mA | 13 W DC



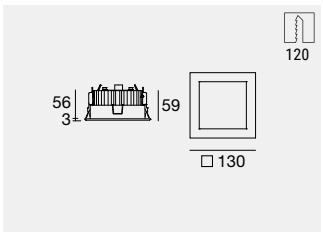

C.C. IK05 IP54

	Fin	Cct	lm S - lm D	Opt
CRI 90				
C00194	**WH**	**M**	1718 - 1529	**XF** (111°)
		W	1799 - 1601	
		N	1912 - 1702	

Electronics: **O2** (pag 113)

LV54_Q | topLED | 630 mA | 23 W DC



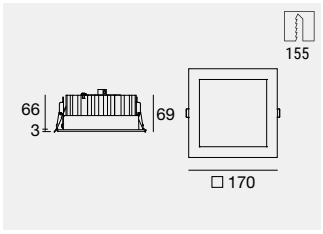

C.C. IK05 IP54

	Fin	Cct	lm S - lm D	Opt
CRI 90				
C00195	**WH**	**M**	2847 - 2619	**XF** (111°)
		W	2982 - 2743	
		N	3169 - 2915	

Electronics: **S2** (pag 113)

LV54_Q | topLED | 840 mA | 30 W DC



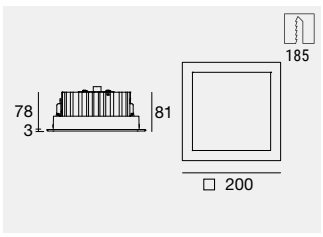

C.C. IK05 IP54

	Fin	Cct	lm S - lm D	Opt
CRI 90				
C00196	**WH**	**M**	4108 - 3779	**XF** (112°)
		W	4302 - 3958	
		N	4572 - 4206	

Electronics: **U2** (pag 113)

Electronics

G1

99198	99732	83322
ON/OFF	0/1-10V	DALI/PUSH
1 art.	1 art.	1 art.
149 x 37 x h 31	149 x 37 x h 31	149 x 37 x h 31
48	48	48

O1

99375	99115	83322
ON/OFF	0/1-10V	DALI/PUSH
1 art.	1 art.	1 art.
138 x 22 x h 21	210 x 48 x h 25	149 x 37 x h 31
29	56	48

O2

99260	99262	C-E100032
ON/OFF	0/1-10V	DALI/PUSH
1 art.	1 art.	1 art.
134 x 37 x h 31	210 x 48 x h 25	149 x 37 x h 31
48	56	48

Q1

99106	99115	C-E100001
ON/OFF	0/1-10V	DALI/PUSH
1 art.	1 art.	1 art.
103 x 58 x h 27	210 x 48 x h 28	131 x 44 x h 30
64	56	54

S2

99261	99262	C-E100030
ON/OFF	0/1-10V	DALI/PUSH
1 art.	1 art.	1 art.
103 x 58 x h 27	210 x 48 x h 28	131 x 44 x h 30
64	56	54

T1

99147	83008	C-E100016
ON/OFF	0/1-10V, DALI/PUSH	DALI/PUSH
1 art.	1 art.	1 art.
103 x 58 x h 27	124 x 79 x h 22	131 x 44 x h 30
64	84	54

U2

99093	83066	99330
ON/OFF	0/1-10V, DALI/PUSH	DALI/PUSH
1 art.	1 art.	1 art.
103 x 58 x h 27	124 x 79 x h 22	210 x 48 x h 28
64	84	56

Finishes White

Cct **M** 2700 **N** 4000 **W** 3000

RADA

Aluminium body.
Recuperator in Optical white painted aluminium.



Visual comfort
The perimeter LED circuit, placed in the inner part of the circular frame and concealed from view, directs the light upwards; this is collected by the dome reflector made of optical white painted aluminium, which redistributes it in the environment. The final effect corresponds to an indirect and diffused, very soft lighting. The total absence of glare allows direct observation of the product without any discomfort for the eyes.

Rada_R | topLED | 220 mA | 8 W DC



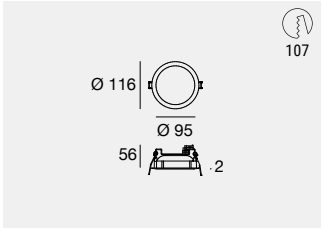

C.C. IK05 IP40

	Fin	Cct	lm S - lm D	Opt
CRI 90				
C00197	**WH**	**M**	1093 - 499	**DI** (Diffused)
		W	1145 - 522	
		N	1217 - 555	

Electronics: **G1** (pag 115) | Accessories (pag 115)

Rada_R | topLED | 350 mA | 12,5 W DC



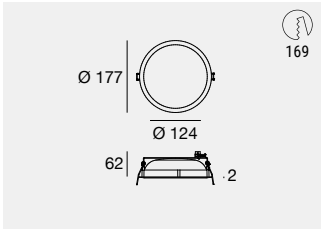

C.C. IK05 IP40

	Fin	Cct	lm S - lm D	Opt
CRI 90				
C00198	**WH**	**M**	1746 - 1048	**DI** (Diffused)
		W	1828 - 1097	
		N	1943 - 1166	

Electronics: **O1** (pag 115) | Accessories (pag 115)

Rada_R | topLED | 500 mA | 18 W DC



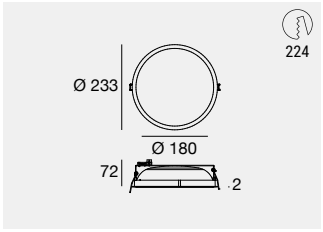

C.C. IK05 IP40

	Fin	Cct	lm S - lm D	Opt
CRI 90				
C00200	**WH**	**M**	2519 - 1147	**DI** (Diffused)
		W	2638 - 1201	
		N	2803 - 1276	

Electronics: **Q1** (pag 115) | Accessories (pag 115)

Rada_R | topLED | 700 mA | 25 W DC



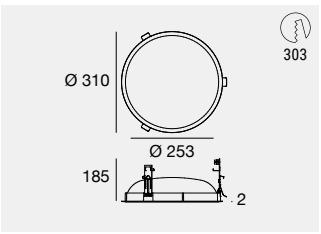

C.C. IK05 IP40

	Fin	Cct	lm S - lm D	Opt
CRI 90				
C00201	**WH**	**M**	3515 - 2433	**DI** (Diffused)
		W	3681 - 2548	
		N	3913 - 2709	

Electronics: **T1** (pag 115) | Accessories (pag 115)

Rada_R | topLED | 1800 mA | 65 W DC



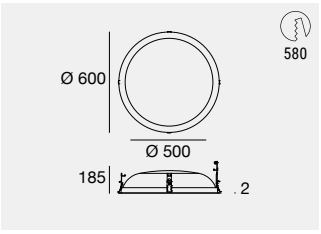

C.C. IK05 IP40

	Fin	Cct	lm S - lm D	Opt
CRI 90				
C00202	**WH**	**M**	8900 - 6180	**DI** (Diffused)
		W	9320 - 6471	
		N	9905 - 6879	

Electronics: **FA** (pag 115) | Accessories (pag 115)

Rada_R | topLED | 2260 mA | 82 W DC



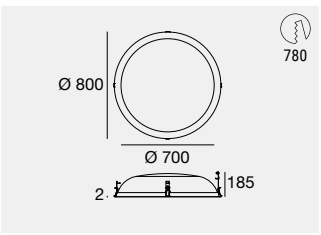

C.C. IK05 IP40

	Fin	Cct	lm S - lm D	Opt
CRI 90				
C00204	**WH**	**M**	11318 - 7679	**DI** (Diffused)
		W	11853 - 8041	
		N	12597 - 8547	

Electronics: **FB** (pag 115) | Accessories (pag 115)

Electronics

FA

99717	99726	99727
ON/OFF	0/1-10V	DALI
1 art.	1 art.	1 art.
208 x 89 x h 40	180 x 63 x h 36	171 x 68 x h 39
98	79	79

FB

99718	99728	99729
ON/OFF	0/1-10V	DALI
1 art.	1 art.	1 art.
208 x 89 x h 40	199 x 63 x h 36	220 x 68 x h 39
98	79	79

G1

99198	99732	83322
ON/OFF	0/1-10V	DALI/PUSH
1 art.	1 art.	1 art.
149 x 37 x h 31	149 x 37 x h 31	149 x 37 x h 31
48	48	48

O1

99375	99115	83322
ON/OFF	0/1-10V	DALI/PUSH
1 art.	1 art.	1 art.
138 x 22 x h 21	210 x 48 x h 25	149 x 37 x h 31
29	56	48

Q1

99106	99115	C-E100001
ON/OFF	0/1-10V	DALI/PUSH
1 art.	1 art.	1 art.
103 x 58 x h 27	210 x 48 x h 28	131 x 44 x h 30
64	56	54

T1

99147	83008	C-E100016
ON/OFF	0/1-10V, DALI/PUSH	DALI/PUSH
1 art.	1 art.	1 art.
103 x 58 x h 27	124 x 79 x h 22	131 x 44 x h 30
64	84	54

Accessories



WH **98436**

Easy-plug cable and connector
Length 300 mm

suitable for: Rada_R

Finishes

White

Cct

M 2700 **N** 4000
W 3000

CELL

Aluminium body. The Gypsum_Cell comes with a recessed casing with plaster frame.

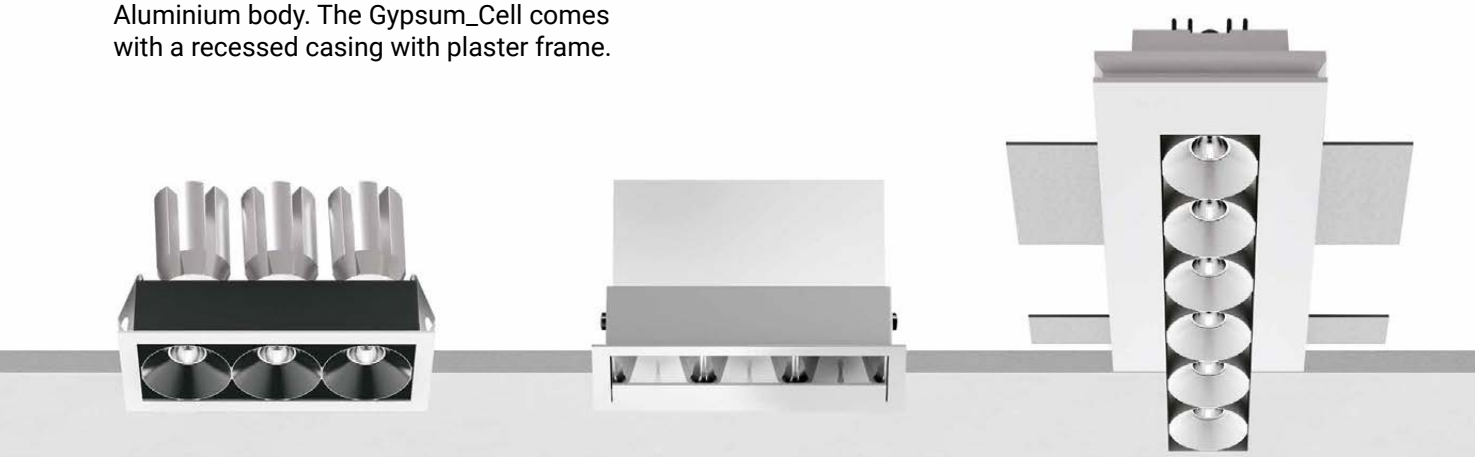

_Cell

W 2-4-6-12-18
mm ☐ **50x50-119-221**
☐ **119x119**
Cct 2700-3000-4000
Opt **Spot**
Medium Flood
Medium Wide Flood
Elec. On/Off
0/1-10V
DALI
Col. WH **BB**

_Ww

W 9,5-18-32,5
mm ☐ **50x120-227-439**
Cct 2700
3000
4000
Opt **Asymm**
Elec. On/Off
0/1-10V
DALI
Col. WH **BB**

_Gypsum

W 2-4-6-12-18
mm ☐ **36x36-108-216**
☐ **108x108**
Cct 2700-3000-4000
Opt **Spot**
Medium Flood
Medium Wide Flood
Elec. On/Off
0/1-10V
DALI
Col. WH **BB**

Cell family

Cell_Ww track



164

Cell_S

236



WB | White / Black



WH | White

Total Black: even more impressive
The visual effect of the black optics combines perfectly with the black finish of the device, creating a coherent and refined look. The black flange further adds a touch of sophistication, creating a clean and discreet boundary between Cell and its surroundings.



BB | Black

Vast range
The Cell and Gypsum_Cell range of products now come with new versions, conceived to meet several lighting technology needs. The new one-cell single recessed casing joins the three and six-cell options arranged linearly and squared with nine modules. The innovation is the introduction of the Cell_Ww asymmetric versions, designed for wall lighting, available in linear configurations of 3, 6 and 12 cells.

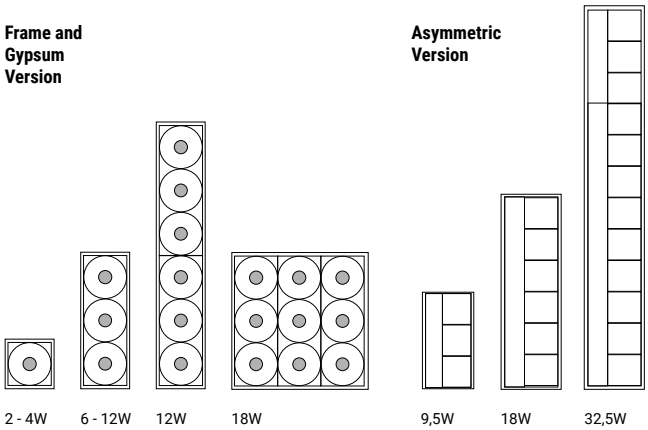

Micro-Optics CELL
The particular wire mesh with convex faces that characterises the surface of the micro reflectors is capable of controlling each light beam defining an emission available in Spot, Medium Flood, Medium Wide Flood.

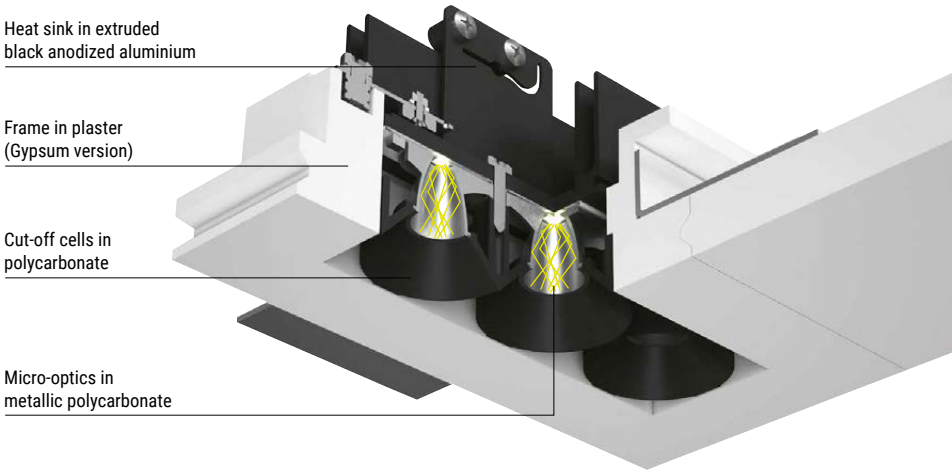

Quick installation
The Gypsum_Cell comes with a recessed casing with plaster frame, conceived for installation on dropped ceiling. The magnet-equipped quick coupling system allows to easily position the light units that can be painted, for full integration with the architecture.

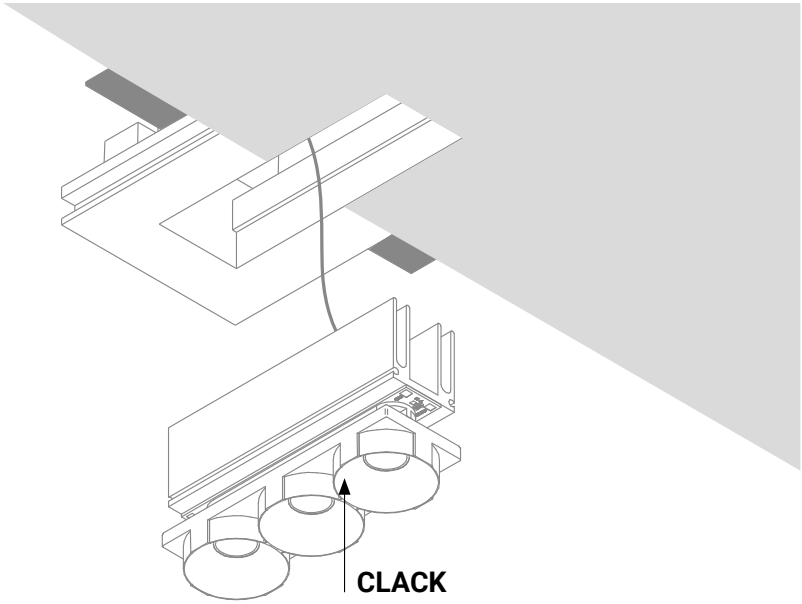

New Wall washer Optics
The Cell_Ww Optics compartment is designed to guarantee clean and precise wall washer lighting. The cut-off cells are structured to channel the wall light, starting from the peak, lighting it with a sharp-edged and defined beam that gradually washes the entire surface. The opening of the beam reaches 90 degrees, also lighting the walking area adjacent to the wall. A specific fixed eyelid, slightly raised to eliminate the luminance of the cells, partially covers the Optics compartment, defines the angle of emission and eliminates any smudging of stray light.



Cell | powerLED | 630 mA | 2 W DC



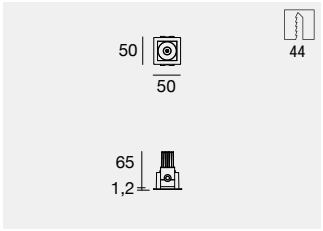

	Fin	Cct	lm S - lm D	Opt
CRI 90				
C00148	**WH**	**M**	199 - 172	**SP** (13° UGR<16)
	BB	**W**	212 - 184	**ML** (32° UGR<16)
	WB	**N**	237 - 206	**MW** (48° UGR<16)

Electronics: **C1** (pag 120)

Cell | powerLED | 350 mA | 4 W DC



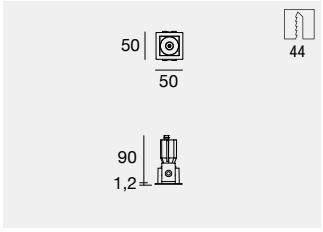

	Fin	Cct	lm S - lm D	Opt
CRI 90				
C00149	**WH**	**M**	389 - 307	**SP** (15° UGR<16)
	BB	**W**	416 - 329	**ML** (33° UGR<11)
	WB	**N**	449 - 355	**MW** (47° UGR<16)

Electronics: **D1** (pag 120)

Cell | powerLED | 630 mA | 6 W DC



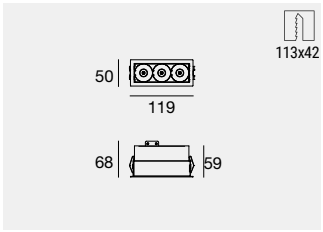

	Fin	Cct	lm S - lm D	Opt
CRI 90				
C00150	**WH**	**M**	597 - 520	**SP** (12° UGR<11)
	BB	**W**	639 - 557	**ML** (33° UGR<11)
	WB	**N**	711 - 624	**MW** (49° UGR<16)

Electronics: **F1** (pag 120)

Cell | powerLED | 350 mA | 12 W DC



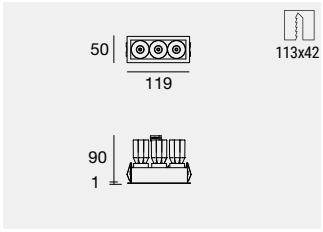

	Fin	Cct	lm S - lm D	Opt
CRI 90				
C00151	**WH**	**M**	1167 - 892	**SP** (16° UGR<16)
	BB	**W**	1248 - 955	**ML** (35° UGR<11)
	WB	**N**	1347 - 1030	**MW** (47° UGR<16)

Electronics: **O1** (pag 120)

Cell | powerLED | 630 mA | 12 W DC



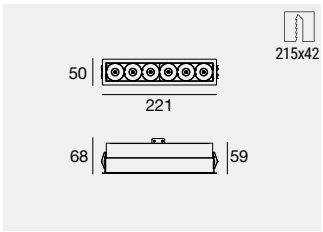

	Fin	Cct	lm S - lm D	Opt
CRI 90				
C00152	**WH**	**M**	1194 - 1080	**SP** (14° UGR<11)
	BB	**W**	1278 - 1157	**ML** (34° UGR<11)
	WB	**N**	1422 - 1296	**MW** (49° UGR<16)

Electronics: **M1** (pag 120)

Cell | powerLED | 630 mA | 18 W DC



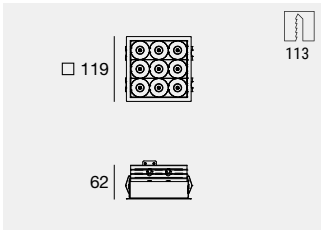

	Fin	Cct	lm S - lm D	Opt
CRI 90				
C00153	**WH**	**M**	1791 - 1704	**SP** (12° UGR<11)
	BB	**W**	1917 - 1823	**ML** (31° UGR<11)
	WB	**N**	2133 - 2042	**MW** (49° UGR<11)

Electronics: **R1** (pag 120)

Gypsum Cell | powerLED | 630 mA | 2 W DC

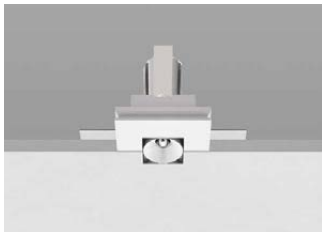

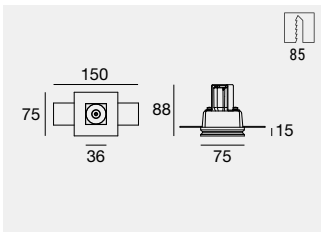

	Cct	lm S - lm D	Opt
CRI 90			
WH **64630**	**M**	199 - 135	**15** (13° UGR<16)
BB **64631**	**W**	212 - 155	**30** (32° UGR<16)
	N	237 - 201	**45** (48° UGR<16)

Electronics: **C1** (pag 120)

Gypsum Cell | powerLED | 350 mA | 4 W DC

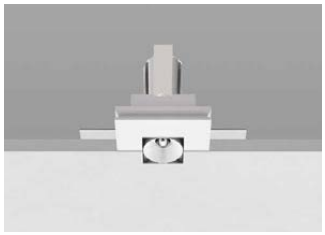

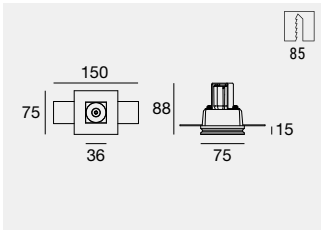

	Fin	Cct	lm S - lm D	Opt
CRI 90				
C00207	WH	**M**	389 - 308	**SP** (15° UGR<16)
	BB	**W**	416 - 329	**ML** (33° UGR<11)
		N	449 - 355	**MW** (47° UGR<16)

Electronics: **D1** (pag 120)

Gypsum Cell | powerLED | 630 mA | 6 W DC

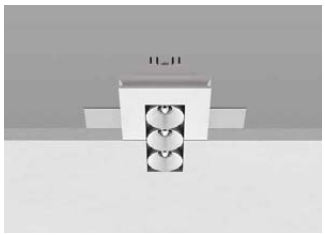

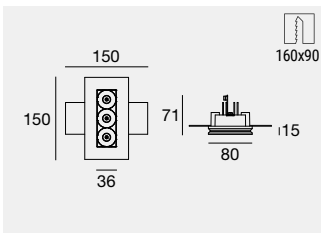

	Cct	lm S - lm D	Opt
CRI 90			
WH **64547**	**M**	597 - 507	**15** (12° UGR<11)
BB **64546**	**W**	636 - 540	**30** (33° UGR<11)
	N	711 - 603	**45** (49° UGR<16)

Electronics: **F1** (pag 120)

Gypsum Cell | powerLED | 350 mA | 12 W DC



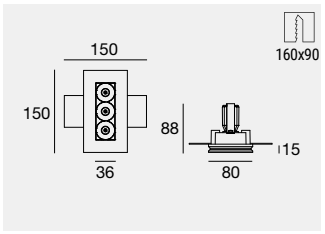

	Fin	Cct	lm S - lm D	Opt
CRI 90				
C00208	WH	**M**	1167 - 892	**SP** (16° UGR<16)
	BB	**W**	1248 - 955	**ML** (35° UGR<11)
		N	1347 - 1030	**MW** (47° UGR<16)

Electronics: **O1** (pag 120)

Gypsum Cell | powerLED | 630 mA | 12 W DC



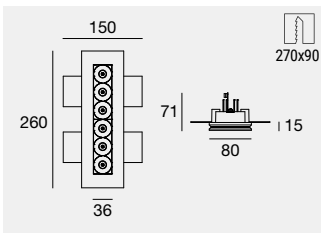

	Cct	lm S - lm D	Opt
CRI 90			
WH **64549**	**M**	1194 - 1014	**15** (14° UGR<11)
BB **64548**	**W**	1272 - 1080	**30** (34° UGR<11)
	N	1422 - 1206	**45** (49° UGR<16)

Electronics: **M1** (pag 120)

Gypsum Cell | powerLED | 630 mA | 18 W DC



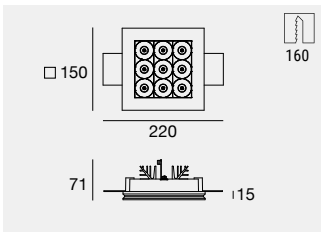

	Cct	lm S - lm D	Opt
CRI 90			
WH **64551**	**M**	1791 - 1521	**15** (12° UGR<11)
BB **64550**	**W**	1908 - 1620	**30** (31° UGR<11)
	N	2133 - 1809	**45** (49° UGR<11)

Electronics: **R1** (pag 120)

Accessories

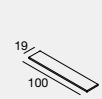

AL **60830** Spacer 100x19 mm

suitable for: Gypsum Cell

Finishes
WH White
BB Black

Cct
M 2700 **N** 4000
W 3000

Cell_Ww | powerLED | 350 mA | 9,5 W DC



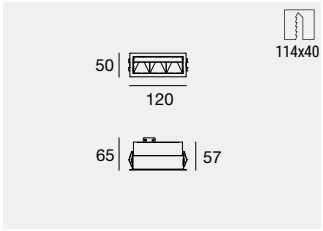

C.C. IP20

	Cct	lm S - lm D	Opt
CRI 90			
WH **82600**	**M**	1099 - 481	**07** (Asym. Ww)
BB **82940**	**W**	1152 - 517	
	N	1426 - 558	

Electronics: **FC** (pag 120)

Cell_Ww | powerLED | 630 mA | 18 W DC



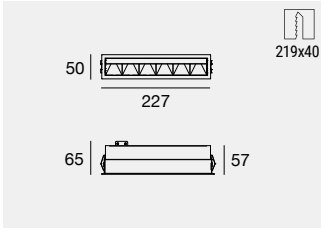

C.C. IP20

	Cct	lm S - lm D	Opt
CRI 90			
WH **82601**	**M**	2198 - 926	**07** (Asym. Ww)
BB **82941**	**W**	2304 - 993	
	N	2852 - 1073	

Electronics: **FD** (pag 120)

Cell_Ww | powerLED | 1200 mA | 32,5 W DC



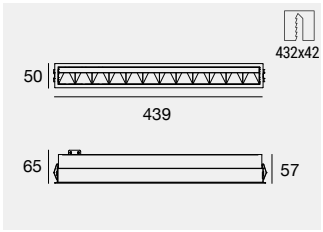

C.C. IP20

	Cct	lm S - lm D	Opt
CRI 90			
WH **82602**	**M**	3740 - 1838	**07** (Asym. Ww)
BB **82942**	**W**	3912 - 1972	
	N	4848 - 2130	

Electronics: **FE** (pag 120)

Electronics

C1

89147	99376	99105	99710	99713	+ driver 24V DC	
					99374	99331
ON/OFF	ON/OFF	ON/OFF	24V DC converter	24V DC converter	75W	150W
1 - 2 art.	3 - 6 art.	6 - 12 art.	0/1-10V 1 - 6 art.	DALI 1 - 6 art.		
138 x 22 x h 21	138 x 22 x h 21	103 x 58 x h 27	138 x 22 x h 20	138 x 22 x h 20		
29	29	64	29	29	56	70

D1

89145	99375	C-E100010	C-E100011
ON/OFF	ON/OFF	0/1-10V	DALI/PUSH
1 art.	2 - 3 art.	1 art.	1 art.
138 x 22 x h 21	138 x 22 x h 21	138 x 22 x h 22	138 x 22 x h 22
29	29	31	31

F1

99376	99105	99115	C-E100001
ON/OFF	ON/OFF	0/1-10V	DALI/PUSH
1 - 2 art.	2 - 4 art.	1 - 3 art.	2 - 4 art.
138 x 22 x h 21	103 x 58 x h 27	210 x 48 x h 25	131 x 44 x h 30
29	64	56	54

FC

99126	99115	C-E100001
ON/OFF	0/1-10V	DALI/PUSH
1 art.	1 art.	1 art.
206 x 89 x h 40	210 x 48 x h 25	131 x 44 x h 30
48	56	54

FD

99105	83008	C-E100001
ON/OFF	0/1-10V, DALI/PUSH	DALI/PUSH
1 art.	1 art.	1 art.
103 x 58 x h 27	124 x 79 x h 22	131 x 44 x h 30
64	84	54

FE

83008
ON/OFF, 0/1-10V, DALI
1 art.
124 x 79 x h 22
84

M1

99129	99105	99115	C-E100001
ON/OFF	ON/OFF	0/1-10V	DALI/PUSH
1 art.	1 - 2 art.	1 art.	1 - 2 art.
134 x 37 x h 31	103 x 58 x h 27	210 x 48 x h 25	131 x 44 x h 30
48	64	56	54

O1

99375	99115	83322
ON/OFF	0/1-10V	DALI/PUSH
1 art.	1 art.	1 art.
138 x 22 x h 21	210 x 48 x h 25	149 x 37 x h 31
29	56	48

R1

99105	99115	C-E100001
ON/OFF	0/1-10V	DALI/PUSH
1 art.	1 art.	1 art.
103 x 58 x h 27	210 x 48 x h 28	131 x 44 x h 30
64	56	54

SOFITEL BARCELONA SKIPPER
Barcelona (Spain)

Lighting Designer:
Fantastico Lighting Partners

Photography:
Jordi Anguera



OPTUS_EX

Aluminium body.



Optus family

Optus_T	Optus_Ww	Optus W2/W3	Navata Optus	Creek Optus
				
152	158	160	170	178



	_EX
W	1,5
mm	**Ø 55**
Cct	2700-3000
Opt	**Flood** **M.Flood**
Elec.	On/Off 1/10V-DALI
Col.	WH BB

	_EX
W	4
mm	**Ø 75**
Cct	2700-3000-4000
Opt	**Spot-M.Flood** **W. Flood-Focus**
Elec.	On/Off 1/10V-DALI
Col.	WH BB

	_EX
W	12-18-(8 DW)
mm	**Ø 138**
Cct	2700-3000-4000-DW
Opt	**Spot-Flood** **W.Flood**
Elec.	On/Off-1/10V DALI
Col.	WH BB

	_EX
W	25-35-(15-25 DW)
mm	**Ø 173**
Cct	2700-3000-4000-5000-DW
Opt	**Spot-Flood** **W.Flood**
Elec.	On/Off-1/10V DALI
Col.	WH BB

SMALL SIZE

Optux_EX comes with an extremely compact-size die cast aluminium single block, just 50 mm high. This particular shape allows installation in plasterboards as well as low and narrow surfaces.

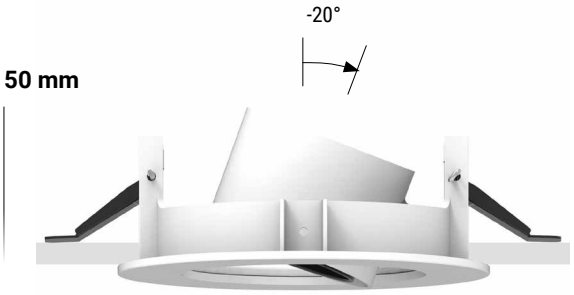

EXTRACTABLE TILTING SYSTEM

Optux_EX downlights come with a 350° mobility on the horizontal axis and an inclination on the vertical axis that allows a max 20° recess or an up to 45° extraction of the spotlight.

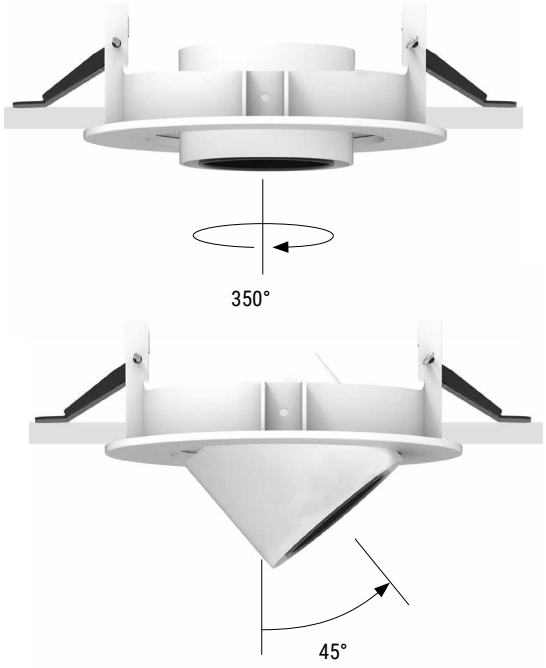

Ottica 85 Focus
A spotlight with variable optics from 10° to 20° used to adjust the light beam according to requirements. The variable optics can be adjusted manually and this versatility means being able to adapt the lighting to a variety of needs, offering the flexibility to concentrate or diffuse the light, depending on the circumstances.



85 Focus | 10° - 20°

Optus_EX | powerLED | 500 mA | 1,5 W DC



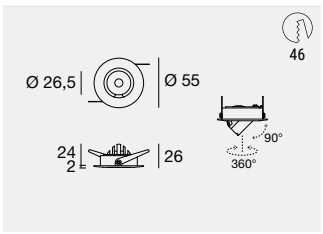

	Cct	Im S - Im D	Opt
CRI 90			
WH **82737**	**M**	170 - 123	**20** (22°)
BB **82738**	**W**	181 - 131	**35** (32°)
	N	203 - 147	

Electronics: **B1** (pag 127)

Optus_EX | powerLED | 350 mA | 4 W DC



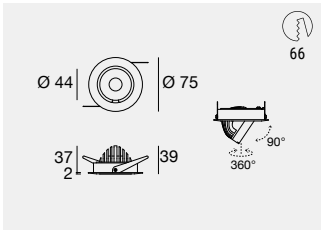

	Cct	Im S - Im D	Opt
CRI 90			
WH **82739**	**M**	389 - 276	**15** (15°)
BB **82740**	**W**	419 - 295	**30** (33°)
	N	449 - 318	**60** (61°)
			85 (10°-20°)

Electronics: **D1** (pag 127)

Optus_EX | arrayLED | 350 mA 12W DC | 500 mA 18 W DC



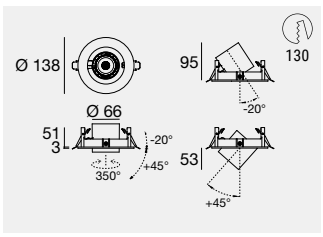

	Cct	Im S - Im D	Im S - Im D	Opt
CRI 98 - Specialty		12W	18W	
WH **81665**	**W**	1719 - 1238	2356 - 1696	**15** (22°)
BB **81666**				**30** (37°)
				60 (63°)
CRI 98 - Fidelity		12W	18W	
WH **81663**	**M**	1768 - 1274	2423 - 1745	**15** (22°)
BB **81664**	**W**	1810 - 1303	2480 - 1785	**30** (37°)
	N	1924 - 1385	2637 - 1898	**60** (63°)
CRI 90 - Balance		12W	18W	
WH **81661**	**M**	1964 - 1420	2692 - 1945	**15** (22°)
BB **81662**	**W**	2056 - 1487	2818 - 2037	**30** (37°)
	N	2138 - 1548	2930 - 2121	**60** (63°)

Electronics: 12W **O1** - 18W **Q1** (pag 127) | Optics & Accessories (pag 126)

Optus_EX | Dynamic White | powerLED | 700 mA | 8 W DC (x channel)



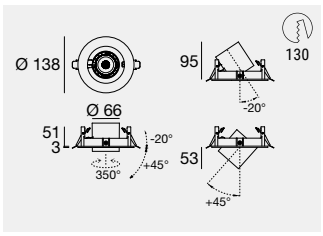

	Cct		Opt
CRI 90			
WH **84159**	**D**	2700K - 5700K Dynamic White	**15** (22°)
BB **84160**			**30** (37°)
			60 (63°)

Electronics: **CM** (pag 127) | Optics & Accessories (pag 126)

Diode varieties

The Optus_EX range of products offers the highest combination-source degree, given that it is fit for LED Balance - CRI 90 , Specialty - CRI 98 and Fidelity - CRI 98 diodes. This allows obtaining maximum versatility of use, given that Optus_EX can be installed in various environments ranging from museums to retail, depending on the specific type of source chosen.

M 2700K
Light suitable for cheeses and baked goods



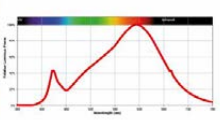

W 3000K
Light suitable for fruit and vegetables



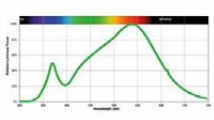

C 5000K
Light suitable for fish and frozen foods



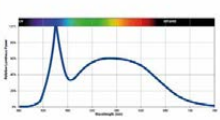

Finishes

WH White
BB Black

Cct

M 2700 **N** 4000
W 3000 **D** 2700-5700

Optus_EX | arrayLED | 700 mA 25W DC | 950 mA 35 W DC



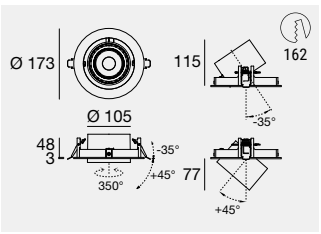

	Cct	lm S - lm D	lm S - lm D	Opt
CRI 98 - Specialty		25W	35W	
WH **81671**	**W**	3242 - 2589	4196 - 3350	**15** (17°)
BB **81672**				**30** (26°)
				60 (51°)
CRI 98 - Fidelity		25W	35W	
WH **81669**	**M**	3446 - 2754	4460 - 3563	**15** (17°)
BB **81670**	**W**	3412 - 2727	4416 - 3528	**30** (26°)
	N	3627 - 2899	4695 - 3751	**60** (51°)
CRI 90 - Balance		25W	35W	
WH **81667**	**M**	3829 - 3054	4956 - 3951	**15** (17°)
BB **81668**	**W**	3877 - 3100	5019 - 4011	**30** (26°)
	N	4030 - 3224	5216 - 4172	**60** (51°)
	C	3909 - 3131	5059 - 4051	

Electronics: 25W **T1** - 35W **V1** (pag 127) | Optics & Accessories (pag 126)

Optus_EX | Dynamic White | powerLED | 700 mA | 15 W DC (x channel)



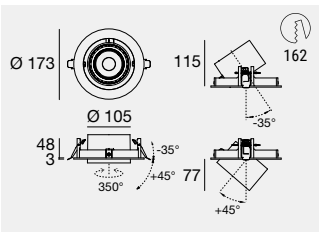

	Cct		Opt
CRI 90			
WH **84161**	**D**	2700K - 5700K Dynamic White	**15** (17°)
BB **84162**			**30** (26°)

Electronics: **CN** (pag 127) | Optics & Accessories (pag 126)

Optus_EX | Dynamic White | powerLED | 700 mA | 25 W DC (x channel)



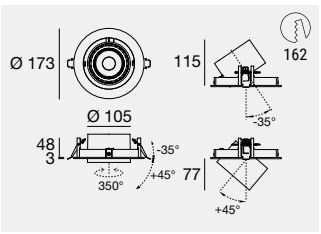

	Cct		Opt
CRI 90			
WH **84163**	**D**	2700K - 5700K Dynamic White	**15** (17°)
BB **84164**			**30** (26°)

Electronics: **CO** (pag 127) | Optics & Accessories (pag 126)

Smart lighting
The Dynamic White modules, combined with the new, specifically developed management systems, allow the mixture of whites from Warm White and Cold White. With a single product, it is therefore possible to reproduce all the colour temperatures from 2700K to 5700K, maintaining the same luminous flow. Recent studies on the circadian cycles have shown how the temperature variations of natural light, from dawn to dusk, influence the well-being of humans.



2700K 5700K

Finishes
WH White
BB Black

Cct
M 2700 **N** 4000 **D** 2700-5700
W 3000 **C** 5000

Optics & Accessories



TR **99827** Spot
TR **99828** Flood
TR **99829** W. Flood
suitable for: Optus_EX 12W / 18W
Optus_EX 8W Dynamic White

TR **99808** Spot
TR **99809** Flood
TR **99810** W. Flood
suitable for: Optus_EX 15W Dynamic White /
25W Dynamic White

TR **C-U300015** Spot
TR **C-U300016** Flood
TR **C-U300017** W. Flood
suitable for: Optus_EX 25W(not for Dynamic White) / 35W



TR **99844** Focal Kit
(min 16° / max 50°)
suitable for: Optus_EX 12W / 18W
Optus_EX 8W Dynamic White

TR **99843** Focal Kit
(min 16° / max 42°)
suitable for: Optus_EX 15W Dynamic White /
25W Dynamic White

TR **C-U300034** Focal Kit
(min 16° / max 42°)
suitable for: Optus_EX 25W(not for Dynamic White) / 35W



BB **99779** Cross louvre
suitable for: Optus_EX 12W / 18W
Optus_EX 8W Dynamic White

BB **99799** Cross louvre
suitable for: Optus_EX 15W Dynamic White /
25W Dynamic White

BB **C-U300031** Cross louvre
suitable for: Optus_EX 25W / 35W



BB **99782** 45° Cylindrical screen
suitable for: Optus_EX 12W / 18W
Optus_EX 8W Dynamic White

BB **99795** 45° Cylindrical screen
suitable for: Optus_EX 15W Dynamic White /
25W Dynamic White

BB **C-U300030** 45° Cylindrical screen
suitable for: Optus_EX 25W / 35W



BB **99781** Elliptical filter
suitable for: Optus_EX 12W / 18W
Optus_EX 8W Dynamic White

BB **99797** Elliptical filter
suitable for: Optus_EX 15W Dynamic White /
25W Dynamic White

BB **C-U300013** Elliptical filter
suitable for: Optus_EX 25W / 35W



BB **99780** Honeycomb
suitable for: Optus_EX 12W / 18W
Optus_EX 8W Dynamic White

BB **99798** Honeycomb
suitable for: Optus_EX 15W Dynamic White /
25W Dynamic White

BB **C-U300014** Honeycomb
suitable for: Optus_EX 25W / 35W



BB **99783** Cylindrical screen
suitable for: Optus_EX 12W / 18W
Optus_EX 8W Dynamic White

BB **99796** Cylindrical screen
suitable for: Optus_EX 15W Dynamic White /
25W Dynamic White

BB **C-U300029** Cylindrical screen
suitable for: Optus_EX 25W / 35W



BB **99510** Kicker
suitable for: Optus_EX 12W / 18W
Optus_EX 8W Dynamic White

BB **99479** Kicker
suitable for: Optus_EX 15W / 25W / 35W



BB **99841** Honeycomb
suitable for: Focal kit **99844**

BB **99842** Honeycomb
suitable for: Focal kit **99843**

BB **C-U300014** Honeycomb
suitable for: Optus_EX 25W (not for Dynamic White) / 35W
Focal kit **C-U300034**

Electronics

B1

99195
ON/OFF
1 - 2 art.
138 x 22 x h 21
29

89146
ON/OFF
2 - 3 art.
138 x 22 x h 21
29

99377
ON/OFF
3 - 6 art.
138 x 22 x h 21
64

C-E100004
0/1-10V
3 - 4 art.
124 x 22 x h 22
31

C-E100005
DALI/PUSH
2 - 4 art.
124 x 22 x h 22
31

CM

83159
DALI DT8
2 - 3 art.
202 x 58 x h 30
66

C-E500003
Dimmer DMX
1 - 6 art.
107 x 96 x h 39

DMX
Controllers
Pag 963

Driver CV
CV 48V
Pag. 951

CN

83159
DALI DT8
1 - 2 art.
202 x 58 x h 30
66

C-E500003
Dimmer DMX
1 - 2 art.
107 x 96 x h 39

DMX
Controllers
Pag 963

Driver CV
CV 48V
Pag. 951

CO

83159
DALI DT8
1 art.
202 x 58 x h 30
66

C-E500003
Dimmer DMX
1 art.
107 x 96 x h 39

DMX
Controllers
Pag 963

Driver CV
CV 48V
Pag. 951

D1

89145
ON/OFF
1 art.
138 x 22 x h 21
29

99375
ON/OFF
2 - 3 art.
138 x 22 x h 21
29

C-E100010
0/1-10V
1 art.
138 x 22 x h 22
31

C-E100011
DALI/PUSH
1 art.
138 x 22 x h 22
31

O1

99375
ON/OFF
1 art.
138 x 22 x h 21
29

99115
0/1-10V
1 art.
210 x 48 x h 25
56

83322
DALI/PUSH
1 art.
149 x 37 x h 31
48

Q1

99106
ON/OFF
1 art.
103 x 58 x h 27
64

99115
0/1-10V
1 art.
210 x 48 x h 28
56

C-E100001
DALI/PUSH
1 art.
131 x 44 x h 30
54

T1

99147
ON/OFF
1 art.
103 x 58 x h 27
64

83008
0/1-10V, DALI/PUSH
1 art.
124 x 79 x h 22
84

C-E100016
DALI/PUSH
1 art.
131 x 44 x h 30
54

V1

99239
ON/OFF
1 art.
103 x 58 x h 27
64

83008
0/1-10V, DALI/PUSH
1 art.
124 x 79 x h 22
84

99345
DALI/PUSH
1 art.
210 x 48 x h 28
56



ILLUMINATOR

Aluminium body.



High Efficiency

PREVIOUS VERSION **Illuminator**		NEW VERSION **Illuminator V2**	
old 15 W 3000K **1677 lm S**	→	new 12,5 W 3000K **1950 lm S**	**+273 lm**
old 25 W 3000K **2794 lm S**	→	new 23 W 3000K **3384 lm S**	**+590 lm**







Illuminator | arrayLED | 700 mA | 6,5 W DC





C.C. IP20

	Cct	lm S - lm D	Opt
CRI 90			
AM **80338**	**M**	715 - 647	**15** (15°)
	W	748 - 677	**30** (26°)
	N	805 - 729	**60** (52°)

Electronics: **I1** (pag 130)

Illuminator | Adjustable recessed casing



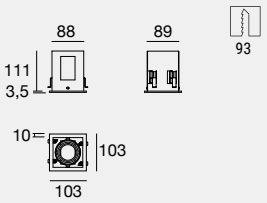

1 x lamp

WH **99485**
BB **99488**

Accessories (pag 131)

Illuminator | Adjustable recessed casing



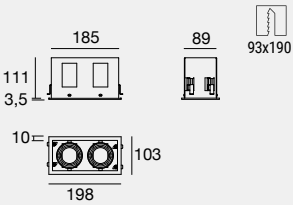

2 x lamp

WH **99486**
BB **99489**

Accessories (pag 131)

Illuminator | Adjustable recessed casing



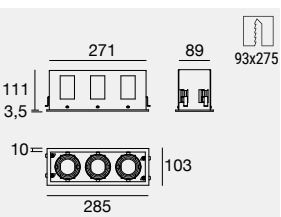

3 x lamp

WH **99487**
BB **99490**

Accessories (pag 131)

Finishes

WH White AM Anodised Aluminium
BB Black

Cct

M 2700 **N** 4000
W 3000

Illuminator | V2 | arrayLED | 350 mA 12,5 W DC | 630 mA 23 W DC



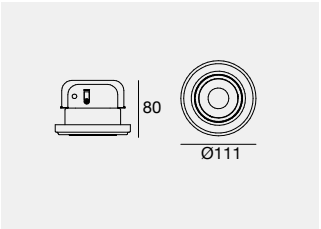

	Fin	Cct	lm S - lm D 12,5 W DC	lm S - lm D 23 W DC	Opt
CRI 90					
C00400	**WH**	**M**	1815 - 1470	3342 - 2716	**SP** (19°)
	BB	**W**	1837 - 1488	3384 - 2745	**ML** (39°)
		N	1950 - 1580	3517 - 2859	**WF** (50°)

Electronics: 12,5W **O1** - 23W **R1** (pag 130) | Optics & Accessories (pag 131)

Illuminator | Adjustable recessed casing



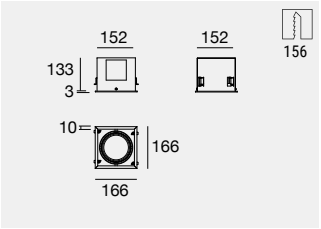

1 x lamp

WH **99497**
BB **99500**

Accessories (pag 131)

Illuminator | Adjustable recessed casing



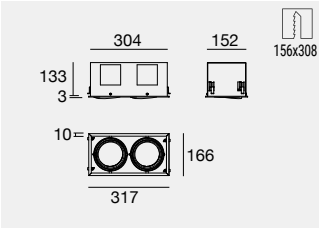

2 x lamp

WH **99498**
BB **99501**

Accessories (pag 131)

Illuminator | Adjustable recessed casing



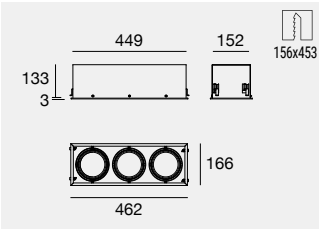

3 x lamp

WH **99499**
BB **99502**

Accessories (pag 131)

Electronics

I1

99735
ON/OFF
1 art.
134 x 37 x h 31
48

99147
ON/OFF
2 - 3 art.
103 x 58 x h 27
64

99733
0/1-10V
1 art.
134 x 37 x h 31
48

83323
DALI/PUSH
1 art.
134 x 37 x h 31
48

C-E100016
DALI/PUSH
2 - 4 art.
131 x 44 x h 30
54

R1

99105
ON/OFF
1 art.
103 x 58 x h 27
64

99115
0/1-10V
1 art.
210 x 48 x h 28
56

C-E100001
DALI/PUSH
1 art.
131 x 44 x h 30
54

O1

99375
ON/OFF
1 art.
138 x 22 x h 21
29

99115
0/1-10V
1 art.
210 x 48 x h 25
56

83322
DALI/PUSH
1 art.
149 x 37 x h 31
48

Finishes
WH White
BB Black

Cct
M 2700 **N** 4000
W 3000

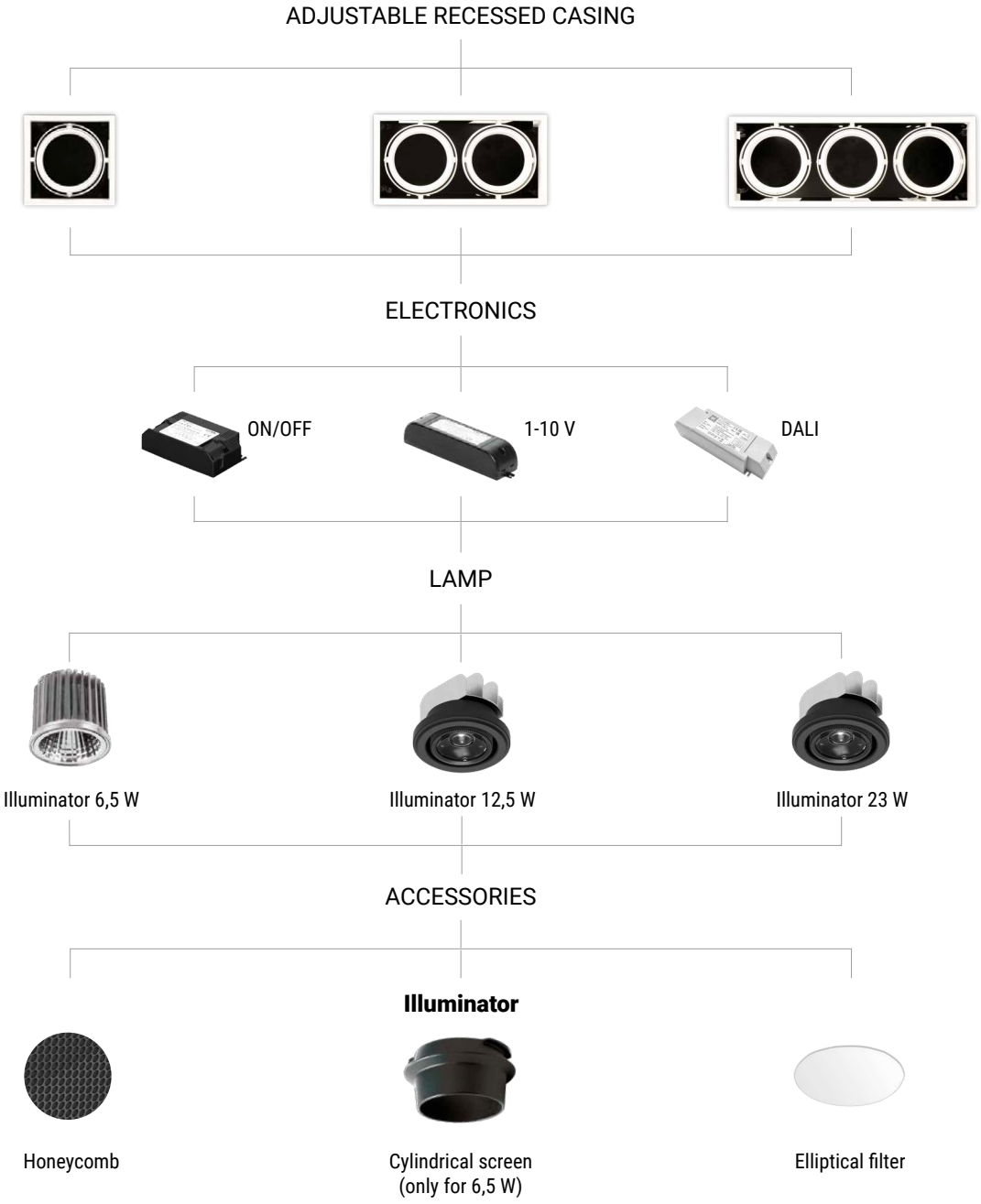

Optics & Accessories

Optics kit for LED module Ø60



C-U300009 Spot lens kit (15°)
C-U300010 Medium Flood lens kit (30°)
C-U300011 Wide Flood lens kit (45°)

suitable for: Illuminator 12,5W/23W



BB **99554** Cylindrical screen
suitable for: Illuminator 6,5W



TR **99552** Elliptical filter
suitable for: Illuminator 6,5W

TR **C-U300007** Elliptical filter
suitable for: Illuminator 12,5W/23W



BB **99550** Honeycomb
suitable for: Illuminator 6,5W

BB **C-U300008** Honeycomb
suitable for: Illuminator 12,5W/23W

Finishes

TR Transparent
BB Black



PROJECTORS & TRACK SYSTEMS



FRANTOIO CENTUMBRIE
Agello - Perugia (Italy)

Project: Architect Gianmarco Balucani

System and Lighting Designer:
Prait, Simone Suriani

Designer: Miriam Cinaglia

Photography: Matteo Canestraro

Projectors & Track systems range index

Pound

Pound_T

138-141

Pound_T Super Spot

138

Pound Focus

141-143

Pound Shaper


146-148

Optus

Optus_T


155,156

Optus_Ww

158

Optus_W2

160

Optus_W3

160

Rollip35_T

Rollip35_T
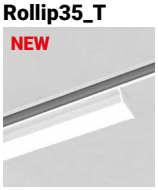

163

Cell

Cell_Ww track


165

Track system

Track system

168

Navata

Navata_Optus

172

Navata Pound Shaper


174

Base

175

Creek

Creek Optus

178

POUND

Aluminium body





_Shaper

W	11-27
mm	**Ø 48-85**
Cct	2700-3000-4000
Opt	**Shaper short** **medium-distance**
Elec.	D.O.B-DALI 2-Push Bluetooth
Col.	WH BB

_T

W	8-13-15-23-26-32,5-34
mm	**Ø 48-65-85**
Cct	2700-3000-4000-DW
Opt	**Spot-Flood-M.Flood** **M.W.Flood-W.Flood**
Elec.	On/Off-DALI 2-Push D.O.B-Bluetooth
Col.	WH BB

_Focus

W	13-23-32,5
mm	**Ø 48-65-85**
Cct	2700-3000-4000
Opt	**Focus**
Elec.	DALI 2-Push D.O.B Bluetooth
Col.	WH BB

_T Super Spot

W	7,2
mm	**Ø 48**
Cct	2700 3000 4000
Opt	**Narrow Spot**
Elec.	DALI 2-Push
Col.	WH BB

Pound family

Pound_BS	Pound_BC	Pound_S	Pound_Wall
			
232	232	233	233

Shaper

Pound shaper is the professional profiler in the i-LèD projector range. It was developed to highlight and emphasise museum works of different shapes and sizes thanks to the shaping system that minimises the outflow of reflections from the optical compartment. It is easy to use and available in 2 powers, 11 or 27 watts, with two different lenses designed to adapt to any distance. The track-mounted projectors make the most of technology Shaper are perfect for meeting the countless needs of any field, from retail spaces to museums.





Acro Optic Technology®



Conventional Optic Shaper

Pound Super spot

The Pound range offers a special version with an extremely small opening angle (8°). Thanks to a Fresnel lens, pound can reach small objects over long distances and accentuate details in museum or retail environments.

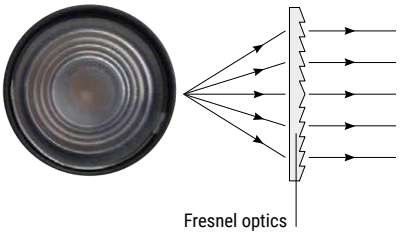

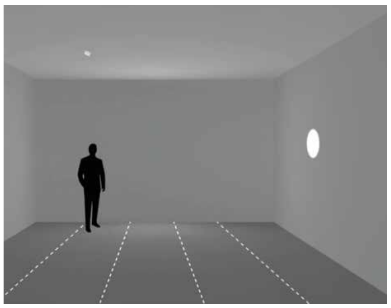

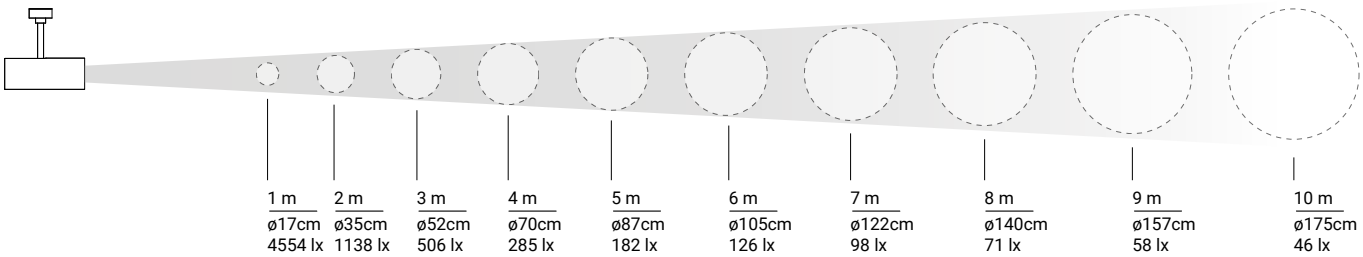

Pound_T | arrayLED | 176-264 V AC | 13 W DC - 15,5 W AC



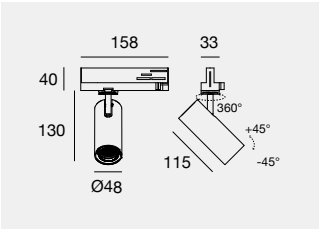

IP20

	Cct	lm S - lm D	Opt
CRI 98 - Specialty			
WH **81629**	**W**	1482 - 1215	**15** (17°)
BB **81630**			**30** (25°)
			60 (42°)
CRI 98 - Fidelity			
WH **81627**	**M**	1502 - 1232	**15** (17°)
BB **81628**	**W**	1559 - 1278	**30** (25°)
	N	1676 - 1374	**60** (42°)
CRI 90 - Balance			
WH **81625**	**M**	1669 - 1369	**15** (17°)
BB **81626**	**W**	1771 - 1452	**30** (25°)
	N	1863 - 1528	**60** (42°)

Optic & accessories: (pag 150)

Pound_T | arrayLED | 176-264 V AC | 26 W DC - 29 W AC



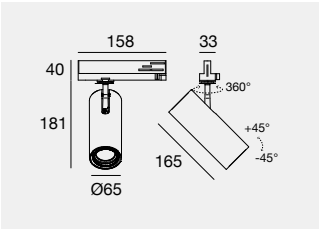

IP20

	Cct	lm S - lm D	Opt
CRI 98 - Specialty			
WH **81635**	**W**	3315 - 2354	**15** (19°)
BB **81636**			**30** (37°)
			60 (63°)
CRI 98 - Fidelity			
WH **81633**	**M**	3204 - 2275	**15** (19°)
BB **81634**	**W**	3278 - 2327	**30** (37°)
	N	3485 - 2474	**60** (63°)
CRI 90 - Balance			
WH **81631**	**M**	3558 - 2384	**15** (19°)
BB **81632**	**W**	3725 - 2645	**30** (37°)
	N	3874 - 2750	**60** (63°)

Optic & accessories: (pag 150)

Pound_T | arrayLED | 176-264 V AC | 34 W DC - 39 W AC



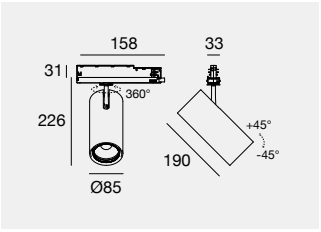

IP20

	Cct	lm S - lm D	Opt
CRI 98 - Specialty			
WH **81641**	**W**	4196 - 3638	**15** (17°)
BB **81642**			**30** (26°)
			60 (57°)
CRI 98 - Fidelity			
WH **81639**	**M**	4460 - 3867	**15** (17°)
BB **81640**	**W**	4416 - 3829	**30** (26°)
	N	4695 - 4070	**60** (57°)
CRI 90 - Balance			
WH **81637**	**M**	4956 - 4297	**15** (17°)
BB **81638**	**W**	5019 - 4351	**30** (26°)
	N	5216 - 4522	**60** (57°)

Optic & accessories: (pag 150)

Pound_T Super Spot | powerLED | 176-264 V AC | 7,2 W DC - 9 W AC

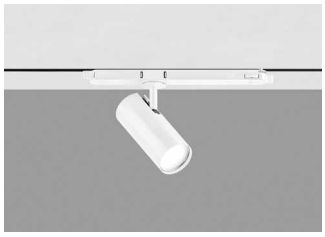

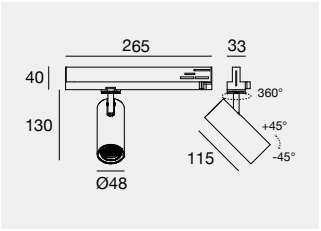

IP20 **DALI** 2 **DALI** PUSH

	Cct	lm S - lm D	Opt
CRI 90 - Balance			
WH **81954**	**M**	614 - 260	**08** (8°)
BB **81955**	**W**	657 - 278	
	N	709 - 300	

Colors **Cct**

WH White **M** 2700 **N** 4000
BB Black **W** 3000

Pound_T | arrayLED | 176-264 V AC | 13 W DC - 15,5 W AC



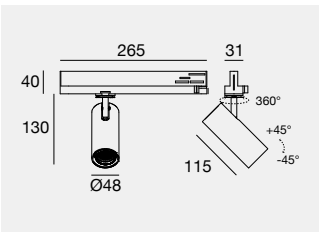

IP20 | DALI 2 | DALI PUSH

	Cct	lm S - lm D	Opt
CRI 98 - Specialty			
WH **82611**	**W**	1482 - 1215	**15** (17°)
BB **82612**			**30** (25°)
			60 (42°)
CRI 98 - Fidelity			
WH **82609**	**M**	1502 - 1232	**15** (17°)
BB **82610**	**W**	1559 - 1278	**30** (25°)
	N	1676 - 1374	**60** (42°)
CRI 90 - Balance			
WH **82607**	**M**	1669 - 1369	**15** (17°)
BB **82608**	**W**	1771 - 1452	**30** (25°)
	N	1863 - 1528	**60** (42°)

Optic & accessories: (pag 150)

Pound_T | arrayLED | 176-264 V AC | 26 W DC - 29 W AC



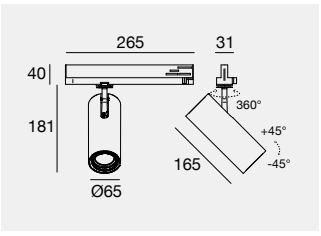

IP20 | DALI 2 | DALI PUSH

	Cct	lm S - lm D	Opt
CRI 98 - Specialty			
WH **81812**	**W**	3315 - 2354	**15** (19°)
BB **81813**			**30** (37°)
			60 (63°)
CRI 98 - Fidelity			
WH **81810**	**M**	3204 - 2275	**15** (19°)
BB **81811**	**W**	3278 - 2327	**30** (37°)
	N	3485 - 2474	**60** (63°)
CRI 90 - Balance			
WH **81808**	**M**	3558 - 2384	**15** (19°)
BB **81809**	**W**	3725 - 2645	**30** (37°)
	N	3874 - 2750	**60** (63°)

Optic & accessories: (pag 150)

Pound_T | arrayLED | 176-264 V AC | 34 W DC - 39 W AC



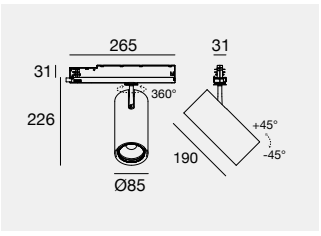

IP20 | DALI 2 | DALI PUSH

	Cct	lm S - lm D	Opt
CRI 98 - Specialty			
WH **81756**	**W**	4196 - 3638	**15** (17°)
BB **81757**			**30** (26°)
			60 (57°)
CRI 98 - Fidelity			
WH **81754**	**M**	4460 - 3867	**15** (17°)
BB **81755**	**W**	4416 - 3829	**30** (26°)
	N	4695 - 4070	**60** (57°)
CRI 90 - Balance			
WH **81752**	**M**	4956 - 4297	**15** (17°)
BB **81753**	**W**	5019 - 4351	**30** (26°)
	N	5216 - 4522	**60** (57°)

Optic & accessories: (pag 150)

Pound_T | Dynamic White | arrayLED | 176-264 V AC | 8 W DC - 9 W AC (x channel)



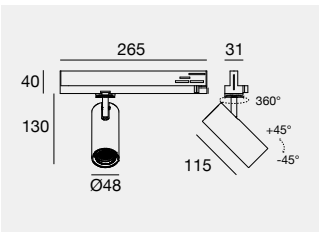

IP20 | DALI 2 | DALI DW DT8

	Cct		Opt
CRI 90			
WH **84165**	**D**	2700K - 5700K Dynamic White	**15** (17°)
BB **84166**			**30** (26°)
			60 (57°)

Optic & accessories: (pag 150)

Pound_T | Dynamic White | arrayLED | 176-264 V AC | 15 W DC - 17,5 W AC (x channel)



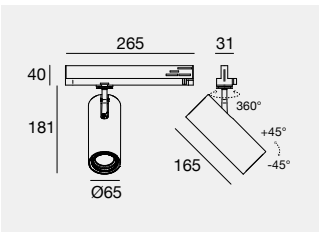

IP20 DALI 2 DW DT8

	Cct		Opt
CRI 90			
WH **84167**	**D**	2700K - 5700K Dynamic White	**15** (19°)
BB **84168**			**30** (37°)
			60 (63°)

Optic & accessories: (pag 150)

Pound_T | arrayLED | 198-264 V AC | 13 W DC - 15,5 W AC



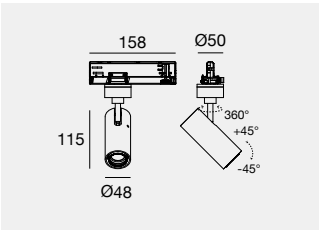

IP20 Technology Partner SILVAIR

	Cct	Im S - Im D	Opt
CRI 98 - Specialty			
WH **83799**	**W**	1482 - 1215	**15** (17°)
BB **83800**			**30** (25°)
			60 (42°)
CRI 98 - Fidelity			
WH **83801**	**M**	1502 - 1232	**15** (17°)
BB **83802**	**W**	1559 - 1278	**30** (25°)
	N	1676 - 1374	**60** (42°)
CRI 90 - Balance			
WH **83803**	**M**	1669 - 1369	**15** (17°)
BB **83804**	**W**	1771 - 1452	**30** (25°)
	N	1863 - 1528	**60** (42°)

Optic & accessories: (pag 150)

Pound_T | arrayLED | 198-264 V AC | 23 W DC - 26 W AC



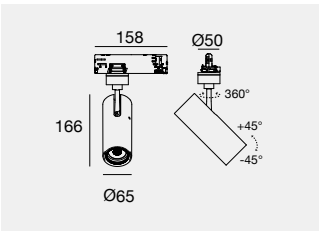

IP20 Technology Partner SILVAIR

	Cct	Im S - Im D	Opt
CRI 98 - Specialty			
WH **83805**	**W**	2748 - 2061	**15** (19°)
BB **83806**			**30** (37°)
			60 (63°)
CRI 98 - Fidelity			
WH **83807**	**M**	2827 - 2120	**15** (19°)
BB **83808**	**W**	2892 - 2169	**30** (37°)
	N	3075 - 2306	**60** (63°)
CRI 90 - Balance			
WH **83809**	**M**	3139 - 2354	**15** (19°)
BB **83810**	**W**	3287 - 2465	**30** (37°)
	N	3418 - 2563	**60** (63°)

Optic & accessories: (pag 150)

Pound_T | arrayLED | 198-264 V AC | 32,5 W DC - 37,5 W AC



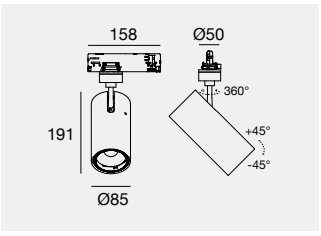

IP20 Technology Partner SILVAIR

	Cct	Im S - Im D	Opt
CRI 98 - Specialty			
WH **83811**	**W**	4014 - 3480	**15** (17°)
BB **83812**			**30** (26°)
			60 (57°)
CRI 98 - Fidelity			
WH **83823**	**M**	4266 - 3697	**15** (17°)
BB **83824**	**W**	4225 - 3663	**30** (26°)
	N	4491 - 3894	**60** (57°)
CRI 90 - Balance			
WH **83825**	**M**	4741 - 4110	**15** (17°)
BB **83826**	**W**	4801 - 4162	**30** (26°)
	N	4990 - 4326	**60** (57°)

Optic & accessories: (pag 150)

Colors
WH White
BB Black

Cct
M 2700
W 3000
N 4000
D 2700 - 5700

Pound_T | arrayLED | 198-264 V AC | 13 W DC - 15,5 W AC



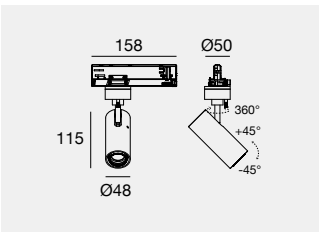

IP20 D.O.B.

	Cct	lm S - lm D	Opt
CRI 98 - Specialty			
WH **82408**	**M**	1320 - 1082	**15** (17°)
BB **82409**			**30** (25°)
			60 (42°)
CRI 98 - Fidelity			
WH **82406**	**M**	1338 - 1097	**15** (17°)
BB **82407**	**W**	1389 - 1139	**30** (25°)
	N	1493 - 1224	**60** (42°)
CRI 90 - Balance			
WH **82227**	**M**	1487 - 1219	**15** (17°)
BB **82228**	**W**	1578 - 1294	**30** (25°)
	N	1660 - 1361	**60** (42°)

Optic & accessories: (pag 150)

Pound_T | arrayLED | 198-264 V AC | 23 W DC - 26 W AC



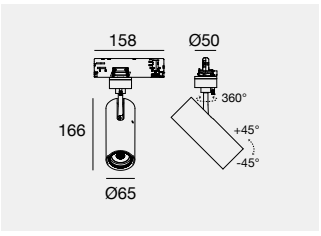

IP20 D.O.B.

	Cct	lm S - lm D	Opt
CRI 98 - Specialty			
WH **82412**	**M**	2748 - 2061	**15** (19°)
BB **82413**			**30** (37°)
			60 (63°)
CRI 98 - Fidelity			
WH **82410**	**M**	2827 - 2120	**15** (19°)
BB **82411**	**W**	2892 - 2169	**30** (37°)
	N	3075 - 2306	**60** (63°)
CRI 90 - Balance			
WH **82229**	**M**	3139 - 2354	**15** (19°)
BB **82230**	**W**	3287 - 2465	**30** (37°)
	N	3418 - 2563	**60** (63°)

Optic & accessories: (pag 150)

Pound_T | arrayLED | 198-264 V AC | 32,5 W DC - 37,5 W AC



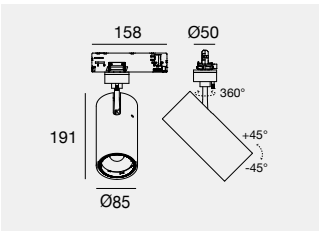

IP20 D.O.B.

	Cct	lm S - lm D	Opt
CRI 98 - Specialty			
WH **82416**	**W**	4014 - 3480	**15** (17°)
BB **82417**			**30** (26°)
			60 (57°)
CRI 98 - Fidelity			
WH **82414**	**M**	4266 - 3697	**15** (17°)
BB **82415**	**W**	4225 - 3663	**30** (26°)
	N	4491 - 3894	**60** (57°)
CRI 90 - Balance			
WH **82231**	**M**	4741 - 4110	**15** (17°)
BB **82232**	**W**	4801 - 4162	**30** (26°)
	N	4990 - 4326	**60** (57°)

Optic & accessories: (pag 150)

Pound Focus | arrayLED | 176-264 V AC | 13 W DC - 15,5 W AC



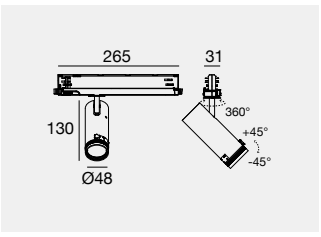

IP20 DALI 2 DALI PUSH

	Cct	lm S - lm D	Opt
CRI 98 - Fidelity			
WH **82422**	**M**	1502 - On req	**85** (14°-47°)
BB **82423**	**W**	1559 - On req	
	N	1676 - On req	
CRI 90 - Balance			
WH **81987**	**M**	1669 - On req	**85** (14°-47°)
BB **81988**	**W**	1771 - On req	
	N	1863 - On req	

Optic & accessories: (pag 150)

Pound Focus | arrayLED | 176-264 V AC | 23 W DC - 29 W AC



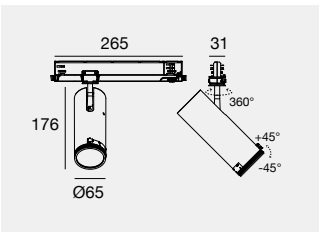

IP20 — DALI 2 — DALI PUSH

	Cct	lm S - lm D	Opt
CRI 98 - Fidelity			
WH 82438	M	2827 - On req	85 (16°-65°)
BB 82439	W	2892 - On req	
	N	3075 - On req	
CRI 90 - Balance			
WH 81989	M	3139 - On req	85 (16°-65°)
BB 81990	W	3287 - On req	
	N	3418 - On req	

Optic & accessories: (pag 150)

Pound Focus | arrayLED | 176-264 V AC | 32,5 W DC - 37 W AC



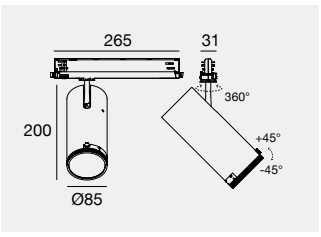

IP20 — DALI 2 — DALI PUSH

	Cct	lm S - lm D	Opt
CRI 98 - Fidelity			
WH 82440	M	4266 - On req	85 (17°-60°)
BB 82441	W	4225 - On req	
	N	4491 - On req	
CRI 90 - Balance			
WH 81991	M	4741 - On req	85 (17°-60°)
BB 81992	W	4801 - On req	
	N	4990 - On req	

Optic & accessories: (pag 150)

Pound Focus | arrayLED | 198-264 V AC | 13 W DC - 15,5 W AC



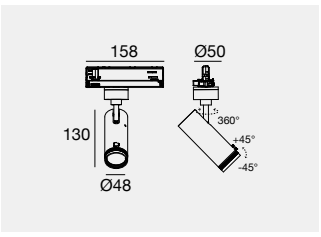

IP20 — Technology Partner SILVAIR

	Cct	lm S - lm D	Opt
CRI 98 - Fidelity			
WH 83827	M	1502 - On req	85 (14°-47°)
BB 83828	W	1559 - On req	
	N	1676 - On req	
CRI 90 - Balance			
WH 83829	M	1669 - On req	85 (14°-47°)
BB 83830	W	1771 - On req	
	N	1863 - On req	

Optic & accessories: (pag 150)

Pound Focus | arrayLED | 198-264 V AC | 23 W DC - 29 W AC



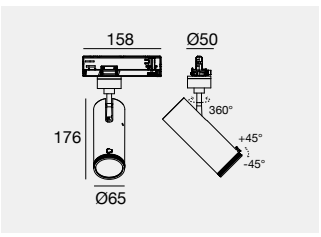

IP20 — Technology Partner SILVAIR

	Cct	lm S - lm D	Opt
CRI 98 - Fidelity			
WH 83831	M	2827 - On req	85 (16°-65°)
BB 83832	W	2892 - On req	
	N	3075 - On req	
CRI 90 - Balance			
WH 83833	M	3139 - On req	85 (16°-65°)
BB 83834	W	3287 - On req	
	N	3418 - On req	

Optic & accessories: (pag 150)

Pound Focus | arrayLED | 198-264 V AC | 32,5 W DC - 37 W AC



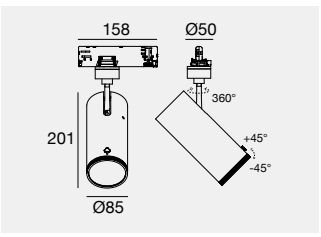

IP20 — Technology Partner SILVAIR

	Cct	lm S - lm D	Opt
CRI 98 - Fidelity			
WH 83835	M	4266 - On req	85 (17°-60°)
BB 83836	W	4225 - On req	
	N	4491 - On req	
CRI 90 - Balance			
WH 83839	M	4741 - On req	85 (17°-60°)
BB 83840	W	4801 - On req	
	N	4990 - On req	

Optic & accessories: (pag 150)

Colors — WH White, BB Black

Cct — M 2700, W 3000, N 4000

Pound Focus | arrayLED | 198-264 V AC | 13 W DC - 15,5 W AC



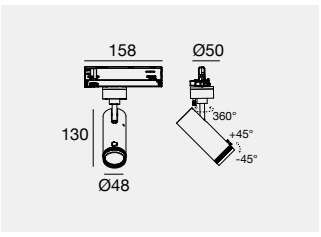

IP20 D.O.B.

	Cct	lm S - lm D	Opt
CRI 98 - Fidelity			
WH **82444**	**M**	1338 - On req	**85** (14°-47°)
BB **82445**	**W**	1389 - On req	
	N	1493 - On req	
CRI 90 - Balance			
WH **82105**	**M**	1487 - On req	**85** (14°-47°)
BB **82106**	**W**	1578 - On req	
	N	1660 - On req	

Optic & accessories: (pag 150)

Pound Focus | arrayLED | 198-264 V AC | 23 W DC - 29 W AC



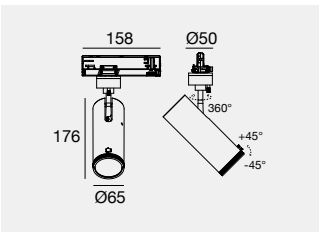

IP20 D.O.B.

	Cct	lm S - lm D	Opt
CRI 98 - Fidelity			
WH **82446**	**M**	2827 - On req	**85** (16°-65°)
BB **82447**	**W**	2892 - On req	
	N	3075 - On req	
CRI 90 - Balance			
WH **82107**	**M**	3139 - On req	**85** (16°-65°)
BB **82108**	**W**	3287 - On req	
	N	3418 - On req	

Optic & accessories: (pag 150)

Pound Focus | arrayLED | 198-264 V AC | 32,5 W DC - 37 W AC



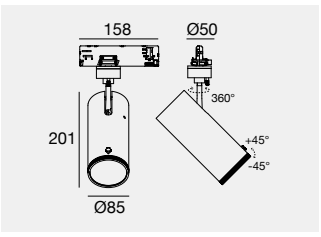

IP20 D.O.B.

	Cct	lm S - lm D	Opt
CRI 98 - Fidelity			
WH **82448**	**M**	4266 - On req	**85** (17°-60°)
BB **82449**	**W**	4225 - On req	
	N	4491 - On req	
CRI 90 - Balance			
WH **82109**	**M**	4741 - On req	**85** (17°-60°)
BB **82110**	**W**	4801 - On req	
	N	4990 - On req	

Optic & accessories: (pag 150)



CARIVERONA FOUNDATION
Verona (Italy)

Photography:
Francesca Parolin



Pound Shaper_medium | arrayLED | 176-264 V AC | 11 W DC - 13 W AC



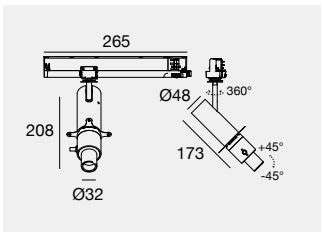

IP20

DALI 2 DALI PUSH

	Cct	lm S - lm D	Opt
CRI 98 - Fidelity			
WH **76661**	**M**	1338 - On req	**66** (Shaper Medium)
BB **76662**	**W**	1389 - On req	
	N	1493 - On req	

Accessories: (pag 150)

Pound Shaper_distance | arrayLED | 176-264 V AC | 11 W DC - 13 W AC



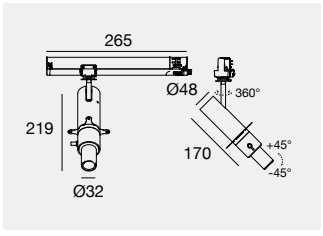

IP20

DALI 2 DALI PUSH

	Cct	lm S - lm D	Opt
CRI 98 - Fidelity			
WH **76659**	**M**	1338 - On req	**66** (Shaper Long)
BB **76660**	**W**	1389 - On req	
	N	1493 - On req	

Accessories: (pag 150)

Profiling Report



Pound Shaper_medium 11W

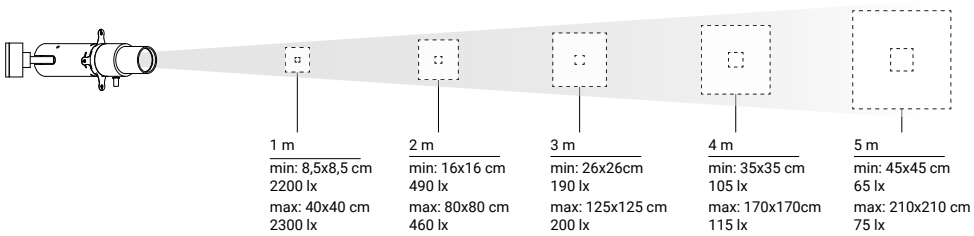



Pound Shaper_distance 11W

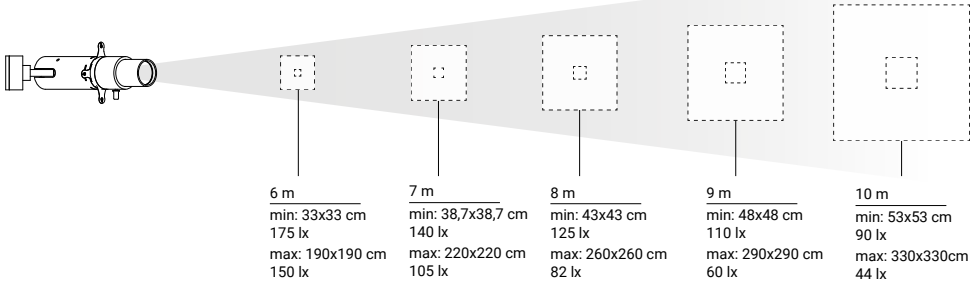

Colors

WH White
BB Black

Cct

M 2700 **N** 4000
W 3000

Pound Shaper_short | arrayLED | 176-264 V AC | 27 W DC - 30 W AC



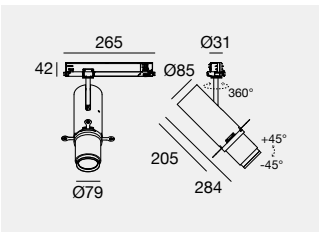

IP20 NEW — DALI 2 DALI PUSH

	Cct	lm S - lm D	Opt
CRI 98 - Fidelity			
WH **76052**	**M**	3658 - On req	**66** (Shaper Short)
BB **76053**	**W**	3622 - On req	
	N	3851 - On req	

Accessories: (pag 150)

Pound Shaper_distance | arrayLED | 176-264 V AC | 27 W DC - 30 W AC



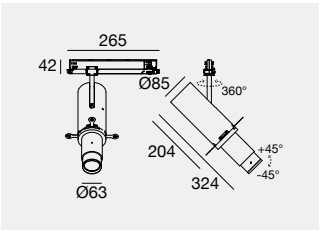

IP20 — DALI 2 DALI PUSH

	Cct	lm S - lm D	Opt
CRI 98 - Fidelity			
WH **82072**	**M**	3658 - On req	**66** (Shaper Long)
BB **82114**	**W**	3622 - On req	
	N	3851 - On req	

Accessories: (pag 150)

Pound Shaper_medium | arrayLED | 198-264 V AC | 11 W DC - 13 W AC



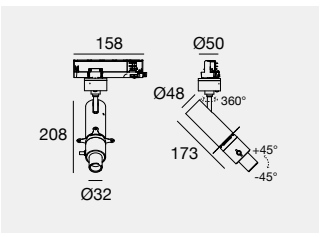

IP20 — Technology Partner SILVAIR

	Cct	lm S - lm D	Opt
CRI 98 - Fidelity			
WH **76665**	**M**	1338 - On req	**66** (Shaper Medium)
BB **76666**	**W**	1389 - On req	
	N	1493 - On req	

Accessories: (pag 150)

Pound Shaper_distance | arrayLED | 198-264 V AC | 11 W DC - 13 W AC



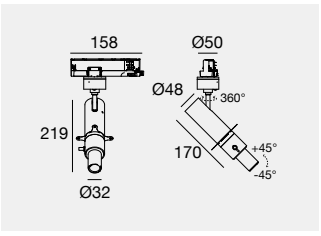

IP20 — Technology Partner SILVAIR

	Cct	lm S - lm D	Opt
CRI 98 - Fidelity			
WH **76663**	**M**	1338 - On req	**66** (Shaper Long)
BB **76664**	**W**	1389 - On req	
	N	1493 - On req	

Accessories: (pag 150)

Pound Shaper_short | arrayLED | 198-264 V AC | 27 W DC - 30 W AC



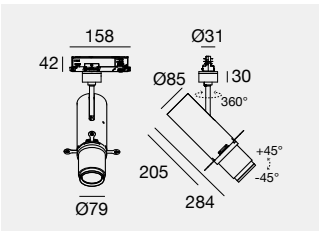

IP20 NEW — Technology Partner SILVAIR

	Cct	lm S - lm D	Opt
CRI 98 - Fidelity			
WH **76054**	**M**	3658 - On req	**66** (Shaper Short)
BB **76055**	**W**	3622 - On req	
	N	3851 - On req	

Accessories: (pag 150)

Pound Shaper_distance | arrayLED | 198-264 V AC | 27 W DC - 30 W AC



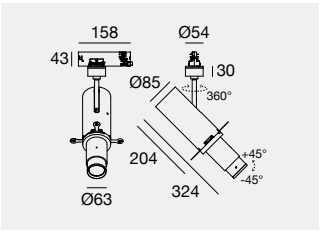

IP20 — Technology Partner SILVAIR

	Cct	lm S - lm D	Opt
CRI 98 - Fidelity			
WH **83899**	**M**	3658 - On req	**66** (Shaper Long)
BB **83900**	**W**	3622 - On req	
	N	3851 - On req	

Accessories: (pag 150)

Pound Shaper_medium | arrayLED | 198-264 V AC | 11 W DC - 13 W AC



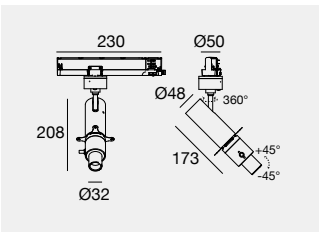

IP20 D.O.B.

	Cct	lm S - lm D	Opt
CRI 98 - Fidelity			
WH **76669**	**M**	1338 - On req	**66** (Shaper Medium)
BB **76670**	**W**	1389 - On req	
	N	1493 - On req	

Accessories: (pag 150)

Pound Shaper_distance | arrayLED | 198-264 V AC | 11 W DC - 13 W AC



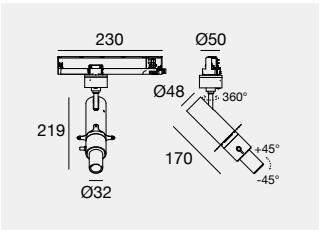

IP20 D.O.B.

	Cct	lm S - lm D	Opt
CRI 98 - Fidelity			
WH **76667**	**M**	1338 - On req	**66** (Shaper Long)
BB **76668**	**W**	1389 - On req	
	N	1493 - On req	

Accessories: (pag 150)

Pound Shaper_short | arrayLED | 198-264 V AC | 27 W DC - 30 W AC



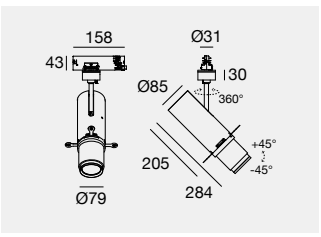

IP20 NEW D.O.B.

	Cct	lm S - lm D	Opt
CRI 98 - Fidelity			
WH **76056**	**M**	3658 - On req	**66** (Shaper Short)
BB **76057**	**W**	3622 - On req	
	N	3851 - On req	

Accessories: (pag 150)

Pound Shaper_distance | arrayLED | 198-264 V AC | 27 W DC - 30 W AC



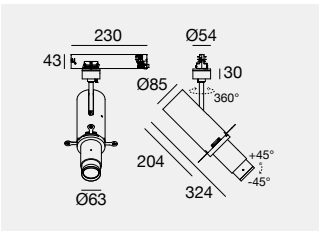

IP20 D.O.B.

	Cct	lm S - lm D	Opt
CRI 98 - Fidelity			
WH **82121**	**M**	3658 - On req	**66** (Shaper Long)
BB **82122**	**W**	3622 - On req	
	N	3851 - On req	

Accessories: (pag 150)



Optics



TR **99805** Spot
TR **99806** Flood
TR **99807** W.Flood
suitable for: Pound_T 13W



TR **C-U300015** Spot
TR **C-U300016** Flood
TR **C-U300017** W.Flood
suitable for: Pound_T 32,5W - 34W



TR **99827** Spot
TR **99828** Flood
TR **99829** W.Flood
suitable for: Pound_T 23W / 26W / 8W (Dynamic White)



TR **99808** Spot
TR **99809** Flood
TR **99810** W.Flood
suitable for: Pound_T 15W (Dynamic White)

Accessories

Adamus-T



BB **C-E700008** Controller DALI-TWIL
suitable for: Pound DALI2



BB **99775** Elliptical filter
suitable for: Pound_T 13W

BB **99781** Elliptical filter
suitable for: Pound_T 23W / 26W

BB **C-U300013** Elliptical filter
suitable for: Pound_T 32,5W / 34W



BB **99777** Cross louvre
suitable for: Pound_T 13W

BB **99779** Cross louvre
suitable for: Pound_T 23W / 26W

BB **C-U300031** Cross louvre
suitable for: Pound_T 32,5W / 34W



BB **99773** 45° Cylindrical screen
suitable for: Pound_T 13W

BB **99782** 45° Cylindrical screen
suitable for: Pound_T 23W / 26W

BB **C-U300030** 45° Cylindrical screen
suitable for: Pound_T 32,5W / 34W



BB **99776** Honeycomb
suitable for: Pound_T 13W

BB **99780** Honeycomb
suitable for: Pound_T 23W / 26W



BB **C-U300014** Honeycomb
suitable for: Pound_T 32,5W / 34W



BB **99774** Cylindrical screen
suitable for: Pound_T 13W

BB **99783** Cylindrical screen
suitable for: Pound_T 23W / 26W

BB **C-U300029** Cylindrical screen
suitable for: Pound_T 32,5W / 34W



BB **99853** Gobo accessory
suitable for: Pound Shaper 27W

Colors
BB Black
TR Transparent



BHARTIYA
Milan (Italy)

Project: Architect
Cristina Broggi

Photography:
Andrea Badoni Initial content

OPTUS

Aluminium body



Extensive range of products
The Optus range of products comes in three different application: recessed (Optus_EX), wall-mounted (Optus_W) and track-mounted projector (Optus_T). Given its unmistakable design, it becomes an effective tool when working in spaces with several applications while maintaining the same product design.





Optus_W2
Optus_W3
Page 160

	_T
W	8,5-16
mm	**Ø 66**
Cct	2700-3000-4000
Opt	**Ultra Spot-Spot** **Medium Flood** **Wide Flood**
Elec.	On/Off-DALI 2-Push
Col.	WH BB

	_T
W	24
mm	**Ø 90**
Cct	2700-3000-4000
Opt	**Spot** **Flood** **Wide Flood**
Elec.	On/Off-DALI 2-Push
Col.	WH BB

	_T
W	34
mm	**Ø 105**
Cct	2700-3000-4000-5000
Opt	**Spot-Flood** **Medium Wide Flood** **Wide Flood**
Elec.	On/Off-DALI 2-Push
Col.	WH BB

	_Ww
W	17-27
mm	**Ø 90-105**
Cct	2700-3000-4000
Opt	**Adjustable Wall Washer**
Elec.	On/Off DALI 2 - D.O.B Bluetooth
Col.	WH BB

Optus family	**Optus_EX**	**Optus_EX**	**Optus_EX**	**Optus_EX**
				
	124	124	124	125

In spite of its ultra-compact dimensions, Optus_T contains several technological bonuses; first of all the adoption of TIR optics capable of reducing secondary beams. Secondly, the attachment of the product is designed to disappear into the three-phase track, a device that allows to further reduce the space.
Not just technology: the compact and minimal design makes Optus_T a versatile solution, suitable for various contexts, from retail to museums.

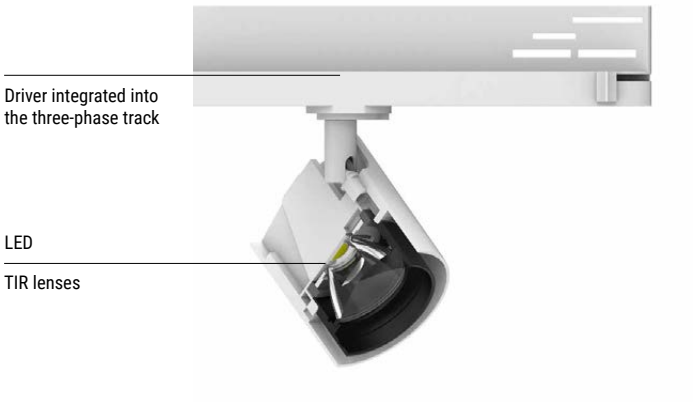

Diode varieties
The Optus_T range of products offers the highest combination-source degree, given that it is fit for LED Balance - CRI 90, Specialty - CRI 98 and Fidelity - CRI 98 diodes. This allows obtaining maximum versatility of use, given that Optus_T can be installed in various environments ranging from museums to retail, depending on the specific type of source chosen.

M 2700K
Light suitable for cheeses and baked goods

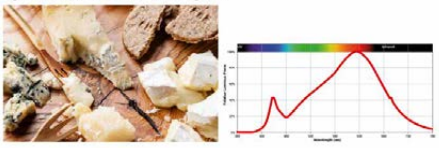

W 3000K
Light suitable for fruit and vegetables



C 5000K
Light suitable for fish and frozen foods

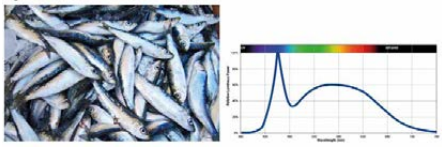

5000 K on request

Optus_Ww
Optus_Ww is equipped with the new technology for light control through the mechanical Sliding Kickers and Sliding Hood systems located in the body of the projector. The technology developed by the i-LèD technical offices rewrites the technical lighting rules and allows precise shaping at any distance. Optus_Ww is adaptive to the space and to the object being lit.



Variable dynamic optics
A unique focal accessory on the market which allows the focus and/or zoom of the light beam to be adjusted using two specific rings. The plug and play installation allows for dynamic and versatile light in any situation.





Focal Kit Ø66 (min 16° / max 50°) Focal Kit Ø90 / Ø105 (min 16° / max 42°)



EUROSPAR - La Cooperativa di Cortina
Cortina d'Ampezzo - Belluno (Italy)

Project: Franco Bolzonello, Technical Director of the affiliated Aspiag Service division

Executive Project:
Carlo Saccardo, BS89 Architetti

Photography:
Studio De Sandre

Optus_T | arrayLED | 198-264 V AC | 8,5 W DC - 9 W AC



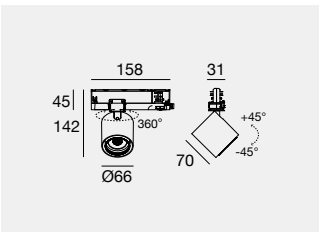

IP20 NEW

	Fin	Cct	lm S - lm D	Opt
Balance - On-Off				
C00485	**WH**	**M**	683 - 514	**US** (6°)
	BB	**W**	731 - 551	
		N	788 - 594	

Optic & accessories: (pag 161)

Optus_T | arrayLED | 198-264 V AC | 16 W DC - 18 W AC



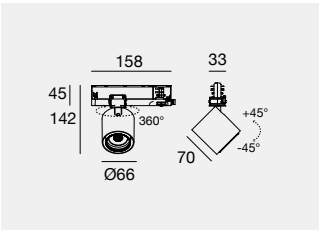

IP20

	Cct	lm S - lm D	Opt
CRI 98 - Specialty			
WH **77048**	**W**	2150 - 1556	**15** (18°)
BB **77049**			**30** (38°)
			60 (50°)
CRI 98 - Fidelity			
WH **77050**	**M**	2212 - 1601	**15** (18°)
BB **77051**	**W**	2263 - 1638	**30** (38°)
	N	2406 - 1741	**60** (50°)
CRI 90 - Balance			
WH **77052**	**M**	2457 - 1784	**15** (18°)
BB **77053**	**W**	2572 - 1869	**30** (38°)
	N	2675 - 1946	**60** (50°)

Optic & accessories: (pag 161)

Optus_T | arrayLED | 176-264 V AC | 24 W DC - 27 W AC



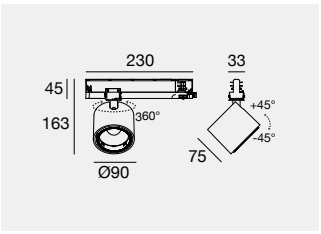

IP20

	Cct	lm S - lm D	Opt
CRI 98 - Specialty			
WH **82239**	**W**	3242 - 2587	**15** (17°)
BB **82240**			**30** (25°)
			60 (53°)
CRI 98 - Fidelity			
WH **82237**	**M**	3446 - 2750	**15** (17°)
BB **82238**	**W**	3412 - 2723	**30** (25°)
	N	3627 - 2895	**60** (53°)
CRI 90 - Balance			
WH **82235**	**M**	3829 - 3013	**15** (17°)
BB **82236**	**W**	3877 - 3106	**30** (25°)
	N	4030 - 3300	**60** (53°)

Optic & accessories: (pag 161)

Optus_T | arrayLED | 176-264 V AC | 34 W DC - 39 W AC



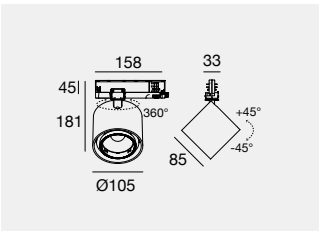

IP20

	Cct	lm S - lm D	Opt
CRI 98 - Specialty			
WH **81659**	**W**	4196 - 3350	**15** (17°)
BB **81660**			**30** (24°)
			60 (48°)
CRI 98 - Fidelity			
WH **81657**	**M**	4460 - 3563	**15** (17°)
BB **81658**	**W**	4416 - 3528	**30** (24°)
	N	4695 - 3751	**60** (48°)
CRI 90 - Balance			
WH **81655**	**M**	4956 - 3951	**15** (17°)
BB **81656**	**W**	5019 - 4011	**30** (24°)
	N	5216 - 4172	**60** (51°)
	C	* 5059 - 4051	

* **(C)** Cct 5000K available on request.

Optic & accessories: (pag 161)

Optus_T | arrayLED | 198-264 V AC | 8,5 W DC - 9 W AC



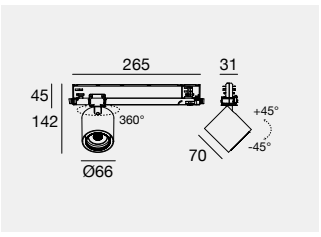

IP20 NEW

DALI 2 DALI PUSH

Fin	Cct	lm S - lm D	Opt
Balance - DALI			
C00486 WH	**M**	683 - 514	**US** (6°)
BB	**W**	731 - 551	
	N	788 - 594	

Optic & accessories: (pag 161)

Optus_T | arrayLED | 176-264 V AC | 16 W DC - 18 W AC



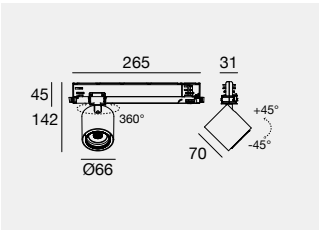

IP20

DALI 2 DALI PUSH

	Cct	lm S - lm D	Opt
CRI 98 - Specialty			
WH **77054**	**W**	2150 - 1556	**15** (18°)
BB **77055**			**30** (38°)
			60 (50°)
CRI 98 - Fidelity			
WH **77056**	**M**	2212 - 1601	**15** (18°)
BB **77057**	**W**	2263 - 1638	**30** (38°)
	N	2406 - 1741	**60** (50°)
CRI 90 - Balance			
WH **77058**	**M**	2457 - 1784	**15** (18°)
BB **77059**	**W**	2572 - 1869	**30** (38°)
	N	2675 - 1946	**60** (50°)

Optic & accessories: (pag 161)

Optus_T | arrayLED | 176-264 V AC | 24 W DC - 27 W AC



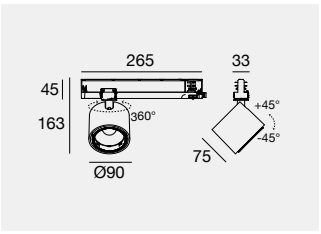

IP20

DALI 2 DALI PUSH

	Cct	lm S - lm D	Opt
CRI 98 - Specialty			
WH **82895**	**W**	3242 - 2587	**15** (17°)
BB **82896**			**30** (25°)
			60 (53°)
CRI 98 - Fidelity			
WH **82897**	**M**	3446 - 2750	**15** (17°)
BB **82898**	**W**	3412 - 2723	**30** (25°)
	N	3627 - 2895	**60** (53°)
CRI 90 - Balance			
WH **82899**	**M**	3829 - 3013	**15** (17°)
BB **82900**	**W**	3877 - 3106	**30** (25°)
	N	4030 - 3300	**60** (53°)

Optic & accessories: (pag 161)

Optus_T | arrayLED | 176-264 V AC | 34 W DC - 39 W AC



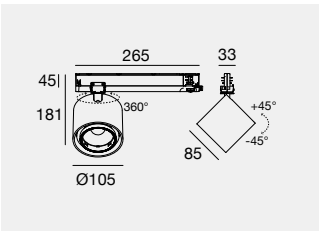

IP20

DALI 2 DALI PUSH

	Cct	lm S - lm D	Opt
CRI 98 - Specialty			
WH **81818**	**W**	4196 - 3350	**15** (17°)
BB **81819**			**30** (24°)
			60 (48°)
CRI 98 - Fidelity			
WH **81816**	**M**	4460 - 3563	**15** (17°)
BB **81817**	**W**	4416 - 3528	**30** (24°)
	N	4695 - 3751	**60** (48°)
CRI 90 - Balance			
WH **81814**	**M**	4956 - 3951	**15** (17°)
BB **81815**	**W**	5019 - 4011	**30** (24°)
	N	5216 - 4172	**60** (48°)
	C *	5059 - 4051	

* **(C)** Cct 5000K available on request.

Optic & accessories: (pag 161)

Colors

WH White
BB Black

Cct

M 2700 **N** 4000
W 3000 **C** 5000



CAP Holding
Milan (Italy)

Project: Studio Claudio Lucchin & Architetti Associati

Interior design, furnishings and lamps: Alterstudio Partners

Photography: Margherita Nardi

Optus_Ww | arrayLED | 198-264 V AC | 17 W DC - 19 W AC



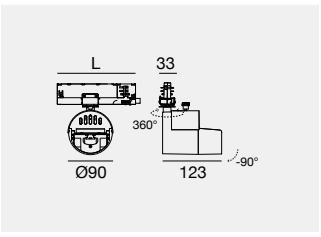

IP20

	Fin	Cct	lm S - lm D	Opt
L 158 mm - CRI 90 - Balance - On-Off				
C00473	**WH**	**M**	2026 - 1244	**AW** (Adj Ww)
	BB	**W**	2174 - 1280	
		N	2520 - 1383	
L 250 mm - CRI 90 - Balance - DALI				**DALI** 2
C00474	**WH**	**M**	2026 - 1244	**AW** (Adj Ww)
	BB	**W**	2174 - 1280	
		N	2520 - 1383	

Optic & accessories: (pag 161)

Optus_Ww | arrayLED | 198-264 V AC | 27 W DC - 30 W AC



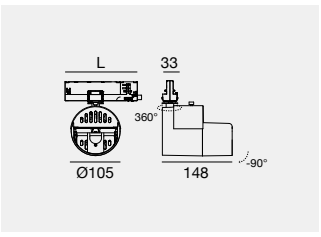

IP20

	Fin	Cct	lm S - lm D	Opt
L 158 mm - CRI 90 - Balance - On-Off				
C00475	**WH**	**M**	3299 - 1945	**AW** (Adj Ww)
	BB	**W**	3540 - 2087	
		N	4103 - 2253	
L 250 mm - CRI 90 - Balance - DALI				**DALI** 2
C00476	**WH**	**M**	3299 - 1945	**AW** (Adj Ww)
	BB	**W**	3540 - 2087	
		N	4103 - 2253	

Optic & accessories: (pag 161)

Optus_Ww | arrayLED | 198-264 V AC | 17 W DC - 19 W AC



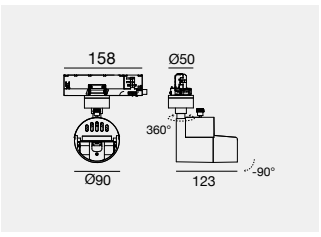

IP20 Technology Partner SILVAIR

	Cct	lm S - lm D	Opt
CRI 90 - Balance - Bluetooth			
WH **83921**	**M**	2026 - 1244	**07** (Adj Ww)
BB **83922**	**W**	2174 - 1280	
	N	2520 - 1383	

Optic & accessories: (pag 161)

Optus_Ww | arrayLED | 198-264 V AC | 27 W DC - 30 W AC



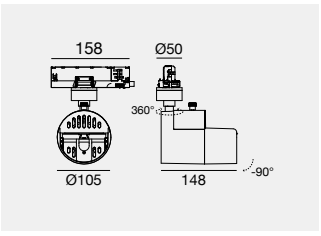

IP20 Technology Partner SILVAIR

	Cct	lm S - lm D	Opt
CRI 90 - Balance - Bluetooth			
WH **83923**	**M**	3299 - 1945	**07** (Adj Ww)
BB **83924**	**W**	3540 - 2087	
	N	4103 - 2253	

Optic & accessories: (pag 161)

Optus_Ww | arrayLED | 198-264 V AC | 17 W DC - 19 W AC



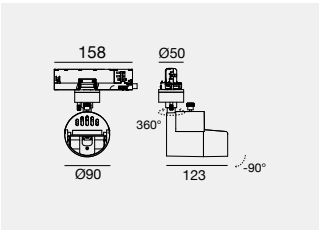

IP20 D.O.B.

	Cct	lm S - lm D	Opt
CRI 90 - Balance - D.O.B.			
WH **82251**	**M**	2026 - 1244	**07** (Adj Ww)
BB **82252**	**W**	2174 - 1280	
	N	2520 - 1383	

Optic & accessories: (pag 161)

Optus_Ww | arrayLED | 198-264 V AC | 27 W DC - 30 W AC



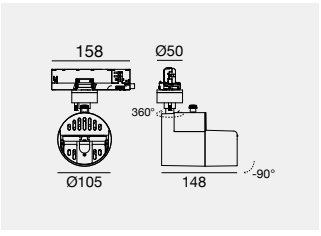

IP20 D.O.B.

	Cct	lm S - lm D	Opt
CRI 90 - Balance - D.O.B.			
WH **82253**	**M**	3299 - 1945	**07** (Adj Ww)
BB **82254**	**W**	3540 - 2087	
	N	4103 - 2253	

Optic & accessories: (pag 161)

STUDIO GUASTALLA
Milan (Italy)

Project: Gregorio Pecorelli

Photography:
Marco Reggi



Optus_W2 | arrayLED | 840 mA | 30 W DC



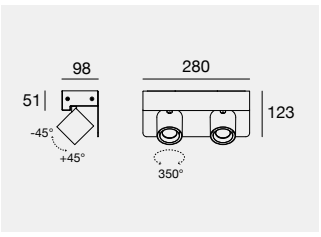

	Cct	lm S - lm D	Opt
CRI 98 - Specialty			
WH **77072**	**W**	2x 2150 - 1556	**15** (18°)
BB **77073**			**30** (38°)
			60 (50°)
CRI 98 - Fidelity			
WH **77074**	**W**	2x 2263 - 1638	**15** (18°)
BB **77075**	**N**	2x 2406 - 1741	**30** (38°)
			60 (50°)
CRI 90 - Balance			
WH **77076**	**M**	2x 2457 - 1784	**15** (18°)
BB **77077**	**W**	2x 2757 - 1869	**30** (38°)
	N	2x 2675 - 1946	**60** (50°)

Electronics: **U1** (pag 160) | Optic & accessories: (pag 161)

Optus_W3 | arrayLED | 1250 mA | 45 W DC



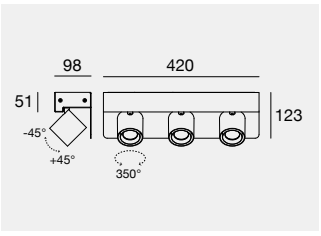

	Cct	lm S - lm D	Opt
CRI 98 - Specialty			
WH **77078**	**W**	3x 2150 - 1556	**15** (18°)
BB **77079**			**30** (38°)
			60 (50°)
CRI 98 - Fidelity			
WH **77080**	**W**	3x 2263 - 1638	**15** (18°)
BB **77081**	**N**	3x 2406 - 1741	**30** (38°)
			60 (50°)
CRI 90 - Balance			
WH **77082**	**M**	3x 2457 - 1784	**15** (18°)
BB **77083**	**W**	3x 2757 - 1869	**30** (38°)
	N	3x 2675 - 1946	**60** (50°)

Electronics: **W1** (pag 160) | Optic & accessories: (pag 161)

Electronics

U1 | Electronics

99135	**83008**	**99345**
ON/OFF	0/1-10V, DALI/PUSH	DALI/PUSH
1 art.	1 art.	1 art.
103 x 58 x h 27	124 x 79 x h 22	210 x 48 x h 28
64	84	56

W1 | Electronics

83112	**83008**
ON/OFF	0/1-10V, DALI/PUSH
1 art.	1 art.
160 x 70 x h 36	124 x 79 x h 22
56	84

Colors

WH White
BB Black

Cct

M 2700 **N** 4000
W 3000

Optics



TR **83348** Spot
TR **83349** Flood
TR **83350** W.Flood
suitable for: Optus_T 16W - Optus_W2 - Optus_W3

TR **83808** Spot
TR **83809** Flood
TR **83810** W.Flood
suitable for: Optus_T 24W

TR **C-U300015** Spot
TR **C-U300016** Flood
TR **C-U300017** W.Flood
suitable for: Optus_T 34W



TR **83347** Focal Kit (min 16° / max 42°)
suitable for: Optus_T 16W - Optus_W2 - Optus_W3

TR **99843** Focal Kit (min 16° / max 42°)
suitable for: Optus_T 24W

TR **C-U300034** Focal Kit (min 16° / max 42°)
suitable for: Optus_T 34W

Accessories

Adamus-T



BB **C-E700008** Controller DALI-TWIL for track

suitable for: Optus DALI2



BB **83345** Elliptical filter
suitable for: Optus_T 16W - Optus_W2 - Optus_W3

BB **99797** Elliptical filter
suitable for: Optus_T 24W

BB **C-U300013** Elliptical filter
suitable for: Optus_T 34W



BB **83344** Cross louvre
suitable for: Optus_T 16W - Optus_W2 - Optus_W3

BB **99799** Cross louvre
suitable for: Optus_T 24W

BB **C-U300031** Cross louvre
suitable for: Optus_T 34W



BB **83343** 45° Cylindrical screen
suitable for: Optus_T 16W - Optus_W2 - Optus_W3

BB **99795** 45° Cylindrical screen
suitable for: Optus_T 24W

BB **C-U300030** 45° Cylindrical screen
suitable for: Optus_T 34W



BB **99841** Honeycomb
suitable for: Focal kit **83347**

BB **99842** Honeycomb
suitable for: Focal kit **99843**

BB **C-U300014** Honeycomb
suitable for: Optus_T 34W
Focal kit **C-U300034**



BB **83346** Honeycomb
suitable for: Optus_T 16W - Optus_W2 - Optus_W3

BB **99798** Honeycomb
suitable for: Optus_T 24W



BB **83342** Cylindrical screen
suitable for: Optus_T 16W - Optus_W2 - Optus_W3

BB **99796** Cylindrical screen
suitable for: Optus_T 24W

BB **C-U300029** Cylindrical screen
suitable for: Optus_T 34W

Colors

BB Black
TR Transparent

ROLLIP35_T

Aluminium profile, polycarbonate diffuser.

Rollip35_T is a system for continuous line track application with adapter for electrified tracks, designed to mark spaces, without interruptions, with perfectly uniform light emission. Rollip35_T is able to diffusely light a corridor, a floor below or be used for areas in retail or museum settings.

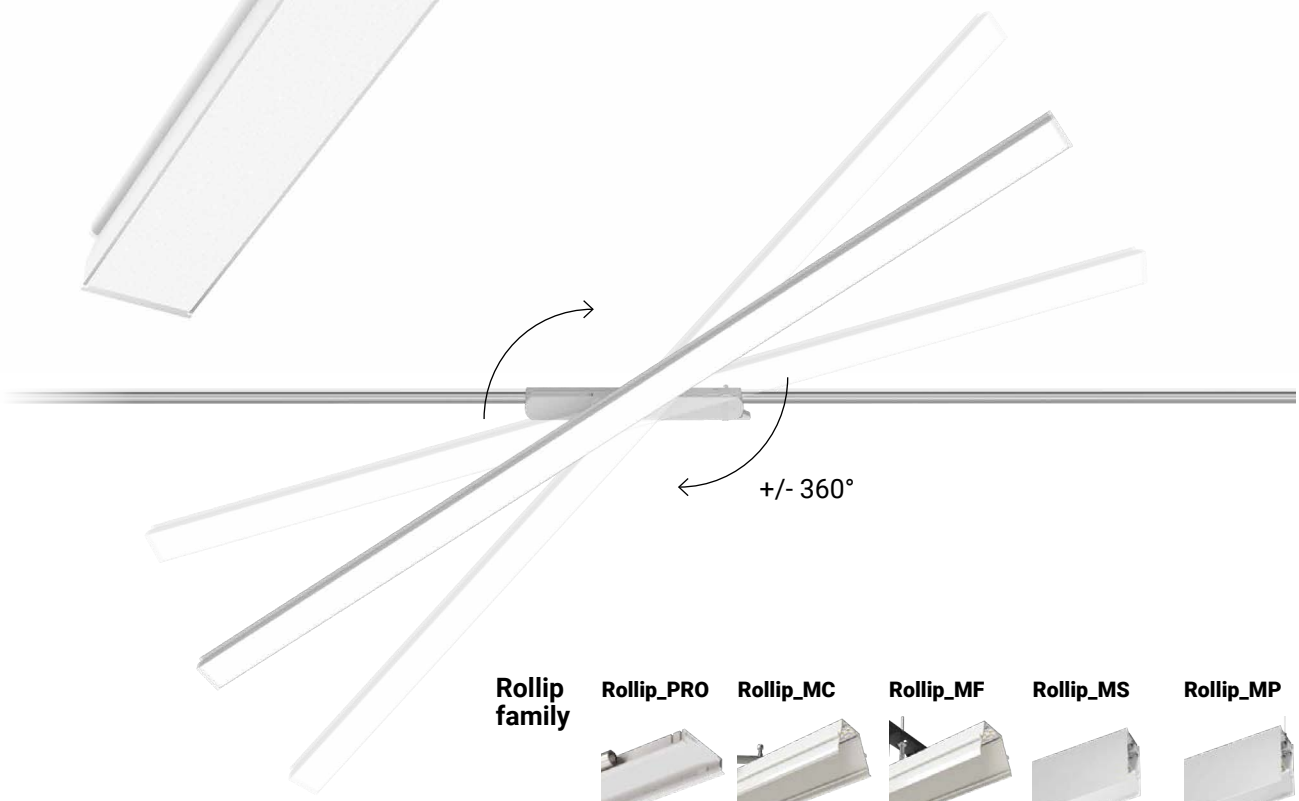

Rollip family

Rollip_PRO	Rollip_MC	Rollip_MF	Rollip_MS	Rollip_MP
287	288	292	296	152

Rollip35_T | topLED | 220-240 V AC



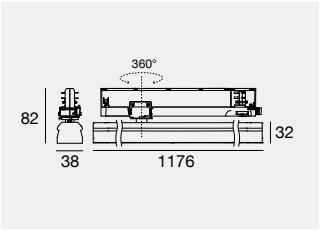

* Luminaire compliant with the IEC EN 60598-2-22 standard, containing control and command electronics compatible for use in centralised emergency systems

	Fin	Cct	lm S - lm D	Opt
CRI 90 - 13 W DC				
C00878	**WH**	**M**	1993 - 1496	**DI** Diffused
		W	2101 - 1575	
DALI 2*		**N**	2244 - 1682	
C00879				
CRI 90 - 25 W DC				
C00880	**WH**	**M**	3607 - 2708	**DI** Diffused
		W	3802 - 2850	
DALI 2*		**N**	4062 - 3044	
C00881				

HORIZONTAL BALANCING



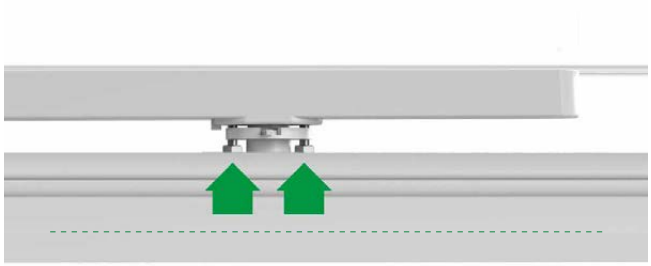

If the appliance is not aligned, the adjustment system can be used to restore it perfectly to the horizontal axis



Colors White

Cct **M** 2700 **N** 4000 **W** 3000



CELL

Aluminium body



Cell family

Cell / Cell_Ww Gypsum Cell	Cell_S
116	236

Cell_Ww track | arrayLED | 198-264 V AC | 19 W DC - 21 W AC



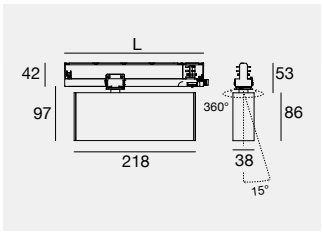

IP20 NEW

	Fin	Cct	lm S - lm D	Opt
L 158 - CRI 90 - 6 x powerLED				
C00470	**WH**	**M**	2198 - 927	**AW** (Adj Ww)
	BB	**W**	2304 - 994	
		N	2852 - 1074	
L 250 - CRI 90 - 6 x powerLED - DALI				
C00472	**WH**	**M**	2198 - 927	**AW** (Adj Ww)
	BB	**W**	2304 - 994	
		N	2852 - 1074	

Accessories

Adamus-T



BB **C-E700008** Controller DALI-TWIL

suitable for: Cell_Ww track (DALI)

Colors **Cct**

White **M** 2700 **N** 4000
Black **W** 3000

TRACK SYSTEM

Aluminium body



Earthing continuity
For proper earthing of all accessories that contribute to form a three-phase track system, the continuity of the earthing line between each element is crucial. As shown by the track section herebeside, the position of the earthing line (red) is asymmetric to the central axis of the track; based on this structural difference one can distinguish the right part (including the earthing line) which binds the introduction of all accessories. The positioning of the earth conductor, must be consequential between the accessory and the electrified track structure.

Configuration
For a correct design, we suggest to create the structure with top plan view, as shown in the drawing below:

Axonometric view

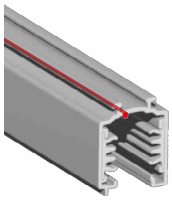

Plan view

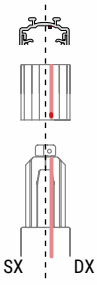

Track system
Three-phase track +
DALI | Ceiling/Suspension

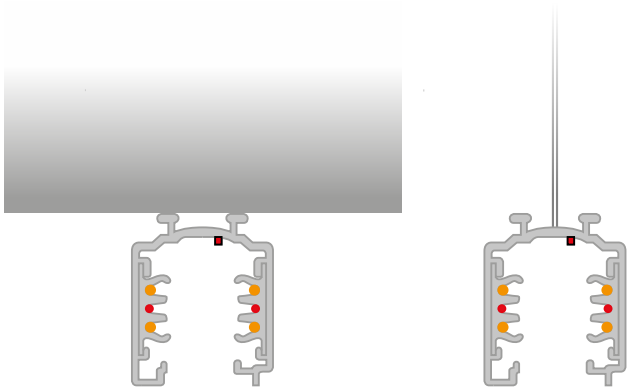

Track system
Three-phase track +
DALI | Recessed

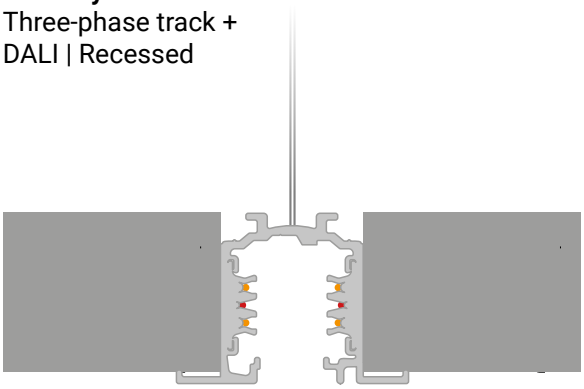

PLAN VIEW FROM ABOVE

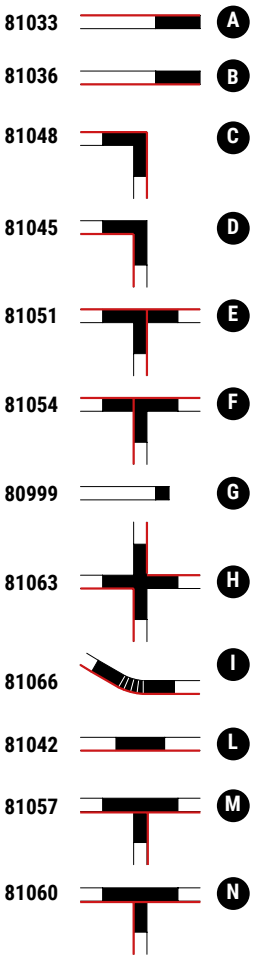

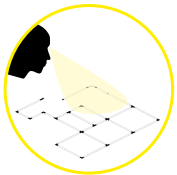

The “H”, “I” and “L” accessories can be used in both directions.

Track system | Three-phase track + DALI

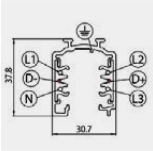

	1 M	2 M	3 M
WH	83336	83337	83338
BB	83339	83340	83341

Track system | Head power supply



	Power DX	Power Sx
WH	81033	81036
BB	81034	81037

Track system | Central joint



WH	81042
BB	81043

Track system | Flexible joint



WH	81066
BB	81067

Track system | T-shaped joint



	EST/SX	EST/DX
WH	81051	81054
BB	81052	81055

Track system | Sealing cap | Ceiling/Suspension



WH	80999
BB	81000

Track system | Suspension



	1.5 M	5 M
WH	81012	81013
BB	81014	81015

Track system | Rigid suspension



	1 M
WH	81021
BB	81022

Track system | Recessed three-phase track + DALI

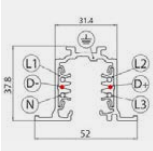

	1 M	2 M	3 M
WH	80990	80991	80992
BB	80993	80994	80995

Track system | Internal electrical joint



WH	81039
BB	81040

Track system | L-shaped joint



	INT	EST
WH	81045	81048
BB	81046	81049

Track system | X-shaped joint



WH	81063
BB	81064

Track system | T-shaped joint



	EST/SX	EST/DX
WH	81057	81060
BB	81058	81061

Track system | Sealing cap | Recessed



WH	81002
BB	81003

Track system | Suspension with adjustment devices



	1.5 M	5 M
WH	81006	81007
BB	81008	81009

Track system | Tensioner clip for rigid suspension



WH	81018
BB	81019

Colors

WH White
BB Black

Track system | Ceiling-mounted fixing bracket



AM **81086**
WH **81087**
BB **81088**

Track system | Power supply head cover



WH **81069**
BB **81070**

Track system | L-shaped joint cover



WH **81075**
BB **81076**

Track system | X-shaped joint cover

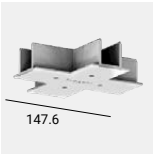

WH **81081**
BB **81082**

Track system | Three-phase track adaptor *



WH **81091**
BB **81093**

*Use for tapping line voltage only.

Track system | Conductor cutting pliers



AM **81005**

Track system | Stiffening bracket



AM **81024**
WH **81025**
BB **81026**

Track system | Central joint cover



WH **81072**
BB **81073**

Track system | T-shaped joint cover



WH **81078**
BB **81079**

Track system | Three-phase track cover

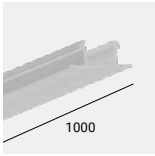

WH **83249**
BB **83250**

Track system | Power supply head gasket



WH **81084**
BB **81085**

Track system | Three-phase track adaptor + DALI *



WH **81094**
BB **81095**

* Use for tapping line voltage and/or DALI signal only.



NAVATA

Structure in aluminium

Optus family	Optus_EX	Optus_EX	Optus_EX	Optus_EX
				
	124	124	124	125

MAXIMUM VERSATILITY IN EVERY SPACE

The Navata system expands its range of accessories with new, extremely compact bases to offer designers all the benefits of the flexibility making Navata unique to its kind.



INTEGRATED CONTROL SYSTEMS FOR FLEXIBLE LIGHT

The new base with integrated power pack has been designed to allow light fixtures in the Navata collection to be positioned in all restricted architectural contexts, for example cornices, mouldings or nooks. Despite its compact size, the base of the projector houses On/Off, DALI and DALI PUSH configurations.



Base | 198 - 264 V AC | 300mA | 1050mA | Code **99948**



Base | 198 - 264 V AC | 300mA | 1050mA | Code **99938**

NEW MICRO BASE

The new base with remote power pack has been designed to allow light fixtures in the Navata collection to be positioned in all restricted architectural contexts, for example cornices or narrow overhangs. It measures a mere 52x32mm with a height of 20mm, and is available in three different finishes, white, black and sand, to be completed with dedicated electronics with On/Off, DALI and DALI PUSH control.



Base | Code **98588**

Navata_Optus | arrayLED | 450 mA | 16 W DC



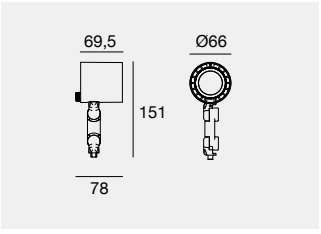

	Cct	lm S - lm D	Opt
CRI 98 - Fidelity			
WH **82385**	**M**	2212 - 1601	**15** (18°)
BB **82386**	**W**	2263 - 1638	**30** (38°)
SN **82902**	**N**	2406 - 1741	**60** (50°)
CRI 90 - Balance			
WH **82383**	**M**	2457 - 1784	**15** (18°)
BB **82384**	**W**	2572 - 1869	**30** (38°)
SN **82903**	**N**	2675 - 1946	**60** (50°)

Base for installation: (pag 175) | Optic & accessories: (pag 177)

Navata_Optus | arrayLED | 700 mA | 24 W DC



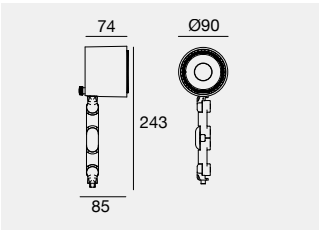

	Cct	lm S - lm D	Opt
CRI 98 - Fidelity			
WH **82391**	**M**	3446 - 2750	**15** (17°)
BB **82392**	**W**	3412 - 2723	**30** (25°)
SN **82905**	**N**	3627 - 2895	**60** (53°)
CRI 90 - Balance			
WH **82389**	**M**	3829 - 3013	**15** (17°)
BB **82390**	**W**	3877 - 3106	**30** (25°)
SN **82906**	**N**	4030 - 3300	**60** (53°)

Base for installation: (pag 175) | Optic & accessories: (pag 177)

Navata_Optus | arrayLED | 950 mA | 34 W DC



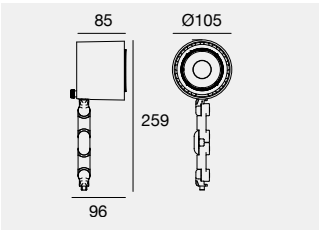

	Cct	lm S - lm D	Opt
CRI 98 - Fidelity			
WH **82397**	**M**	4460 - 3563	**15** (17°)
BB **82398**	**W**	4416 - 3528	**30** (24°)
SN **82908**	**N**	4695 - 3751	**60** (48°)
CRI 90 - Balance			
WH **82395**	**M**	4956 - 3951	**15** (17°)
BB **82396**	**W**	5019 - 4011	**30** (24°)
SN **82909**	**N**	5216 - 4172	**60** (48°)
	C	5059 - 4051	

Base for installation: (pag 175) | Optic & accessories: (pag 177)

NAVATA OPTUS

The Navata Optus range offers an updated optical range that allows you to enhance the architecture of, for example, a place of worship while respecting its context.
The reduced dimensions of the structure seem to almost disappear and the correctly oriented beams will enhance: domes, vaults, walls, or they will create real paths of light





Colors

WH White
BB Black
SN Sand

Cct

M 2700
W 3000
N 4000
C 5000

CAPPELLA DEL SANTISSIMO
Asolo (Italy)

Photography:
TheStudio



Navata Pound Shaper distance | arrayLED | 300 mA | 11 W DC



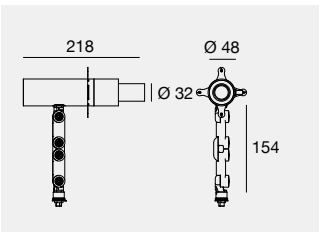

	Cct	lm S - lm D	Opt
CRI 98 - Fidelity			
WH **76739**	**M**	1019 - On req	**66** (Shaper Long)
BB **76740**	**W**	1076 - On req	
SN **76741**	**N**	1182 - On req	

Base for installation: (pag 175)

Navata Pound Shaper medium | arrayLED | 300 mA | 11 W DC



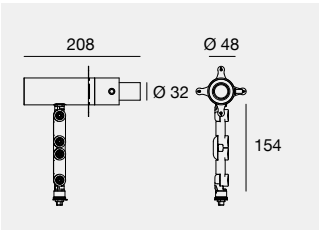

	Cct	lm S - lm D	Opt
CRI 98 - Fidelity			
WH **76742**	**M**	1019 - On req	**66** (Shaper Medium)
BB **76743**	**W**	1076 - On req	
SN **76744**	**N**	1182 - On req	

Base for installation: (pag 175)

Navata Pound Shaper distance | arrayLED | 700 mA | 27 W DC



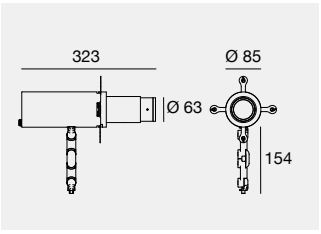

	Cct	lm S - lm D	Opt
CRI 98 - Fidelity			
WH **82631**	**M**	2636 - On req	**66** (Shaper Long)
BB **82632**	**W**	2785 - On req	
SN **82912**	**N**	3059 - On req	

Base for installation: (pag 175) | Optic & accessories: (pag 177)

Navata Pound Shaper short | arrayLED | 700 mA | 27 W DC



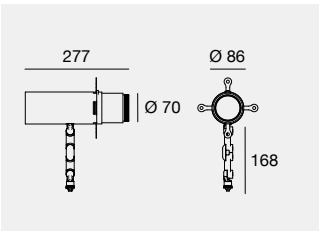

	Cct	lm S - lm D	Opt
CRI 98 - Fidelity			
WH **77619**	**M**	2636 - On req	**66** (Shaper Short)
BB **77620**	**W**	2785 - On req	
SN **77621**	**N**	3059 - On req	

Base for installation: (pag 175) | Optic & accessories: (pag 177)

Profiling Report



Pound Shaper_medium 11W

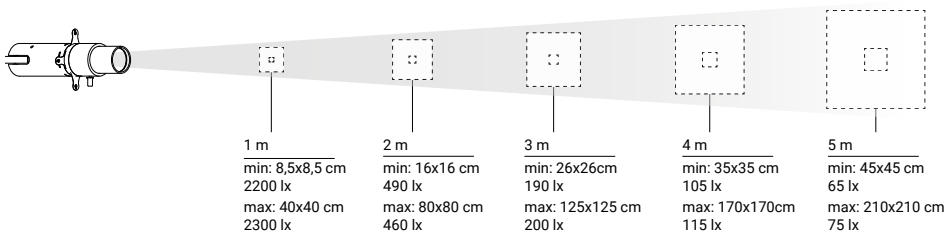



Pound Shaper_distance 11W

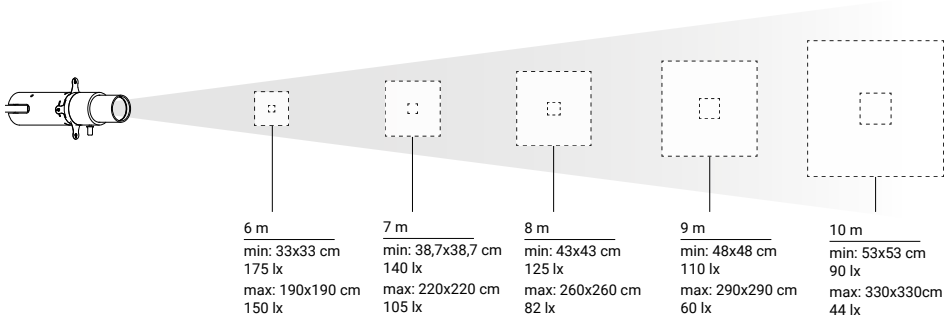

Colors

WH White
BB Black
SN Sand

Cct

M 2700
N 4000
W 3000

Base | 198 - 264 V AC | 300 mA | 1050 mA



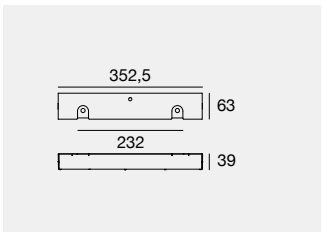

EL C.C.

WH	**99938**	From 11 to 38 W DC
BB	**99943**	From 11 to 38 W DC
SN	**83055**	From 11 to 38 W DC

C.C. DALI 2 DALI PUSH

WH	**99936**	From 11 to 38 W DC
BB	**99941**	From 11 to 38 W DC
SN	**83054**	From 11 to 38 W DC

Base | 198 - 264 V AC | 300 mA | 1050 mA

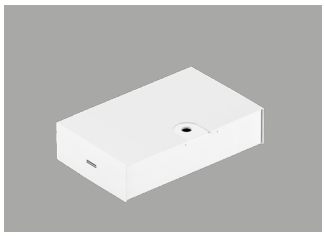

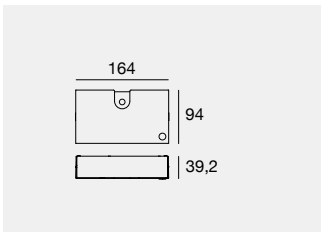

C.C.

WH	**99948**	From 11 to 38 W DC
BB	**99953**	From 11 to 38 W DC
SN	**83052**	From 11 to 38 W DC

C.C. DALI 2 DALI PUSH

WH	**99946**	From 11 to 38 W DC
BB	**99951**	From 11 to 38 W DC
SN	**83051**	From 11 to 38 W DC

Base



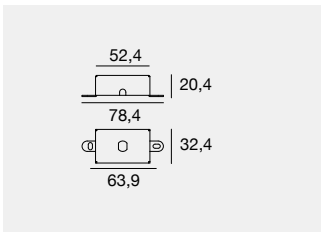

WH	**98588**
BB	**98589**
SN	**83242**

To be completed with remote power pack

Electronic: **FI - FJ - FK - FL** (pag 177)

EL Luminaire compliant with the IEC EN 60598-2-22 standard, containing control and command electronics compatible for use in centralised emergency systems

Colors

WH White SN Sand
BB Black



AUSTRIAN NATIONAL LIBRARY
Vienna (Austria)

Project: Mr. Ing. Wolfgang Zellermayer

Lighting Designer:
Helmut Regvart, Lighting Design Austria

Photography:
We Feel

Electronics

FI | Electronics 300 mA

99734	83322	C-E100006
ON/OFF	DALI/PUSH	TWIL
1 art.	1 art.	1 art.
149 x 37 x h 31	149 x 37 x h 31	210 x 49 x h 25
48	48	56

FJ | Electronics 400 mA (Recommended for Navata 450 mA)

99734	C-E100001	C-E100007
ON/OFF	DALI/PUSH	TWIL
1 art.	1 art.	1 art.
149 x 37 x h 31	131 x 44 x h 30	210 x 49 x h 25
48	54	44

FK | Electronics 700 mA

99112	C-E100016	C-E100008
ON/OFF	DALI/PUSH	TWIL
1 art.	1 art.	1 art.
103 x 58 x h 27	131 x 44 x h 30	210 x 49 x h 25
64	54	56

FL | Electronics 950 mA

99146	99330	C-E100009
ON/OFF	DALI/PUSH	TWIL
1 art.	1 art.	1 art.
103 x 58 x h 27	210 x 49 x h 25	210 x 49 x h 25
64	56	56

Optics



TR **99827** Spot
TR **99828** Flood
TR **99829** W.Flood
suitable for: Navata_Optus 16W

TR **83808** Spot
TR **83809** Flood
TR **83810** W.Flood
suitable for: Navata_Optus 24W

TR **C-U300015** Spot
TR **C-U300016** Flood
TR **C-U300017** W.Flood
suitable for: Navata_Optus 34W



TR **99844** Focal Kit (min 16° / max 50°)
suitable for: Navata_Optus 16W

TR **99843** Focal Kit (min 16° / max 42°)
suitable for: Navata_Optus 24W

TR **C-U300034** Focal Kit (min 16° / max 42°)
suitable for: Navata_Optus 34W

Accessories



BB **99781** Elliptical filter
suitable for: Navata_Optus 16W

BB **99797** Elliptical filter
suitable for: Navata_Optus 24W

BB **C-U300013** Elliptical filter
suitable for: Navata_Optus 34W



BB **99779** Cross louvre
suitable for: Navata_Optus 16W

BB **99799** Cross louvre
suitable for: Navata_Optus 24W

BB **C-U300031** Cross louvre
suitable for: Navata_Optus 34W



BB **99782** 45° Cylindrical screen
suitable for: Navata_Optus 16W

BB **99795** 45° Cylindrical screen
suitable for: Navata_Optus 24W

BB **C-U300030** 45° Cylindrical screen
suitable for: Navata_Optus 34W



BB **99780** Honeycomb
suitable for: Navata_Optus 16W

BB **99798** Honeycomb
suitable for: Navata_Optus 24W



BB **99841** Honeycomb
suitable for: Focal kit **99844**

BB **99842** Honeycomb
suitable for: Focal kit **99843**

BB **C-U300014** Honeycomb
suitable for: Navata_Optus 34W
Focal kit **C-U300034**



BB **99783** Cylindrical screen
suitable for: Navata_Optus 16W

BB **99796** Cylindrical screen
suitable for: Navata_Optus 24W

BB **C-U300029** Cylindrical screen
suitable for: Navata_Optus 34W

Colors

BB Black
TR Transparent

CREEK

Structure in EPS
Aluminium projector



Optus family

Optus_EX	Optus_EX	Optus_EX	Optus_EX
			
124	124	124	125

Creek Optus | powerLED | 400 mA | 15 W DC



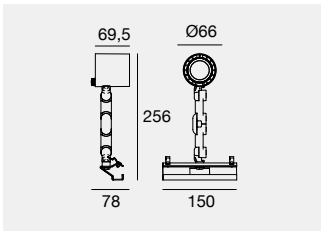

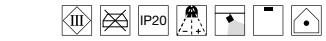

	Cct	Im S - Im D	Opt
CRI 90 - Balance			
WH **82731**	**M**	2214 - 1677	**15** (18°)
BB **82732**	**W**	2318 - 1757	**30** (38°)
	N	2411 - 1829	**60** (50°)

Electronics: **P1** (pag 180) | Optic & accessories: (pag 180)

Creek Optus | powerLED | 700 mA | 24 W DC



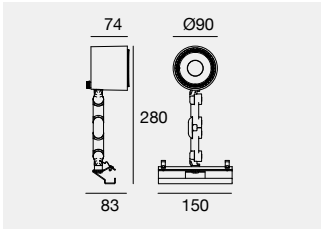

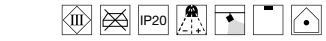

	Cct	Im S - Im D	Opt
CRI 90 - Balance			
WH **82733**	**M**	3829 - 3013	**15** (17°)
BB **82734**	**W**	3877 - 3106	**30** (25°)
	N	4030 - 3300	**60** (53°)

Electronics: **T1** (pag 180) | Optic & accessories: (pag 180)

Creek Optus | arrayLED | 950 mA | 34 W DC



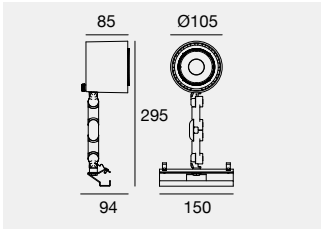

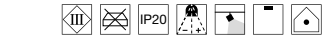

	Cct	Im S - Im D	Opt
CRI 90 - Balance			
WH **82735**	**M**	4956 - 3951	**15** (17°)
BB **82736**	**W**	5019 - 4011	**30** (24°)
	N	5216 - 4172	**60** (48°)

Electronics: **V1** (pag 180) | Optic & accessories: (pag 180)

Colors

WH White
BB Black

Cct

M 2700 **N** 4000
W 3000

Upper cover guard



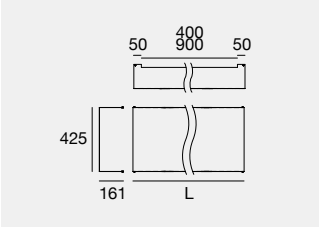

	L mm
BB 99927	500
BB 99928	1000

Sealing head



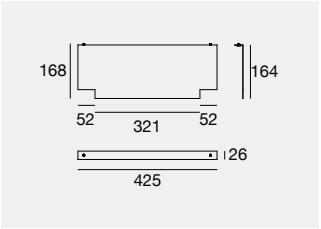

BB 99929

Linear Profile _P (pair)



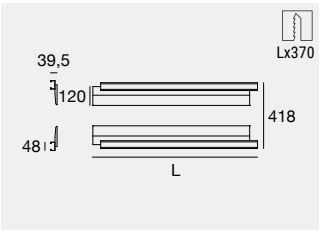

	L mm
WH 82728	500
WH 82729	1000
WH 82730	1500

Integrated architecture solutions

1 | Linear profiles (500 mm)
2 | Linear profiles (1000 mm)
3 | Linear profiles (1500 mm)
4 | Mechanical joint*
5 | Final guard
6 | Linear guard (500 mm)
7 | Linear guard (1000 mm)
8 | Duct Tape

*item supplied by the installer, or available from any building material retailer.

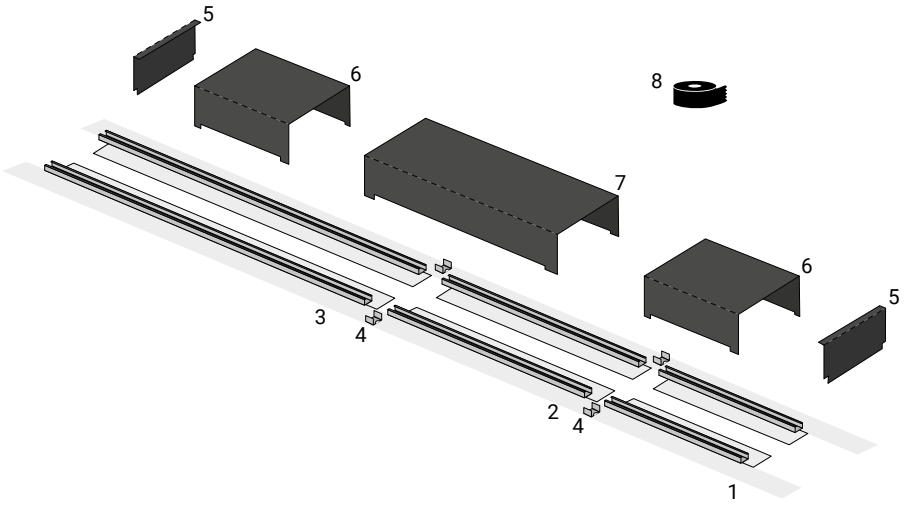

Product installation phase

PHASE 1
Once the structure has been set up in the false ceiling, the lighting body is positioned in the linear casing.





PHASE 2
The fixing is done by interlocking, inserting the end of the base in the internal seat of the profile.



PHASE 3
The process is completed by pressing down on the base near the point where the articulated arm starts.

Colors

WH White
BB Black

Electronics

P1 | Electronics

99734	99732	83322
ON/OFF	0/1-10V	DALI/PUSH
1 art.	1 art.	1 art.
149 x 37 x h 31	149 x 37 x h 31	149 x 37 x h 31
48	48	48

V1 | Electronics

99239	83008	99345
ON/OFF	0/1-10V, DALI/PUSH	DALI/PUSH
1 art.	1 art.	1 art.
103 x 58 x h 27	124 x 79 x h 22	210 x 48 x h 28
64	84	56

T1 | Electronics

99147	83008	C-E100016
ON/OFF	0/1-10V, DALI/PUSH	DALI/PUSH
1 art.	1 art.	1 art.
103 x 58 x h 27	124 x 79 x h 22	131 x 44 x h 30
64	84	54

Optics



TR **99827** Spot
TR **99828** Flood
TR **99829** W.Flood
suitable for: Creek Optus 16W

TR **83808** Spot
TR **83809** Flood
TR **83810** W.Flood
suitable for: Creek Optus 24W

TR **C-U300015** Spot
TR **C-U300016** Flood
TR **C-U300017** W.Flood
suitable for: Creek Optus 34W



TR **99844** Focal Kit (min 16° / max 50°)
suitable for: Creek Optus 16W

TR **99843** Focal Kit (min 16° / max 42°)
suitable for: Creek Optus 24W

TR **C-U300034** Focal Kit (min 16° / max 42°)
suitable for: Creek Optus 34W

Accessories



BB **99781** Elliptical filter
suitable for: Creek Optus 16W

BB **99797** Elliptical filter
suitable for: Creek Optus 24W

BB **C-U300013** Elliptical filter
suitable for: Creek Optus 34W



BB **99779** Cross louvre
suitable for: Creek Optus 16W

BB **99799** Cross louvre
suitable for: Creek Optus 24W

BB **C-U300031** Cross louvre
suitable for: Creek Optus 34W



BB **99782** 45° Cylindrical screen
suitable for: Creek Optus 16W

BB **99795** 45° Cylindrical screen
suitable for: Creek Optus 24W

BB **C-U300030** 45° Cylindrical screen
suitable for: Creek Optus 34W



BB **99780** Honeycomb
suitable for: Creek Optus 16W

BB **99798** Honeycomb
suitable for: Creek Optus 24W



BB **99841** Honeycomb
suitable for: Focal kit **99844**

BB **99842** Honeycomb
suitable for: Focal kit **99843**

BB **C-U300014** Honeycomb
suitable for: Creek Optus 34W
Focal kit **C-U300034**



BB **99783** Cylindrical screen
suitable for: Creek Optus 16W

BB **99796** Cylindrical screen
suitable for: Creek Optus 24W

BB **C-U300029** Cylindrical screen
suitable for: Creek Optus 34W

Colors
BB Black
TR Transparent



aDoc MEDICAL CLINIC
Gualdo Tadino - Perugia (Italy)

Project: A25

Photography:
Mattia Micheli



CEILING WALL SUSPENSIONS

Ceiling / Wall / Suspensions range index

Tour Slim

Tour_Slim_PD Complete

189

Tour_Slim_PD

190

Tour_Slim_D
NEW

191

Tour_Slim_ Elliptic_PD
NEW

192

Ceiling rose

194

Tour

Tour_R

199

Tour_Cell_C

199

Tour_CD

201

Tour_PI

201

Tour_PD

202

Tour_PU

204

Tour_D

205

Tour_Cell_P

206

Tour_Track

207

Tour_Projectors

207

Ceiling rose

208

Skylum

Skylum_R
NEW

216

Skylum_R Comfort
NEW

216

Skylum_RF
NEW

217

Skylum_RP
NEW

219

Skylum_Q

220

Skylum_Q PRO

220

Mini_Albatros

Mini_Albatros

223

Baton

Baton_P

228

Baton_R

229

Baton_Q

229

Pound

Pound_BS

232

Pound_BC

232

Pound_S

233

Pound_Wall

233

Cell

Cell_S



237

Cell_S Ww



237

High Wired

High Wired



240

High Wired IP44



242

Emy

Emy



245



TOUR SLIM

Structure in aluminium.

DIMENSIONS AND COLOURS FOR UNEXPECTED LAYOUTS

Thanks to its slimline profile, Tour Slim fits discretely into any living space. Only a soft, well-defined light is perceived thus ensuring excellent visual comfort. The collection features two suspension methods: a central ceiling rose and fastening kit. The central ceiling rose, including the power source, supports the three cables. The kit includes three ceiling nipples with a remote driver for greater visual appeal. This solution makes it easier to create layouts with multiple lights. Tour Slim is available in three temperature colours: 2700K, 3000K and 4000K which meet a variety of design and installation requirements. The combination of all these elements makes the collection extremely flexible and versatile, and easily adaptable to different settings.



TOUR_SLIM_D
DUAL EMISSION

Tour_Slim_D
Ø 550 mm / Ø 700 mm / Ø 900 mm
Ø 1150 mm / Ø 1450 mm



TOUR_SLIM_PD
TOUR_SLIM_PD COMPLETE
DIRECT EMISSION

Tour_Slim_PD Complete
Ø 550 mm / Ø 700 mm
Tour_Slim_PD
Ø 550 mm / Ø 700 mm / Ø 900 mm
Ø 1150 mm / Ø 1450 mm



TOUR_SLIM_ELLIPTIC_PD
DIRECT EMISSION

Tour_Slim_Elliptic_PD
880x1350 mm
1030x1800 mm

We have come up with four elegant, understated finishes: white and embossed black, brushed gold and copper. Tour Slim also has a strong technical component, such as the flush-fit, perfectly uniform opaline diffuser which gives the collection excellent visual comfort, avoiding any glare or lateral dispersion. The timely management of the devices completes the technological potential of the family. Thanks to DALI, DALI2 digital and 1-10v analogue protocols, Push-Dimm, Phase-Cut it is possible to control each pendant light, its function and manage the production of specific lighting scenes.



White **(WH)**



Black **(BB)**



Brushed Copper **(HC)**



Brushed Gold **(HG)**

Tour Slim offers the designer a wide range of installation possibilities. With a central canopy complete with power supply and a special fixing kit, consisting of three ceiling nipples that fix the support and power cables, the driver must be positioned remotely. These solutions allow a great deal of freedom of expression, with room for a wide variety of combinations of heights, angles and diameters with the finishes.

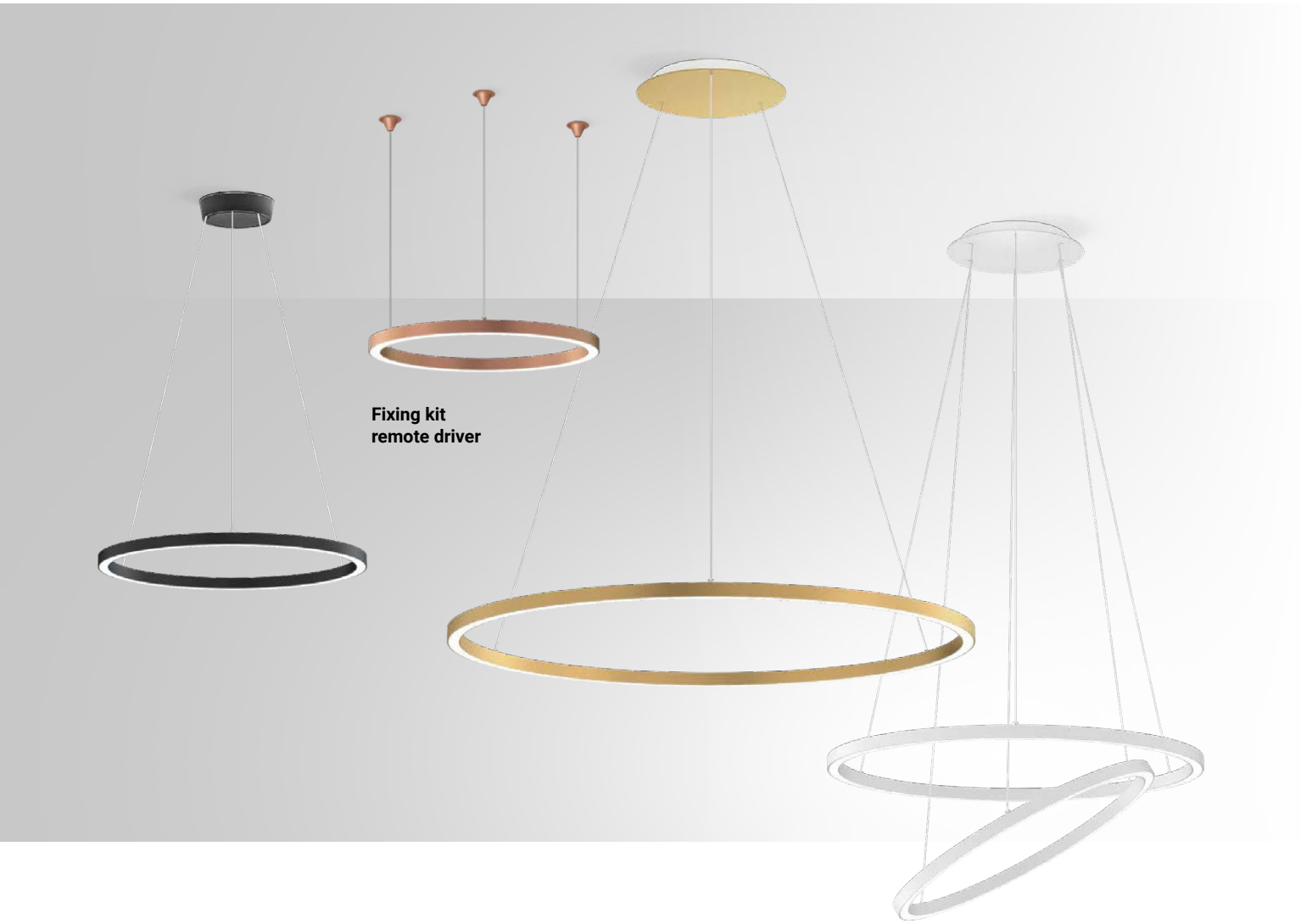

Here are some examples of the creative design of Tour Slim among the many that have been invented by you. Symmetrical or asymmetrical, concentrically converging or diverging cascades. Why not have a go!

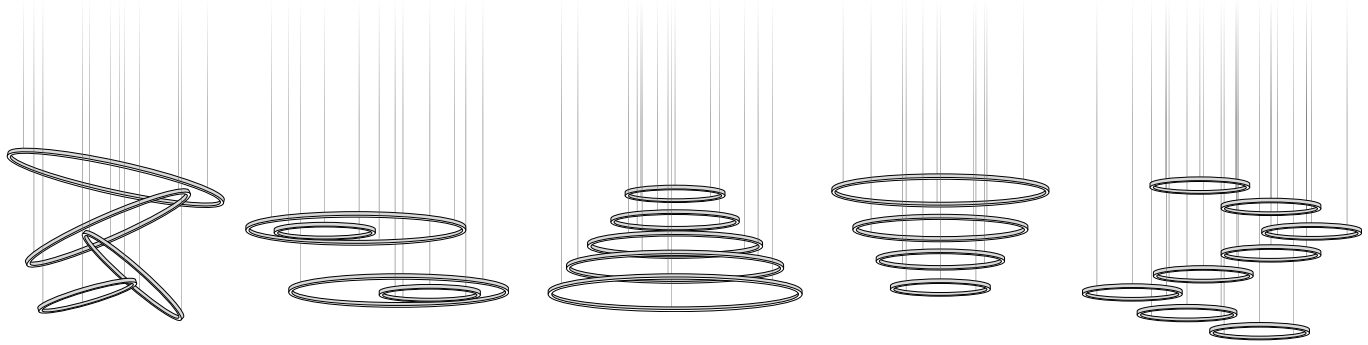

Tour_Slim_PD Complete | topLED | 220-240 V AC | 29 W DC - 36 W AC



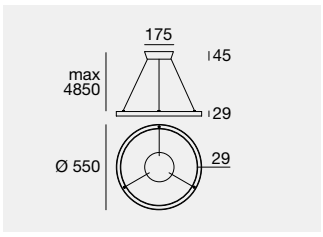

	Cct	lm S - lm D	Opt
On/Off - Phase Cut - Push Dim - CRI 90			
WH **76677**	**M**	3059 - 1915	**00** Diffused
BB **76675**	**W**	3279 - 2053	
HG **76673**	**N**	3477 - 2176	
HC **76671**			
DALI - CRI 90			
WH **76678**	**M**	3059 - 1915	**00** Diffused
BB **76676**	**W**	3279 - 2053	
HG **76674**	**N**	3477 - 2176	
HC **76672**			

Tour_Slim_PD Complete | topLED | 220-240 V AC | 36 W DC - 44 W AC



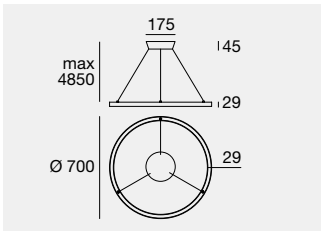

	Cct	lm S - lm D	Opt
On/Off - Phase Cut - Push Dim - CRI 90			
WH **76731**	**M**	3861 - 2317	**00** Diffused
BB **76729**	**W**	4139 - 2483	
HG **76727**	**N**	4389 - 2632	
HC **76725**			
DALI - CRI 90			
WH **76732**	**M**	3861 - 2317	**00** Diffused
BB **76730**	**W**	4139 - 2483	
HG **76728**	**N**	4389 - 2632	
HC **76726**			





Finishes

WH White
BB Black
HG Brushed Gold
HC Brushed Copper

Cct

M 2700 **N** 4000
W 3000

Tour_Slim_PD | single-emission | topLED | 24 V DC | 29 W DC



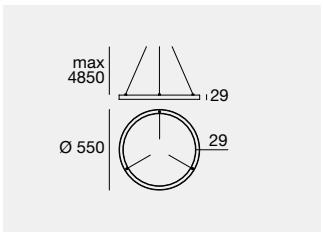

	Cct	lm S - lm D	Opt
CRI 90			
WH **76229**	**M**	3059 - 1915	**00** (Diffused)
BB **76228**	**W**	3279 - 2053	
HG **76227**	**N**	3477 - 2176	
HC **76226**			

Electronics: **AA** (pag 195) | Accessories & Ceiling rose (pag 194-195)

Tour_Slim_PD | single-emission | topLED | 24 V DC | 36 W DC



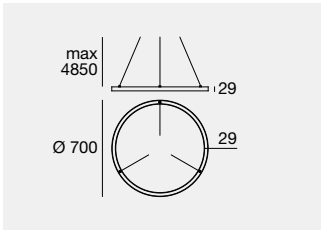

	Cct	lm S - lm D	Opt
CRI 90			
WH **76233**	**M**	3861 - 2317	**00** (Diffused)
BB **76232**	**W**	4139 - 2483	
HG **76231**	**N**	4389 - 2632	
HC **76230**			

Electronics: **AB** (pag 195) | Accessories & Ceiling rose (pag 194-195)

Tour_Slim_PD | single-emission | topLED | 24 V DC | 45 W DC



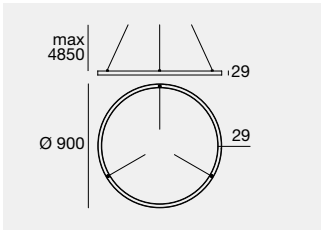

	Cct	lm S - lm D	Opt
CRI 90			
WH **76237**	**M**	4953 - 2893	**00** (Diffused)
BB **76236**	**W**	5310 - 3100	
HG **76235**	**N**	5630 - 3286	
HC **76234**			

Electronics: **AC** (pag 195) | Accessories & Ceiling rose (pag 194-195)

Tour_Slim_PD | single-emission | topLED | 24 V DC | 56 W DC

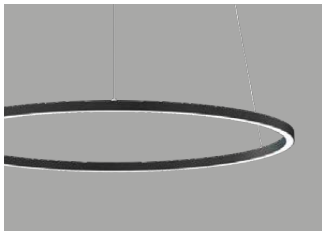

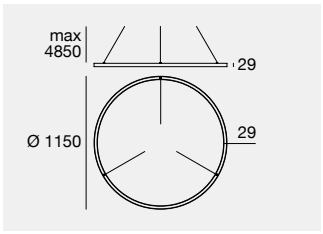

	Cct	lm S - lm D	Opt
CRI 90			
WH **76241**	**M**	6336 - 3592	**00** (Diffused)
BB **76240**	**W**	6793 - 3849	
HG **76239**	**N**	7203 - 4048	
HC **76238**			

Electronics: **AD** (pag 195) | Accessories & Ceiling rose (pag 194-195)

Tour_Slim_PD | single-emission | topLED | 24 V DC | 68 W DC



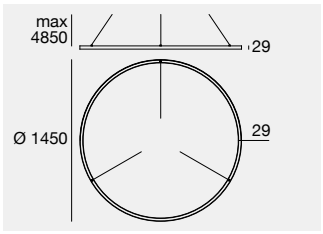

	Cct	lm S - lm D	Opt
CRI 90			
WH **76245**	**M**	7940 - 4285	**00** (Diffused)
BB **76244**	**W**	8513 - 4592	
HG **76243**	**N**	9026 - 4868	
HC **76242**			

Electronics: **AE** (pag 195) | Accessories & Ceiling rose (pag 194-195)

Tour_Slim_D | double-emission | topLED | 24 V DC | 60 W DC



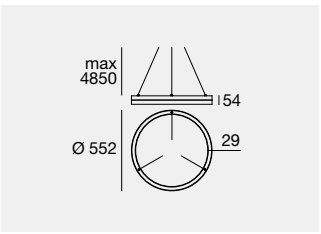

	Fin	Cct	lm S - lm D	Opt
CRI 90				
C00663	**WH**	**M**	6118 - 3830	**DD** (Diffused + diffused)
	BB	**W**	6558 - 4110	
	HG	**N**	6954 - 4357	
	HC			

Electronics: **AD** (pag 195) | Accessories & Ceiling rose (pag 194-195)

Tour_Slim_D | double-emission | topLED | 24 V DC | 74 W DC



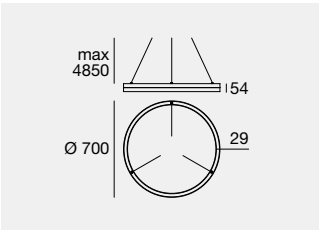

	Fin	Cct	lm S - lm D	Opt
CRI 90				
C00664	**WH**	**M**	7722 - 4634	**DD** (Diffused + diffused)
	BB	**W**	8278 - 4973	
	HG	**N**	8778 - 5272	
	HC			

Electronics: **AE** (pag 195) | Accessories & Ceiling rose (pag 194-195)

Tour_Slim_D | double-emission | topLED | 24 V DC | 90 W DC



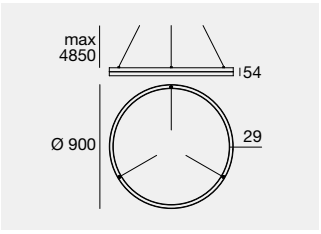

	Fin	Cct	lm S - lm D	Opt
CRI 90				
C00665	**WH**	**M**	9906 - 5786	**DD** (Diffused + diffused)
	BB	**W**	10620 - 6207	
	HG	**N**	11260 - 6579	
	HC			

Electronics: **AF** (pag 195) | Accessories & Ceiling rose (pag 194-195)

Tour_Slim_D | double-emission | topLED | 24 V DC | 108 W DC



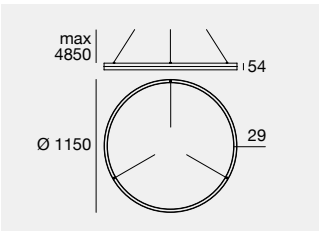

	Fin	Cct	lm S - lm D	Opt
CRI 90				
C00666	**WH**	**M**	12672 - 7184	**DD** (Diffused + diffused)
	BB	**W**	13586 - 7698	
	HG	**N**	14406 - 8096	
	HC			

Electronics: **AF** (pag 195) | Accessories & Ceiling rose (pag 194-195)

Tour_Slim_D | double-emission | topLED | 24 V DC | 126 W DC



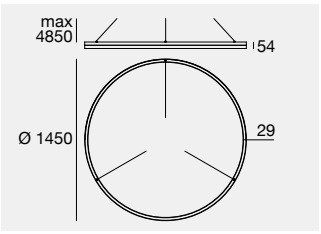

	Fin	Cct	lm S - lm D	Opt
CRI 90				
C00667	**WH**	**M**	15880 - 8570	**DD** (Diffused + diffused)
	BB	**W**	17026 - 9184	
	HG	**N**	18052 - 9736	
	HC			

Electronics: **AG** (pag 195) | Accessories & Ceiling rose (pag 194-195)

Use 2 drivers to have the separate dual UP & DOWN switching on/off.

Tour_Slim_Elliptic_PD | single-emission | topLED | 24 V DC | 65 W DC



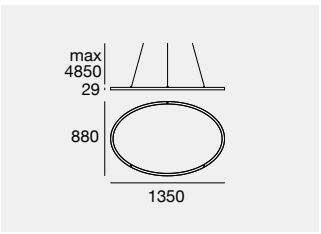

	Fin	Cct	lm S - lm D	Opt
CRI 90				
C00738	**WH**	**M**	6765 - 4121	**DI** (Diffused)
	BB	**W**	7120 - 4422	
	HG	**N**	7597 - 4687	
	HC			

Electronics: **AE** (pag 195) | Accessories & Ceiling rose (pag 194-195)

Tour_Slim_Elliptic_PD | single-emission | topLED | 24 V DC | 75 W DC

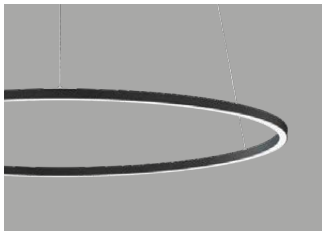

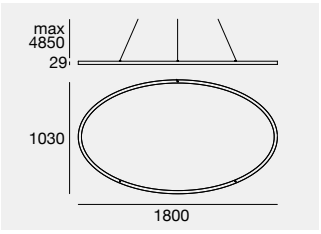

	Fin	Cct	lm S - lm D	Opt
CRI 90				
C00739	**WH**	**M**	8824 - 5206	**DI** (Diffused)
	BB	**W**	9288 - 5586	
	HG	**N**	9909 - 5921	
	HC			

Electronics: **AE** (pag 195) | Accessories & Ceiling rose (pag 194-195)

Black **(BB)**

White **(WH)**



Brushed Gold **(HG)**



Brushed Copper **(HC)**

Ceiling rose

3-cables coupling ceiling rose | 220-240 V AC



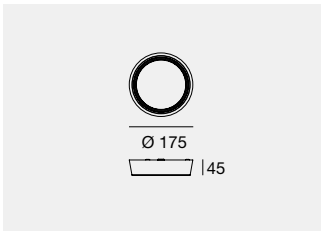

IP20

On-Off - Phase Cut - Push Dim Max 50 W
- WH **64010**
- BB **64011**
- HG **64013**
- HC **64012**

DALI - 1-10V Max 70 W
- WH **64020**
- BB **64021**
- HG **64023**
- HC **64022**

3-cables coupling ceiling rose | 220-240 V AC



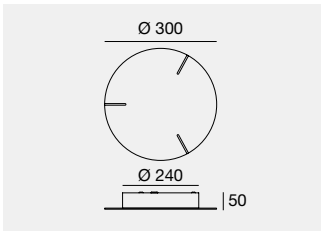

IP20

On-Off Max 90 W
- WH **64578**
- BB **65142**
- HG **64039**
- HC **64038**

On-Off Max 75 W + 75 W
- WH **65324**
- BB **65326**
- HG **C-F300011**
- HC **C-F300012**

Phase-Cut Max 100 W
- WH **64030**
- BB **64031**
- HG **64033**
- HC **64032**

DALI Push Max 75 W + 75 W
- WH **C-F300017**
- BB **C-F300018**
- HG **C-F300019**
- HC **C-F300020**

DALI Push Max 75 W
- WH **C-F300013**
- BB **C-F300014**
- HG **C-F300015**
- HC **C-F300016**

DALI2 Push Max 150 W
- WH **C-F300054**
- BB **C-F300055**
- HG **C-F300056**
- HC **C-F300057**

6-cables coupling ceiling rose | 220-240 V AC



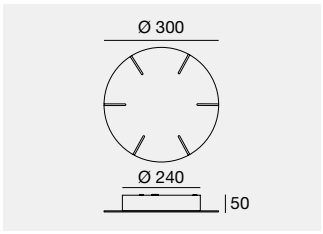

IP20

On-Off Max 150 W
- WH **64066**
- BB **64067**
- HG **64069**
- HC **64068**

On-Off Max 150 W + 150 W
- WH **65336**
- BB **65338**
- HG **C-F300021**
- HC **C-F300022**

Phase-Cut Max 100 W
- WH **64060**
- BB **64061**
- HG **64063**
- HC **64062**

DALI Push Max 150 W
- WH **C-F300027**
- BB **C-F300029**
- HG **C-F300030**
- HC **C-F300031**

6-cables ceiling rose for 2/3 Tour fixing | 220-240 V AC



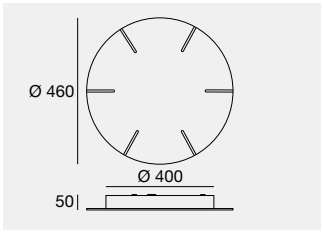

IP20

On-Off Max 150 W + 150 W + 150 W
- WH **65412**
- BB **65413**
- HG **C-F300032**
- HC **C-F300033**

DALI Push Max 75 W + 100 W + 150 W
- WH **C-F300038**
- BB **C-F300039**
- HG **C-F300040**
- HC **C-F300041**

DALI Push Max 150 W + 150 W
- WH **C-F300034**
- BB **C-F300035**
- HG **C-F300036**
- HC **C-F300037**

Accessories

Fixing kit for Tour Slim (3 pcs)

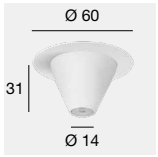

WH **64575**
BB **64670**
HG **64189**
HC **64179**

suitable for diameter: Tour Slim - Tour Slim Elliptic

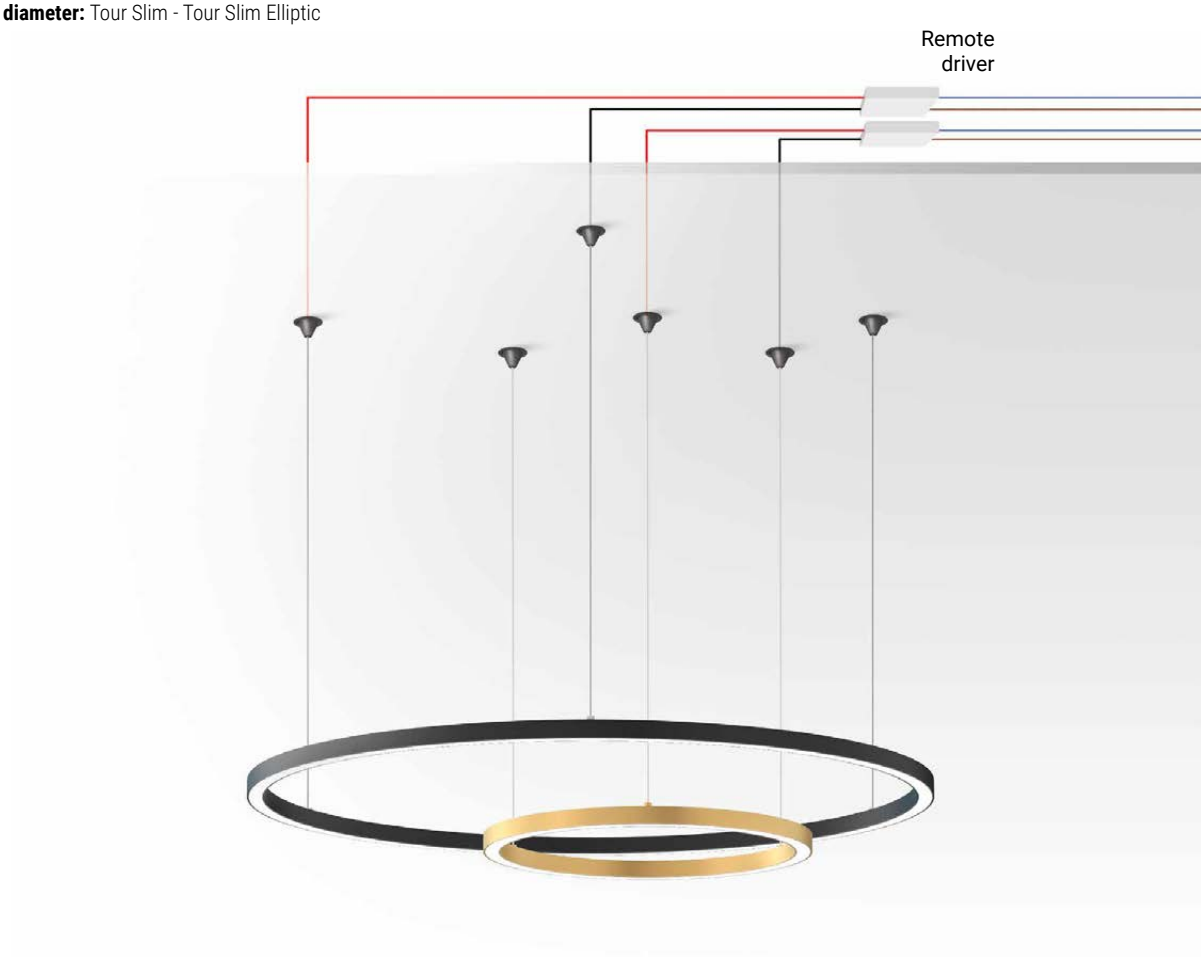

Electronics

AA

99374	99332	99722	83333	C-E400002
ON/OFF	0/1-10V	DALI	DALI/PUSH	DALI/PUSH
1 - 2 art.	1 - 5 art.	1 - 4 art.	1 - 5 art.	1 - 8 art.
210 x 49 x h 25	158 x 60 x h 35	191 x 63 x h 38	188 x 68 x h 34	188 x 68 x h 34
56	70	73	77	77

AB

99374	99332	99722	83333	C-E400002
ON/OFF	0/1-10V	DALI	DALI/PUSH	DALI/PUSH
1 - 2 art.	1 - 4 art.	1 - 3 art.	1 - 4 art.	1 - 6 art.
210 x 49 x h 25	158 x 60 x h 35	191 x 63 x h 38	188 x 68 x h 34	188 x 68 x h 34
56	70	73	77	77

AC

99374	99332	99722	83333	C-E400002
ON/OFF	0/1-10V	DALI	DALI/PUSH	DALI/PUSH
1 art.	1 - 3 art.	1 - 2 art.	1 - 3 art.	1 - 5 art.
210 x 49 x h 25	158 x 60 x h 35	191 x 63 x h 38	188 x 68 x h 34	188 x 68 x h 34
56	70	73	77	77

AD

99374	99332	99722	83333	C-E400002
ON/OFF	0/1-10V	DALI	DALI/PUSH	DALI/PUSH
1 art.	1 - 2 art.	1 - 2 art.	1 - 2 art.	1 - 4 art.
210 x 49 x h 25	158 x 60 x h 35	191 x 63 x h 38	188 x 68 x h 34	188 x 68 x h 34
56	70	73	77	77

AE

99374	99332	99722	83333	C-E400002
ON/OFF	0/1-10V	DALI	DALI/PUSH	DALI/PUSH
1 art.	1 - 2 art.	1 art.	1 - 2 art.	1 - 4 art.
210 x 49 x h 25	158 x 60 x h 35	191 x 63 x h 38	188 x 68 x h 34	188 x 68 x h 34
56	70	73	77	77

AF

99331	99332	99722	83333	C-E400002
ON/OFF	0/1-10V	DALI	DALI/PUSH	DALI/PUSH
1 art.	1 art.	1 art.	1 art.	1 - 2 art.
158 x 60 x h 35	158 x 60 x h 35	191 x 63 x h 38	188 x 68 x h 34	188 x 68 x h 34
70	70	73	77	77

AG

99331	99332	99722	83333
ON/OFF	0/1-10V	DALI	DALI/PUSH
1 art.	1 art.	1 art.	1 art.
158 x 60 x h 35	158 x 60 x h 35	191 x 63 x h 38	188 x 68 x h 34
70	70	73	77

Finishes

WH White
BB Black
HG Brushed Gold
HC Brushed Copper

TOUR

Structure in aluminium.



Surface



	_CD
W	37,5-45-70
mm	**Ø 740-910-1430**
Cct	2700-3000-4000
Opt	**Diffused**
Elec.	On/Off 0/1-10V DALI
Col.	WH BB

Recessed



	_R	_Cell_C
W	37,5-45-70	38-46-68
mm	**Ø 745-915-1435**	**Ø 745-915-1435**
Cct	2700-3000-4000	2700-3000-4000
Opt	**Diffused**	**M.Flood-W.Flood**
Elec.	On/Off 0/1-10V DALI	On/Off 0/1-10V DALI
Col.	WH BB	WH

Suspension

Single emission

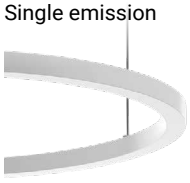

	_PI	_PD	_PU	_Cell_P
W	29-36,5-57,5	37,5-45-70-114	37,5-45-70-114	38-46-68
mm	**Ø 750-945-1475**	**Ø 740-910-1430-2450**	**Ø 740-910-1430-2450**	**Ø 740-910-1430**
Cct	2700-3000-4000	2700-3000-4000	2700-3000-4000	2700-3000-4000
Opt	**Diffused**	**Diffused**	**Diffused**	**M.Flood-M.W.Flood**
Elec.	On/Off 0/1-10V DALI	On/Off 0/1-10V DALI	On/Off 0/1-10V DALI	On/Off 0/1-10V DALI
Col.	WH BB HG HC	WH BB HG HC	WH BB HG HC	WH BB

Suspension

Double emission



	_D
	75-90-140-224
	Ø 740-910-1430-2450
	2700-3000-4000
	Diffused
	On/Off 0/1-10V DALI
	WH BB HG HC

Suspension

Projector



	_Track
V	48
W	15-22
mm	**Ø 945-1475**
Cct	2700-3000-4000
Opt	**Spot-Flood-M.Flood** **W.Flood**
Elec.	On/Off
Col.	WH BB

Emission range

Tour_Cell adopts cut-off microcells for punctual emission with zero glare and very high visual comfort; Tour_Projector, by attaching specific projectors, allows you to obtain a highly versatile accent emission. The new versions join the four already known emissions, namely, direct, indirect, internal side and double-emission: four lighting effects that can be combined with each other in countless combinations to transform environments with a minimal and contemporary sign of light.

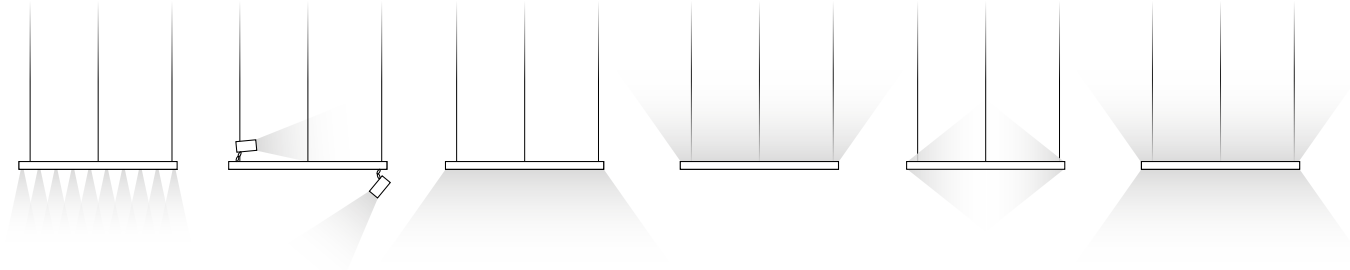

Microcell emission (Tour Cell) | Accent emission (Tour Projector) | Direct emission (Tour PD) | Indirect emission (Tour PU) | Internal lateral emission (Tour PI) | Dual emission (Tour D)



White **(WH)** | Black **(BB)** | Brushed Copper **(HC)** | Brushed Gold **(HG)**

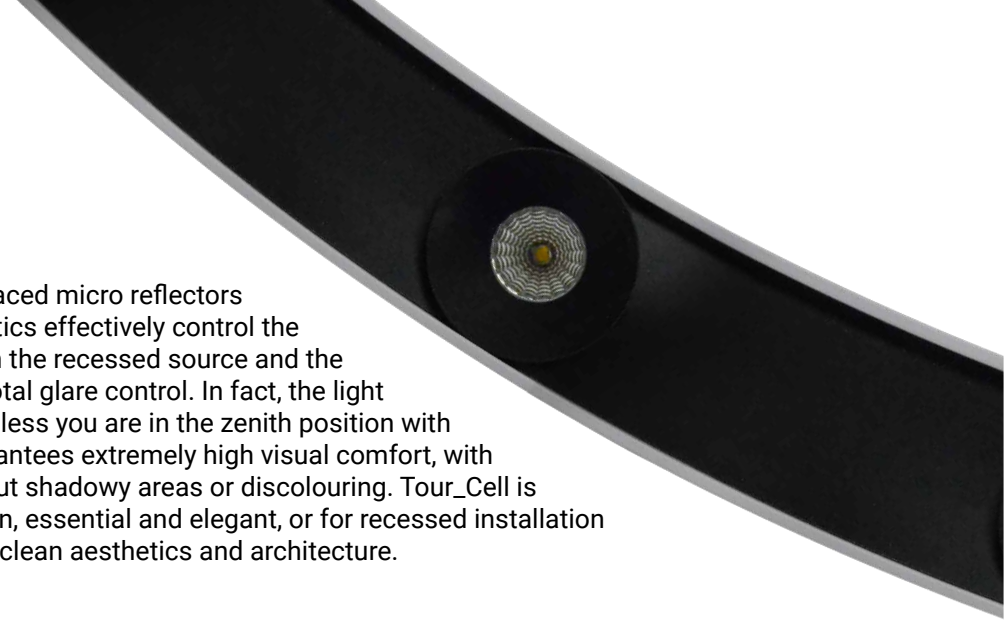

Cell Optics
Small and round, the convex-faced micro reflectors that make up the Tour_Cell optics effectively control the luminance and, combined with the recessed source and the black cell, guarantee almost total glare control. In fact, the light source is impossible to see unless you are in the zenith position with respect to the lamp. This guarantees extremely high visual comfort, with uniform general lighting without shadowy areas or discolouring. Tour_Cell is available in the hanging version, essential and elegant, or for recessed installation for maximum conservation of clean aesthetics and architecture.

Tour_projector
Tour_projector guarantees high performance thanks to the projectors available in two sizes: 15W ø65 mm and 22W ø85 mm. The characteristics of the two projectors allow Tour_projector to work at its best level in a Retail setting, but also in a Museum setting, providing top-level dynamic performance, allowing the projectors to be positioned in any area of the Tour_track without affecting the final balance of the suspension.

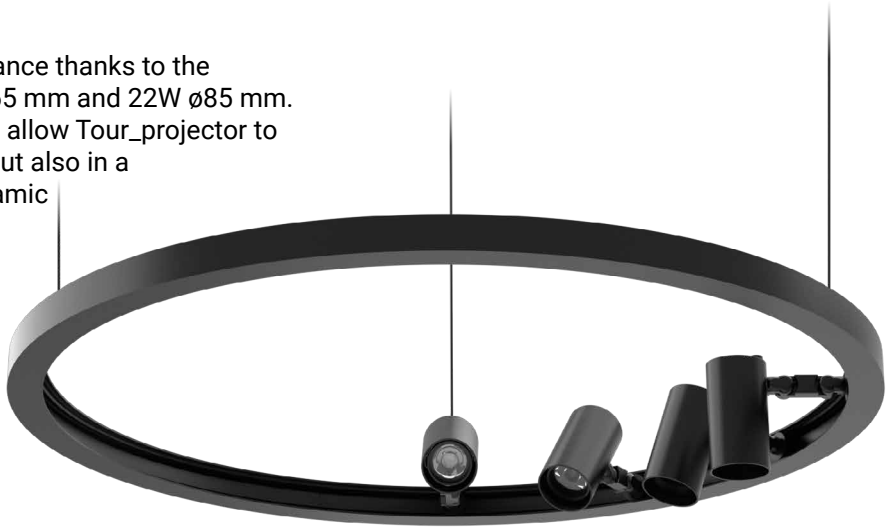



Emission control accessories
Tour_projector is compatible with a wide range of light beam control accessories: standard cylindrical screen and at 45 degrees, fully or partly eliminating the secondary beam and reducing the light cone; cross-like and honeycomb diffuser, for controlling and reducing glaring more or less markedly; directional fins and elliptical filter, for shaping the light or creating ovalized projections.

Easy Plug Connection
Thanks to the particular connection system, can be positioned on the entire circumference of Tour_track. Using the new mechanical locking system, Tour_projector guarantees maximum safety and stability in the directing phase.



Tour_R | topLED | 24 V DC | 37,5 W DC



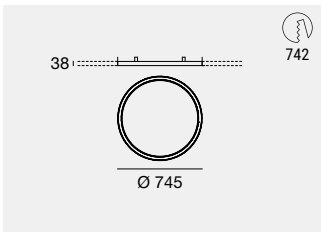

	Fin	Cct	lm S - lm D	Opt
CRI 90				
C00221	**WH**	**M**	4001 - 2242	**DI** (Diffused)
	BB	**W**	4176 - 2340	
		N	4432 - 2483	

Electronics: **AB** (pag 211)

Tour_R | topLED | 24 V DC | 45 W DC



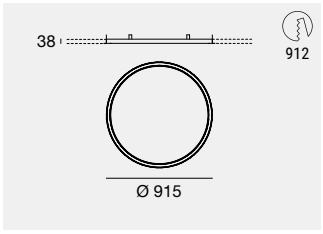

	Fin	Cct	lm S - lm D	Opt
CRI 90				
C00223	**WH**	**M**	5001 - 2802	**DI** (Diffused)
	BB	**W**	5220 - 2837	
		N	5540 - 3010	

Electronics: **AC** (pag 211)

Tour_R | topLED | 24 V DC | 70 W DC



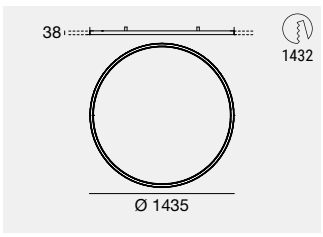

	Fin	Cct	lm S - lm D	Opt
CRI 90				
C00224	**WH**	**M**	8001 - 4230	**DI** (Diffused)
	BB	**W**	8352 - 4416	
		N	8864 - 4686	

Electronics: **AE** (pag 211)

Tour_Cell_C | powerLED | 600 mA | 38 W DC



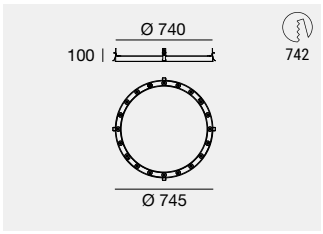

	Fin	Cct	lm S - lm D	Opt
CRI 90				
C00225	**WH**	**M**	3980 - 2812	**MW** (52° UGR<11)
		W	4240 - 2992	**ML** (64° UGR<11)
		N	4740 - 3344	

Electronics: **Y1** (pag 211)

Tour_Cell_C | powerLED | 600 mA | 46 W DC



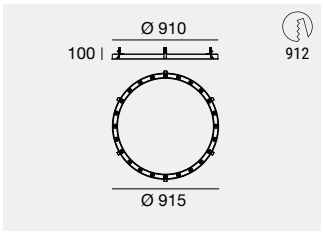

	Fin	Cct	lm S - lm D	Opt
CRI 90				
C00403	**WH**	**M**	4776 - 3372	**MW** (52° UGR<11)
		W	5088 - 3558	**ML** (64° UGR<11)
		N	5688 - 4013	

Electronics: **Y1** (pag 211)

Tour_Cell_C | powerLED | 550 mA | 68 W DC



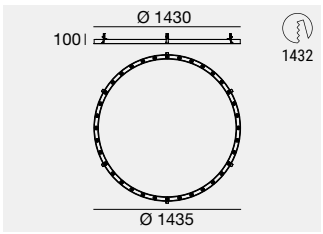

	Fin	Cct	lm S - lm D	Opt
CRI 90				
C00404	**WH**	**M**	7164 - 5065	**MW** (52° UGR<11)
		W	7632 - 5389	**ML** (64° UGR<11)
		N	8532 - 6023	

Electronics: **Z1** (pag 211)



2



3



1

1 UNIVERSITÄT WR. NEUSTADT | (Austria)

Project: Arch. Alexander Magyar
Photography: Alexander Magyar

2 ARIA RETREAT & Spa | Cima di Porlezza - Como (Italy)

Project: R4M Engineering
Lighting Designer: Architect Giorgio Colombo, Light+Arch Consultancy
Photography: Andrea Martiradonna

3 IRI headquarters | Milan (Italy)

Lighting Designer: Garibaldi Architects
Photography: Giacomo Albo

Tour_CD | single-emission | topLED | 24 V DC | 37,5 W DC



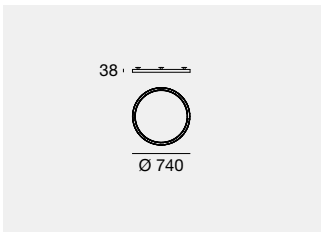

	Fin	Cct	lm S - lm D	Opt
CRI 90				
C00410	**WH**	**M**	4001 - 2242	**DI** (Diffused)
	BB	**W**	4176 - 2340	
		N	4432 - 2483	

Electronics: **AB** (pag 211)

Tour_CD | single-emission | topLED | 24 V DC | 45 W DC



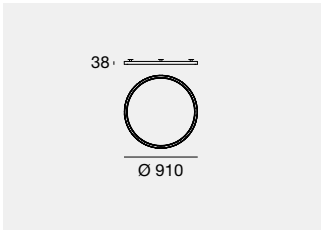

	Fin	Cct	lm S - lm D	Opt
CRI 90				
C00411	**WH**	**M**	5001 - 2802	**DI** (Diffused)
	BB	**W**	5220 - 2837	
		N	5540 - 3010	

Electronics: **AC** (pag 211)

Tour_CD | single-emission | topLED | 24 V DC | 70 W DC



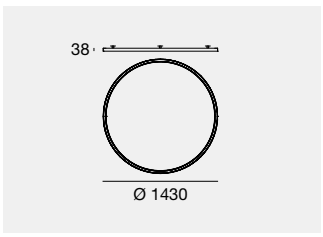

	Fin	Cct	lm S - lm D	Opt
CRI 90				
C00412	**WH**	**M**	8001 - 4230	**DI** (Diffused)
	BB	**W**	8352 - 4416	
		N	8864 - 4686	

Electronics: **AE** (pag 211)

Tour_PI | internal-emission | topLED | 24 V DC | 29 W DC



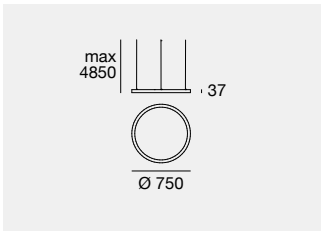

	Fin	Cct	lm S - lm D	Opt
CRI 90				
C00854	**WH**	**M**	3515 - 1195	**DI** (Diffused)
	BB	**W**	3669 - 1212	
	HG	**N**	3933 - 1298	
	HC			

Electronics: **AA** (pag 211) | Accessories & Ceiling rose (pag 208)

Tour_PI | internal-emission | topLED | 24 V DC | 36,5 W DC



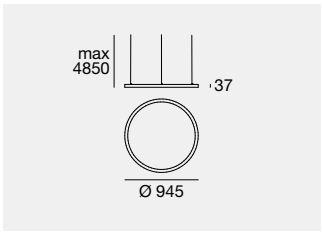

	Fin	Cct	lm S - lm D	Opt
CRI 90				
C00855	**WH**	**M**	4432 - 1506	**DI** (Diffused)
	BB	**W**	4626 - 1568	
	HG	**N**	4959 - 1683	
	HC			

Electronics: **AB** (pag 211) | Accessories & Ceiling rose (pag 208)

Tour_PI | internal-emission | topLED | 24 V DC | 57,5 W DC



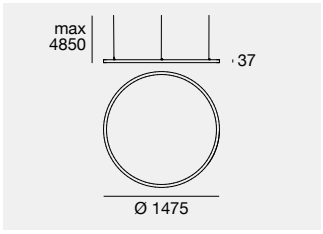

	Fin	Cct	lm S - lm D	Opt
CRI 90				
C00856	**WH**	**M**	7029 - 2319	**DI** (Diffused)
	BB	**W**	7337 - 2369	
	HG	**N**	7866 - 2543	
	HC			

Electronics: **AD** (pag 211) | Accessories & Ceiling rose (pag 208)

Tour_PD | single-emission | topLED | 24 V DC | 37,5 W DC



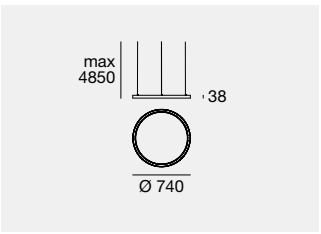

	Fin	Cct	lm S - lm D	Opt
CRI 90				
C00413	**WH**	**M**	4001 - 2242	**DI** (Diffused)
	BB	**W**	4176 - 2340	
	HG	**N**	4432 - 2483	
	HC			

Electronics: **AB** (pag 211) | Accessories & Ceiling rose (pag 208)

Tour_PD | single-emission | topLED | 24 V DC | 45 W DC



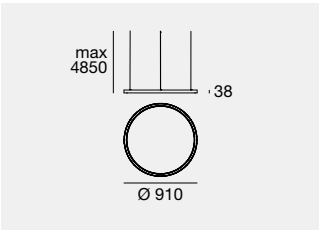

	Fin	Cct	lm S - lm D	Opt
CRI 90				
C00414	**WH**	**M**	5001 - 2802	**DI** (Diffused)
	BB	**W**	5220 - 2837	
	HG	**N**	5540 - 3010	
	HC			

Electronics: **AC** (pag 211) | Accessories & Ceiling rose (pag 208)

Tour_PD | single-emission | topLED | 24 V DC | 70 W DC



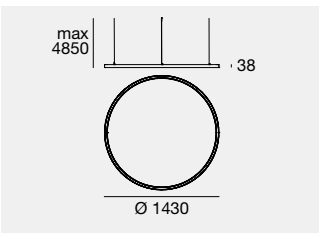

	Fin	Cct	lm S - lm D	Opt
CRI 90				
C00415	**WH**	**M**	8001 - 4230	**DI** (Diffused)
	BB	**W**	8352 - 4416	
	HG	**N**	8864 - 4686	
	HC			

Electronics: **AE** (pag 211) | Accessories & Ceiling rose (pag 208)

Tour_PD | single-emission | topLED | 24 V DC | 114 W DC



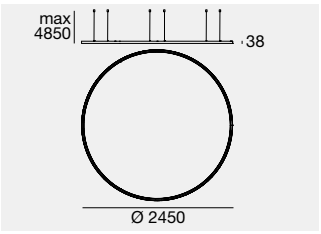

	Fin	Cct	lm S - lm D	Opt
CRI 90				
C00416	**WH**	**M**	13502 - 7228	**DI** (Diffused)
	BB	**W**	14094 - 7545	
	HG	**N**	14958 - 8007	
	HC			

Electronics: **AF** (pag 211) | Accessories & Ceiling rose (pag 208)



ARIA RETREAT & Spa
Cima di Porlezza - Como (Italy)

Project: R4M Engineering

Lighting Designer: Architect Giorgio Colombo, Light+Arch Consultancy

Photography:
Andrea Martiradonna

Tour_PU | indirect-emission | topLED | 24 V DC | 37,5 W DC



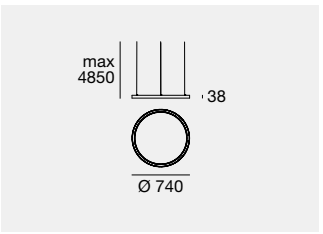

	Fin	Cct	lm S - lm D	Opt
CRI 90				
C00424	**WH**	**M**	4001 - 2242	**DI** (Diffused)
	BB	**W**	4176 - 2340	
	HG	**N**	4432 - 2483	
	HC			

Electronics: **AB** (pag 211) | Accessories & Ceiling rose (pag 208)

Tour_PU | indirect-emission | topLED | 24 V DC | 45 W DC



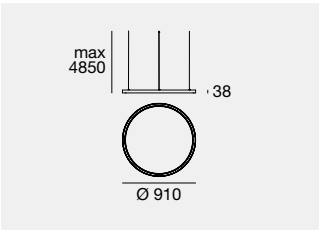

	Fin	Cct	lm S - lm D	Opt
CRI 90				
C00425	**WH**	**M**	5001 - 2802	**DI** (Diffused)
	BB	**W**	5220 - 2837	
	HG	**N**	5540 - 3010	
	HC			

Electronics: **AC** (pag 211) | Accessories & Ceiling rose (pag 208)

Tour_PU | indirect-emission | topLED | 24 V DC | 70 W DC



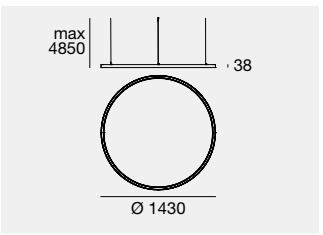

	Fin	Cct	lm S - lm D	Opt
CRI 90				
C00426	**WH**	**M**	8001 - 4230	**DI** (Diffused)
	BB	**W**	8352 - 4416	
	HG	**N**	8864 - 4686	
	HC			

Electronics: **AE** (pag 211) | Accessories & Ceiling rose (pag 208)

Tour_PU | indirect-emission | topLED | 24 V DC | 114 W DC



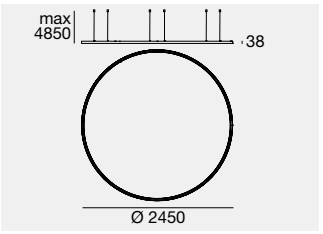

	Fin	Cct	lm S - lm D	Opt
CRI 90				
C00427	**WH**	**M**	13502 - 7728	**DI** (Diffused)
	BB	**W**	14094 - 7545	
	HG	**N**	14958 - 8007	
	HC			

Electronics: **AF** (pag 211) | Accessories & Ceiling rose (pag 208)

Tour_D | double-emission | topLED | 24 V DC | 75 W DC



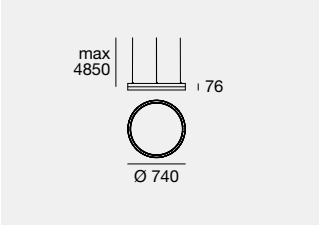

	Fin	Cct	lm S - lm D	Opt
CRI 90				
C00428	**WH**	**M**	8001 - 4230	**DD** (Diffused + diffused)
	BB	**W**	8352 - 4416	
	HG	**N**	8864 - 4686	
	HC			

Electronics: **AE** (pag 211) | Accessories & Ceiling rose (pag 208)

Tour_D | double-emission | topLED | 24 V DC | 90 W DC



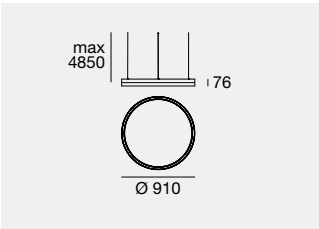

	Fin	Cct	lm S - lm D	Opt
CRI 90				
C00429	**WH**	**M**	10001 - 5443	**DD** (Diffused + diffused)
	BB	**W**	10440 - 5673	
	HG	**N**	11080 - 6021	
	HC			

Electronics: **AF** (pag 211) | Accessories & Ceiling rose (pag 208)

Tour_D | double-emission | topLED | 24 V DC | 140 W DC



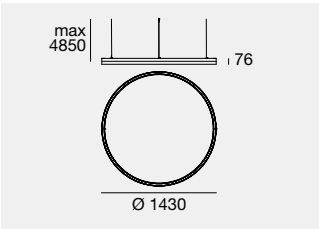

	Fin	Cct	lm S - lm D	Opt
CRI 90				
C00430	**WH**	**M**	16002 - 8459	**DD** (Diffused + diffused)
	BB	**W**	16704 - 8831	
	HG	**N**	17728 - 9373	
	HC			

Electronics: **AG** (pag 211) | Accessories & Ceiling rose (pag 208)

Tour_D | double-emission | topLED | 24 V DC | 224 W DC

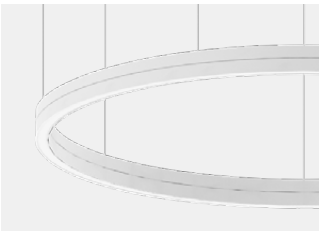

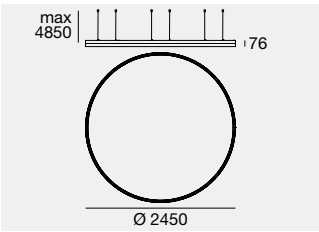

	Fin	Cct	lm S - lm D	Opt
CRI 90				
C00431	**WH**	**M**	27004 - 14452	**DD** (Diffused + diffused)
	BB	**W**	28188 - 15089	
	HG	**N**	29916 - 16014	
	HC			

Electronics: **AH** (pag 211) | Accessories & Ceiling rose (pag 208)

Use 2 drivers to have the separate dual UP & DOWN switching on/off.

Tour_Cell_P | powerLED | 600 mA | 38 W DC



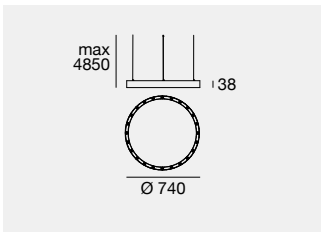

	Fin	Cct	lm S - lm D	Opt
CRI 90				
C00437	**WH**	**M**	3980 -2812	**MW** (52° UGR<11)
	BB	**W**	4240 - 2992	**ML** (64° UGR<11)
		N	4740 - 3344	

Electronics: **Y1** (pag 211) | Accessories & Ceiling rose (pag 208)

Tour_Cell_P | powerLED | 600 mA | 46 W DC



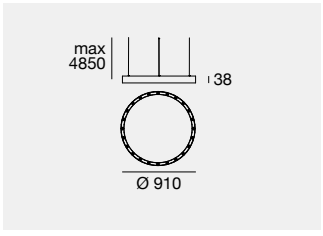

	Fin	Cct	lm S - lm D	Opt
CRI 90				
C00439	**WH**	**M**	4776 - 3372	**MW** (52° UGR<11)
	BB	**W**	5088 - 3558	**ML** (64° UGR<11)
		N	5688 - 4013	

Electronics: **Y1** (pag 211) | Accessories & Ceiling rose (pag 208)

Tour_Cell_P | powerLED | 550 mA | 68 W DC



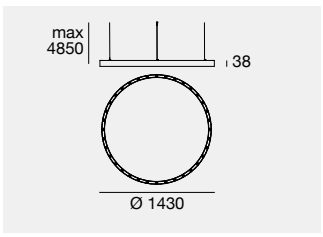

	Fin	Cct	lm S - lm D	Opt
CRI 90				
C00442	**WH**	**M**	7164 - 5065	**MW** (52° UGR<11)
	BB	**W**	7632 - 5389	**ML** (64° UGR<11)
		N	8532 - 6023	

Electronics: **Z1** (pag 211) | Accessories & Ceiling rose (pag 208)

Coupling ceiling rose Tour_Cell_P | 220-240 V AC



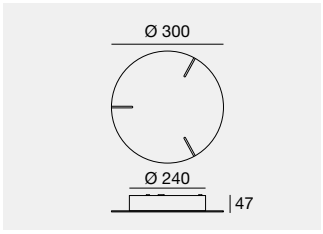

On-Off Max 75 W

WH	**63778**	**suitable for:**
BB	**63779**	**Tour_Cell_P** Ø 740-910-1430

DALI Max 75 W

WH	**C-F300042**	**suitable for:**
BB	**C-F300043**	**Tour_Cell_P** Ø 740-910

DALI Max 75 W

WH	**C-F300044**	**suitable for:**
BB	**C-F300045**	**Tour_Cell_P** Ø 1430

Tour_Track | 48 V DC



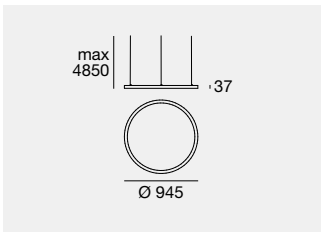

III C.V. IP40

WH **82753**
BB **82755**

Accessories & Ceiling rose (pag 208)

Tour_Track | 48 V DC



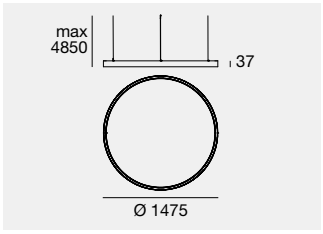

III C.V. IP40

WH **82754**
BB **82756**

Accessories & Ceiling rose (pag 208)

Tour_Projectors | arrayLED | 48 V DC | 15 W DC



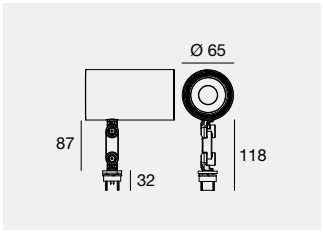

III C.V. IP40

	Cct	lm S - lm D	Opt
Balance - CRI 90			
WH **82757**	**M**	2214 - 1574	**15** (19°)
BB **82758**	**W**	2318 - 1648	**30** (36°)
	N	2411 - 1714	**60** (63°)

Optics & Accessories (pag 210)

Tour_Projectors | arrayLED | 48 V DC | 22 W DC



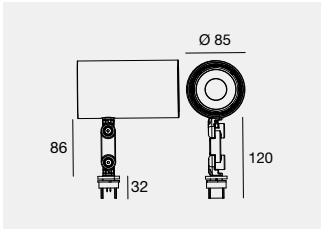

III C.V. IP40

	Cct	lm S - lm D	Opt
Balance - CRI 90			
WH **82759**	**M**	3588 - 3068	**15** (17°)
BB **82760**	**W**	3633 - 3106	**30** (25°)
	N	3776 - 3228	**60** (57°)

Optics & Accessories (pag 210)

Coupling ceiling rose Tour_Track | 220-240 V AC



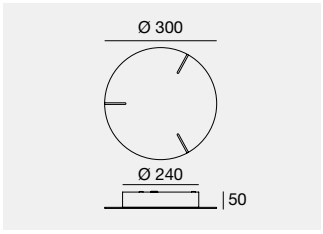

IP20

On-Off Max 75 W

WH **63782** **suitable for:**
BB **63783** **Tour_Track** Ø 945-1475

Coupling ceiling rose Tour_Track | 220-240 V AC



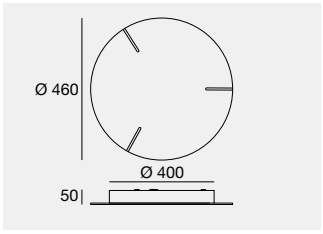

IP20

On-Off Max 200 W

WH **63772** **suitable for:**
BB **63773** **Tour_Track** Ø 945-1475

Ceiling rose

3-cables coupling ceiling rose | 220-240 V AC



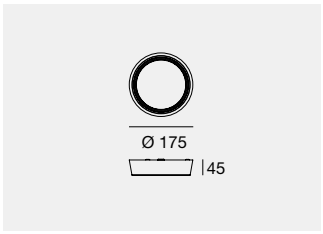

IP20

On-Off - Phase Cut - Push Dim Max 50 W
WH **64010**
BB **64011**
HG **64013**
HC **64012**

DALI - 1-10V Max 70 W
WH **64020**
BB **64021**
HG **64023**
HC **64022**

3-cables coupling ceiling rose | 220-240 V AC



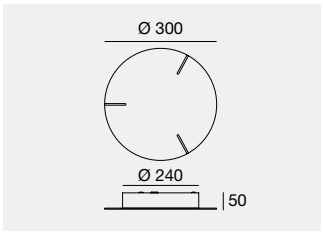

IP20

On-Off Max 90 W
WH **64578**
BB **65142**
HG **64039**
HC **64038**

Phase-Cut Max 100 W
WH **64030**
BB **64031**
HG **64033**
HC **64032**

DALI Push Max 75 W
WH **C-F300013**
BB **C-F300014**
HG **C-F300015**
HC **C-F300016**

On-Off Max 75 W + 75 W
WH **65324**
BB **65326**
HG **C-F300011**
HC **C-F300012**

DALI Push Max 75 W + 75 W
WH **C-F300017**
BB **C-F300018**
HG **C-F300019**
HC **C-F300020**

DALI2 Push Max 150 W
WH **C-F300054**
BB **C-F300055**
HG **C-F300056**
HC **C-F300057**

Finishes
WH White
BB Black
HG Brushed Gold
HC Brushed Copper

Ceiling rose

6-cables coupling ceiling rose | 220-240 V AC



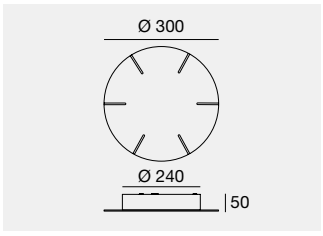

IP20

On-Off Max 150 W
WH **64066**
BB **64067**
HG **64069**
HC **64068**

Phase-Cut Max 100 W
WH **64060**
BB **64061**
HG **64063**
HC **64062**

On-Off Max 150 W + 150 W
WH **65336**
BB **65338**
HG **C-F300021**
HC **C-F300022**

DALI Push Max 150 W
WH **C-F300027**
BB **C-F300029**
HG **C-F300030**
HC **C-F300031**

6-cables ceiling rose for 2/3 Tour fixing | 220-240 V AC



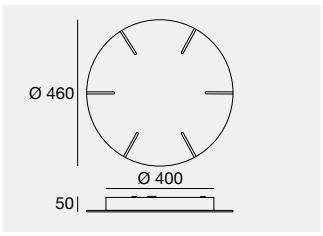

IP20

On-Off Max 150 W + 150 W + 150 W
WH **65412**
BB **65413**
HG **C-F300032**
HC **C-F300033**

DALI Push Max 75 W + 100 W + 150 W
WH **C-F300038**
BB **C-F300039**
HG **C-F300040**
HC **C-F300041**

DALI Push Max 150 W + 150 W
WH **C-F300034**
BB **C-F300035**
HG **C-F300036**
HC **C-F300037**

Accessories

Fixing kit for Tour PD - PI - PU - D (3 pcs)

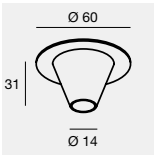

WH **64575**
BB **64670**
HG **64189**
HC **64179**

For version Ø 2450 requires 2x fixing kit with 3 cones each



BB **99781** Elliptical filter
suitable for: Tour_Projectors 15W

BB **C-U300007** Elliptical filter
suitable for: Tour_Projectors 22W



BB **99779** Cross louvre
suitable for: Tour_Projectors 15W

BB **C-U300031** Cross louvre
suitable for: Tour_Projectors 22W



BB **99782** 45° Cylindrical screen
suitable for: Tour_Projectors 15W

BB **C-U300030** 45° Cylindrical screen
suitable for: Tour_Projectors 22W



BB **99780** Honeycomb
suitable for: Tour_Projectors 15W

BB **C-U300008** Honeycomb
suitable for: Tour_Projectors 22W



BB **99783** Cylindrical screen
suitable for: Tour_Projectors 15W

BB **C-U300029** Cylindrical screen
suitable for: Tour_Projectors 22W

Optics



TR **99827** Spot
TR **99828** Flood
TR **99829** W. Flood
suitable for: Tour_Projectors 15W

TR **C-U300015** Spot
TR **C-U300016** Flood
TR **C-U300017** W. Flood
suitable for: Tour_Projectors 22W

Finishes
WH White TR Transparent
BB Black

Electronics

AA

99374	99332	99722	83333	C-E400002
ON/OFF	0/1-10V	DALI	DALI/PUSH	DALI/PUSH
1 - 2 art.	1 - 5 art.	1 - 4 art.	1 - 5 art.	1 - 8 art.
210 x 49 x h 25	158 x 60 x h 35	191 x 63 x h 38	188 x 68 x h 34	188 x 68 x h 34
56	70	73	77	77

AB

99374	99332	99722	83333	C-E400002
ON/OFF	0/1-10V	DALI	DALI/PUSH	DALI/PUSH
1 - 2 art.	1 - 4 art.	1 - 3 art.	1 - 4 art.	1 - 6 art.
210 x 49 x h 25	158 x 60 x h 35	191 x 63 x h 38	188 x 68 x h 34	188 x 68 x h 34
56	70	73	77	77

AC

99374	99332	99722	83333	C-E400002
ON/OFF	0/1-10V	DALI	DALI/PUSH	DALI/PUSH
1 art.	1 - 3 art.	1 - 2 art.	1 - 3 art.	1 - 5 art.
210 x 49 x h 25	158 x 60 x h 35	191 x 63 x h 38	188 x 68 x h 34	188 x 68 x h 34
56	70	73	77	77

AD

99374	99332	99722	83333	C-E400002
ON/OFF	0/1-10V	DALI	DALI/PUSH	DALI/PUSH
1 art.	1 - 2 art.	1 - 2 art.	1 - 2 art.	1 - 4 art.
210 x 49 x h 25	158 x 60 x h 35	191 x 63 x h 38	188 x 68 x h 34	188 x 68 x h 34
56	70	73	77	77

AE

99374	99332	99722	83333	C-E400002
ON/OFF	0/1-10V	DALI	DALI/PUSH	DALI/PUSH
1 art.	1 - 2 art.	1 art.	1 - 2 art.	1 - 4 art.
210 x 49 x h 25	158 x 60 x h 35	191 x 63 x h 38	188 x 68 x h 34	188 x 68 x h 34
56	70	73	77	77

AF

99331	99332	99722	83333	C-E400002
ON/OFF	0/1-10V	DALI	DALI/PUSH	DALI/PUSH
1 art.	1 art.	1 art.	1 art.	1 - 2 art.
158 x 60 x h 35	158 x 60 x h 35	191 x 63 x h 38	188 x 68 x h 34	188 x 68 x h 34
70	70	73	77	77

AG

99331	99332	99722	83333
ON/OFF	0/1-10V	DALI	DALI/PUSH
1 art.	1 art.	1 art.	1 art.
158 x 60 x h 35	158 x 60 x h 35	191 x 63 x h 38	188 x 68 x h 34
70	70	73	77

AH

99786	C-E400002
ON/OFF	DALI/PUSH
1 art.	1 art.
244 x 71 x h 38	188 x 68 x h 34
81	77

Y1

83122	83120
ON/OFF	0/1-10V, DALI/PUSH
1 art.	1 art.
129 x 76 x h 30	124 x 79 x h 22
90	84

Z1

83143	83121
ON/OFF, PUSH, 0/1-10V	DALI
1 art.	1 art.
124 x 79 x h 22	150 x 90 x h 38
84	97



GRAND HOTEL TREMEZZO
Como (Italy)

Project: Arch. Silvia Perego

Photography: Stefano Anzani



SKYLUM

Body in aluminium. Diffuser in white polyester fabric or micro-prismatic PMMA (Comfort versions)

SKYLUM SIMPLICITY WITH VERY HIGH PERFORMANCE.

Light technology meets design precision. Visual comfort finds its most rational form, exploiting the simplicity of pure geometry to create a scenographic effect.

Up to 170 lm/W max



Recessed brackets

High-performance LEDs, up to 170lm/W.

Diffuser in fabric or in micro-prismatic UGR>19

Frame measuring 65 mm

EL

Luminaire compliant with the IEC EN 60598-2-22 standard, containing control and command electronics compatible for use in centralised emergency systems

LIGHT EVOLUTION THAT TRANSFORMS THE SPACE.
4 SIZES, 3 INSTALLATION POSSIBILITIES, ONE SINGLE DESIGN.



Surface

Ø 410
Ø 410 Comfort UGR<19
Ø 605
Ø 605 Comfort UGR<19
Ø 910
Ø 910 Comfort UGR<19
Ø 1150

Recessed

Ø 420
Ø 615
Ø 920
Ø 1160

Suspension

Ø 410
Ø 605
Ø 910

SKYLUM_Q IS PURE DIFFUSED LIGHT

Skylum is the diffused lighting system available in two versions: Standard and PRO, with multiple possibilities of combinations and configurations. In default or custom dimensions, Skylum is the ideal lighting for retail and contract environments or large open spaces such as airports and hotels. The system guarantees the perfect uniformity of the light, cancelling out shadows on the ground and increasing environmental comfort.

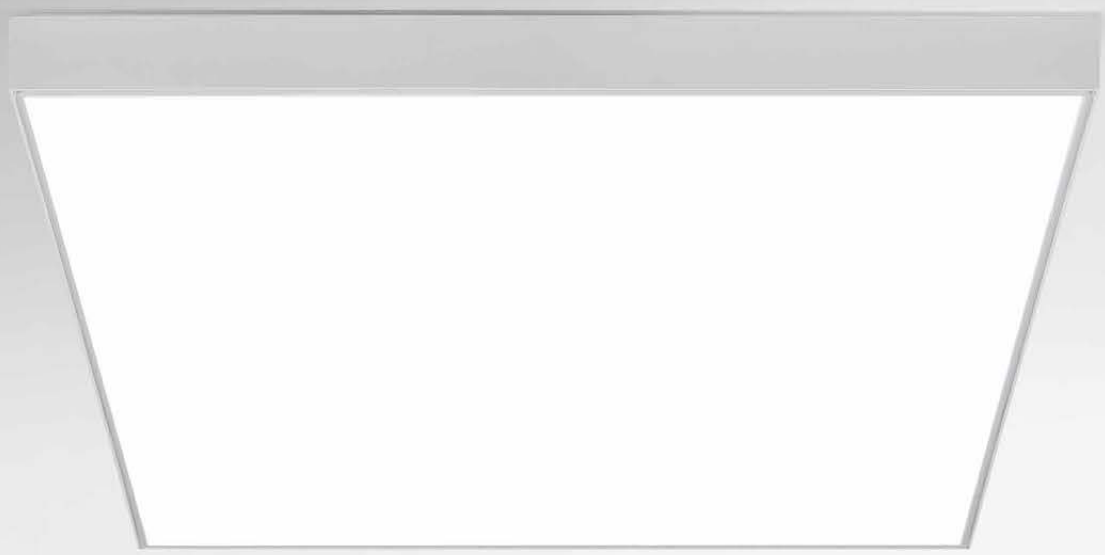

82260
7 m x 7 m x 3 h
value calculated with reflection coefficients:
20 floor
50 wall
70 ceiling

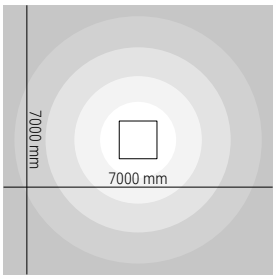

Floor plan



NO SHADOWS



High light diffusion
Skylum is a high definition system, with the large surface lit in an entirely uniform way in every part without drop-offs or blind corners, perfectly vertical on the ground surface, it completely cancels out horizontal shadows and is characterised by a B1 grade fire-resistant polyester diffuser which complies with the DIN 4102-1 standard, easily removable.



Standard version
The Standard version is made up of a thin aluminium frame, just 56,5 mm thick, available in three sizes: 620x620, 935x935, 1250x1250 mm, with LED circuits distributed inside, where each individual diode is mounted on special micro-optics that guarantee uniformity, despite the reduced height of the reflection chamber

PRO version
In the PRO version, the frame is 100 mm thick and has two fixed sizes: 1500x500 and 1500x1500; both models contain modular LED sources that are easily customised in terms of size up to two limit shapes: (max. 1940x1940 mm) and rectangular (max. 5780x1460 mm), the frame of the structure with its extremely thin edges makes the side-by-side placement of the module imperceptible, guaranteeing original lighting structures every time.



Mod. A
480 mm x 480 mm
4000 K: **3298 lm S**



Mod. B
120 mm x 160 mm
4000 K: **275 lm S**

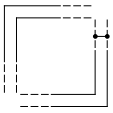

Frame
10 mm

Example:

2 Mod. A + 12 Mod. B
(frame included)
4000 K: **9896 lm S**

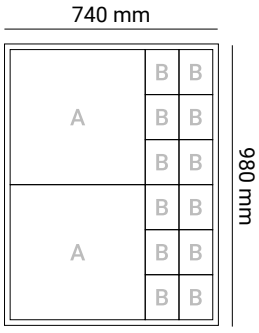

1 Mod. A + 18 Mod. B
(frame included)
4000 K: **8248 lm S**

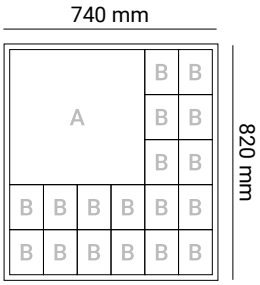

1 Mod. A + 13 Mod. B
(frame included)
4000 K: **6873 lm S**

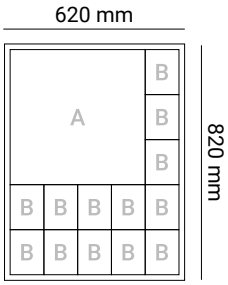

1 Mod. A + 8 Mod. B
(frame included)
4000 K: **5498 lm S**

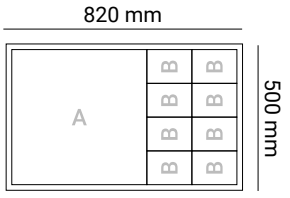

Example maximum sizes:

12 Mod. A + 3 Mod. A
(frame included) | 4000 K: **118728 lm S**

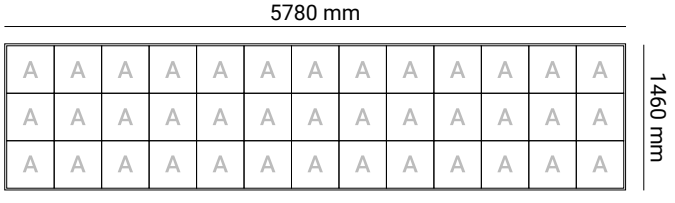

4 Mod. A + 4 Mod. A
(frame included) | 4000 K: **52768 lm S**

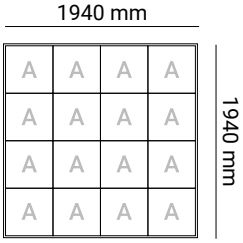

Skylum_R | topLED



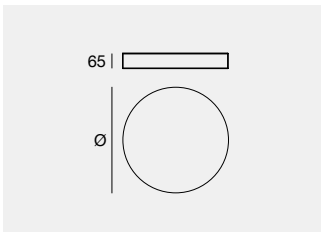

Fin		Cct	lm S - lm D	Opt	
Ø 410 mm - CRI 90 - 24 W DC - 27 W AC					
C00730	**WH**	**M**	3741 - 2782	**DI**	(Diffused)
		W	3918 - 2913		
DALI 2/PUSH		**N**	4164 - 3097		
C00731					
Ø 605 mm - CRI 90 - 47 W DC - 52 W AC					
C00732	**WH**	**M**	7249 - 5545	**DI**	(Diffused)
		W	7591 - 5806		
DALI 2/PUSH		**N**	8068 - 6172		
C00733					
Ø 910 mm - CRI 90 - 89 W DC - 99 W AC					
C00734	**WH**	**M**	13842 - 10736	**DI**	(Diffused)
		W	14495 - 11242		
DALI 2/PUSH		**N**	15405 - 11950		
C00735					
Ø 1150 mm - CRI 90 - 146 W DC - 162 W AC					
C00736	**WH**	**M**	22950 - 17355	**DI**	(Diffused)
		W	24033 - 18172		
DALI 2/PUSH		**N**	25119 - 19317		
C00737					

Skylum_R Comfort | topLED | UGR<19



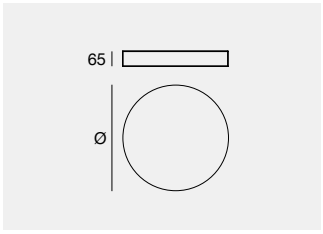

Fin		Cct	lm S - lm D	Opt	
Ø 410 mm - CRI 90 - 19 W DC - 22 W AC					
C00740	**WH**	**M**	2988 - 2168	**DI**	(Diffused <19)
		W	3129 - 2270		
DALI 2/PUSH		**N**	3326 - 2408		
C00741					
Ø 605 mm - CRI 90 - 38 W DC - 42 W AC					
C00742	**WH**	**M**	5932 - 4418	**DI**	(Diffused <19)
		W	6212 - 4626		
DALI 2/PUSH		**N**	6602 - 4907		
C00743					
Ø 910 mm - CRI 90 - 75 W DC - 83 W AC					
C00744	**WH**	**M**	11667 - 8780	**DI**	(Diffused <19)
		W	12218 - 9193		
DALI 2/PUSH		**N**	12985 - 9749		
C00745					

EL Luminaire compliant with the IEC EN 60598-2-22 standard, containing control and command electronics compatible for use in centralised emergency systems

Finishes White

Cct **M** 2700 **N** 4000 **W** 3000

Skylum_RF | topLED



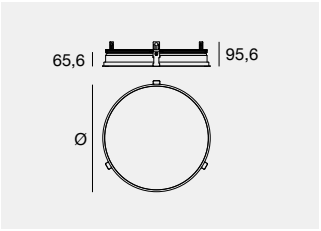

EL IP20 NEW

	Fin	Cct	lm S - lm D	Opt	
Ø 420 mm - CRI 90 - 24 W DC - 27 W AC					410
C00721	**WH**	**M**	3741 - 2782	**DI** (Diffused)	
		W	3918 - 2913		
DALI 2/PUSH		**N**	4164 - 3097		
C00750					
Ø 615 mm - CRI 90 - 47 W DC - 52 W AC					605
C00722	**WH**	**M**	7249 - 5545	**DI** (Diffused)	
		W	7591 - 5806		
DALI 2/PUSH		**N**	8068 - 6172		
C00751					
Ø 920 mm - CRI 90 - 89 W DC - 99 W AC					910
C00723	**WH**	**M**	13842 - 10736	**DI** (Diffused)	
		W	14495 - 11242		
DALI 2/PUSH		**N**	15405 - 11950		
C00752					
Ø 1160 mm - CRI 90 - 146 W DC - 162 W AC					1150
C00724	**WH**	**M**	22950 - 17355	**DI** (Diffused)	
		W	24033 - 18172		
DALI 2/PUSH		**N**	25119 - 19317		
C00753					

Skylum_R
with fabric diffuser



Skylum_R Comfort
with micro-prismatic diffuser
(UGR<19)

UGR



EL

Luminaire compliant with the IEC EN 60598-2-22 standard, containing control and command electronics compatible for use in centralised emergency systems

Finishes
White

Cct
M 2700 **N** 4000
W 3000



Skylum_RP | double-emission | topLED



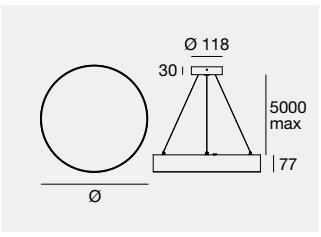

	Fin	Cct	lm S - lm D	Opt
Ø 410 mm - CRI 90 - 33 W DC - 37 W AC				
C00821	**WH**	**M**	4835 - On req	**DD** (Diffused + diffused)
		W	5064 - On req	
DALI 2/PUSH		**N**	5382 - On req	
C00822				
Ø 605 mm - CRI 90 - 58 W DC - 68 W AC				
C00823	**WH**	**M**	8950 - On req	**DD** (Diffused + diffused)
		W	9373 - On req	
DALI 2/PUSH		**N**	9962 - On req	
C00824				
Ø 910 mm - CRI 90 - 116 W DC - 130 W AC				
C00825	**WH**	**M**	17973 - On req	**DD** (Diffused + diffused)
		W	18821 - On req	
DALI 2/PUSH		**N**	20003 - On req	
C00826				

EL Luminaire compliant with the IEC EN 60598-2-22 standard, containing control and command electronics compatible for use in centralised emergency systems

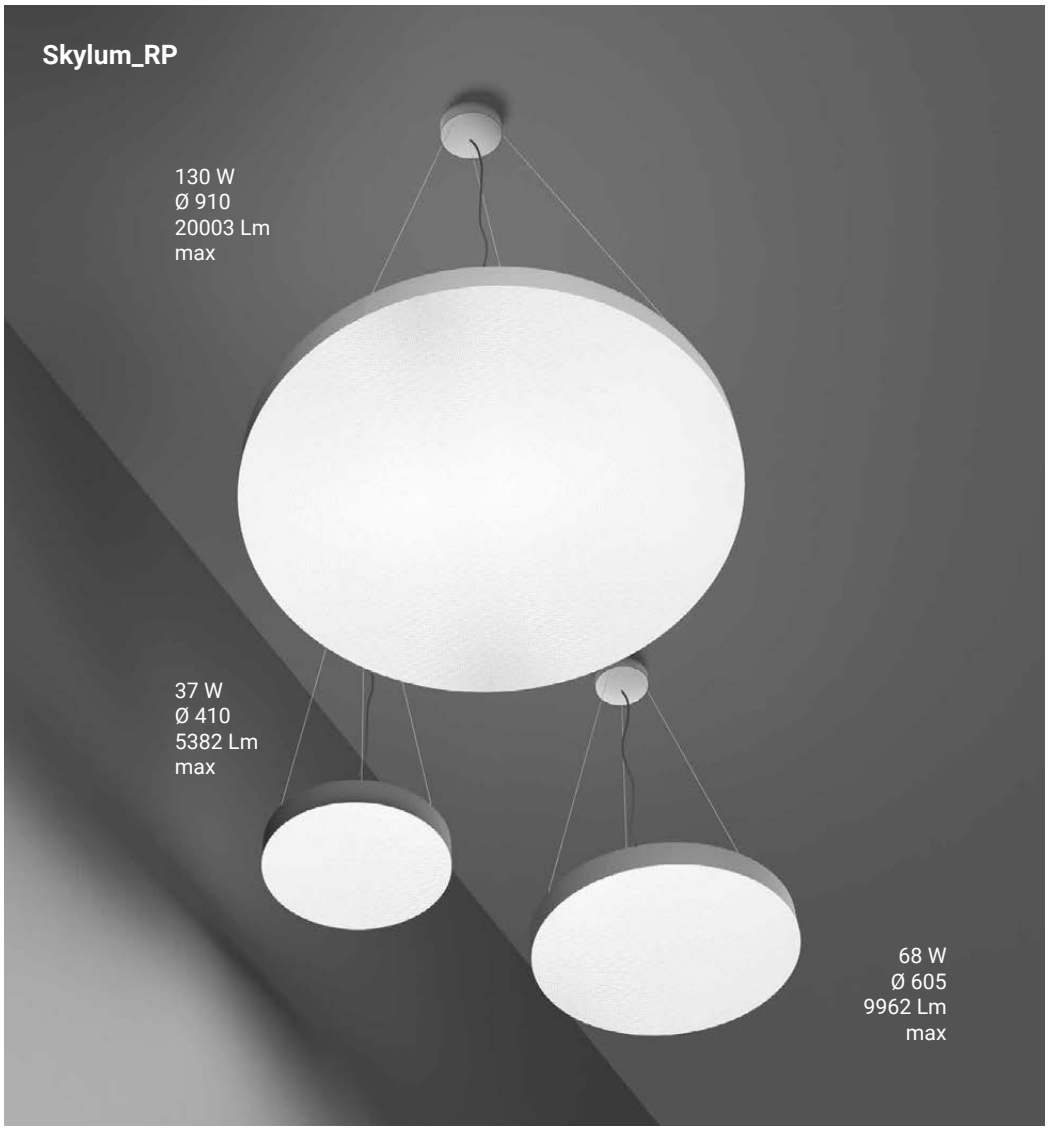

Finishes **Cct**

White **M** 2700 **N** 4000 **W** 3000

Skylum_Q | topLED | 198-264 V AC



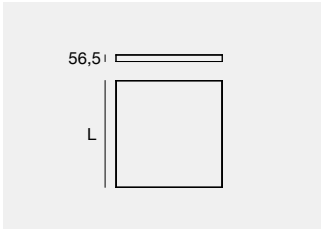

EL IP40

	Cct	Im S - Im D	Opt
L 620 - CRI 80 - 38 W DC - 43 W AC			
WH **82258**	**M**	6450 - 4773	**00** (Diffused)
BB **84273**	**W**	6737 - 4993	
	N	7023 - 5192	
L 620 - CRI 80 - DALI2 / PUSH - 38 W DC - 43 W AC			
WH **82261**	**M**	6450 - 4837	**00** (Diffused)
BB **84276**	**W**	6737 - 4993	
	N	7023 - 5192	
L 935 - CRI 80 - 96 W DC - 104 W AC			
WH **82259**	**M**	15093 - 12074	**00** (Diffused)
BB **84274**	**W**	15763 - 12581	
	N	16434 - 13087	
L 935 - CRI 80 - DALI2 / PUSH - 96 W DC - 104 W AC			
WH **82262**	**M**	15093 - 12074	**00** (Diffused)
BB **84277**	**W**	15763 - 12581	
	N	16434 - 13087	
L 1250 - CRI 80 - 160 W DC - 172 W AC			
WH **82260**	**M**	27882 - 19518	**00** (Diffused)
BB **84275**	**W**	29059 - 20546	
	N	30295 - 21371	
L 1250 - CRI 80 - DALI2 / PUSH - 160 W DC - 172 W AC			
WH **82263**	**M**	27882 - 19518	**00** (Diffused)
BB **84278**	**W**	29059 - 20546	
	N	30295 - 21371	

Skylum_Q PRO | topLED



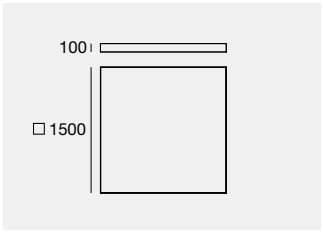

C.C. EL IP40

	Cct	Im S - Im D	Opt
DALI - CRI 80 - 2100 mA - 78 W DC			
WH **84170**	**M**	13083 - 7840	**00** (Diffused)
BB **84271**	**W**	13665 - 8135	
	N	14246 - 8419	

Electronics: **FF** (pag 220)

DALI - CRI 80 - 4350 mA - 157 W DC

WH **84171**	**M**	25446 - 16030	**00** (Diffused)
BB **84272**	**W**	26577 - 16577	
	N	27708 - 17157	

Electronics: **FG** (pag 220)

Skylum_Q PRO | topLED



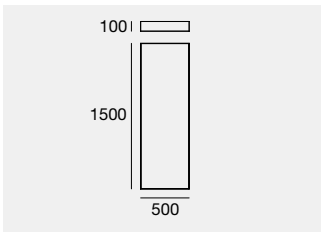

C.C. EL IP40

	Cct	Im S - Im D	Opt
DALI - CRI 80 - 1450mA - 52 W DC			
WH **84169**	**M**	8482 - 5343	**00** (Diffused)
BB **84270**	**W**	8859 - 5526	
	N	9236 - 5719	

Electronics: **FH** (pag 220)

EL Luminaire compliant with the IEC EN 60598-2-22 standard, containing control and command electronics compatible for use in centralised emergency systems

Electronics

FF

83195
DALI
1 art.
180 x 63 x h 36
79

FG

83196
DALI
1 art.
244 x 71 x h 38
79

FH

83194
DALI
1 art.
180 x 63 x h 36
79

Finishes
WH White
BB Black

Cct
M 2700 **N** 4000
W 3000

SALUBER
Calcinato - Brescia (Italy)

Project:
Architects Borgognoni and Sisti

Photography:
Marco Reggi



MINI_ALBATROS

Aluminium body
PMMA diffuser

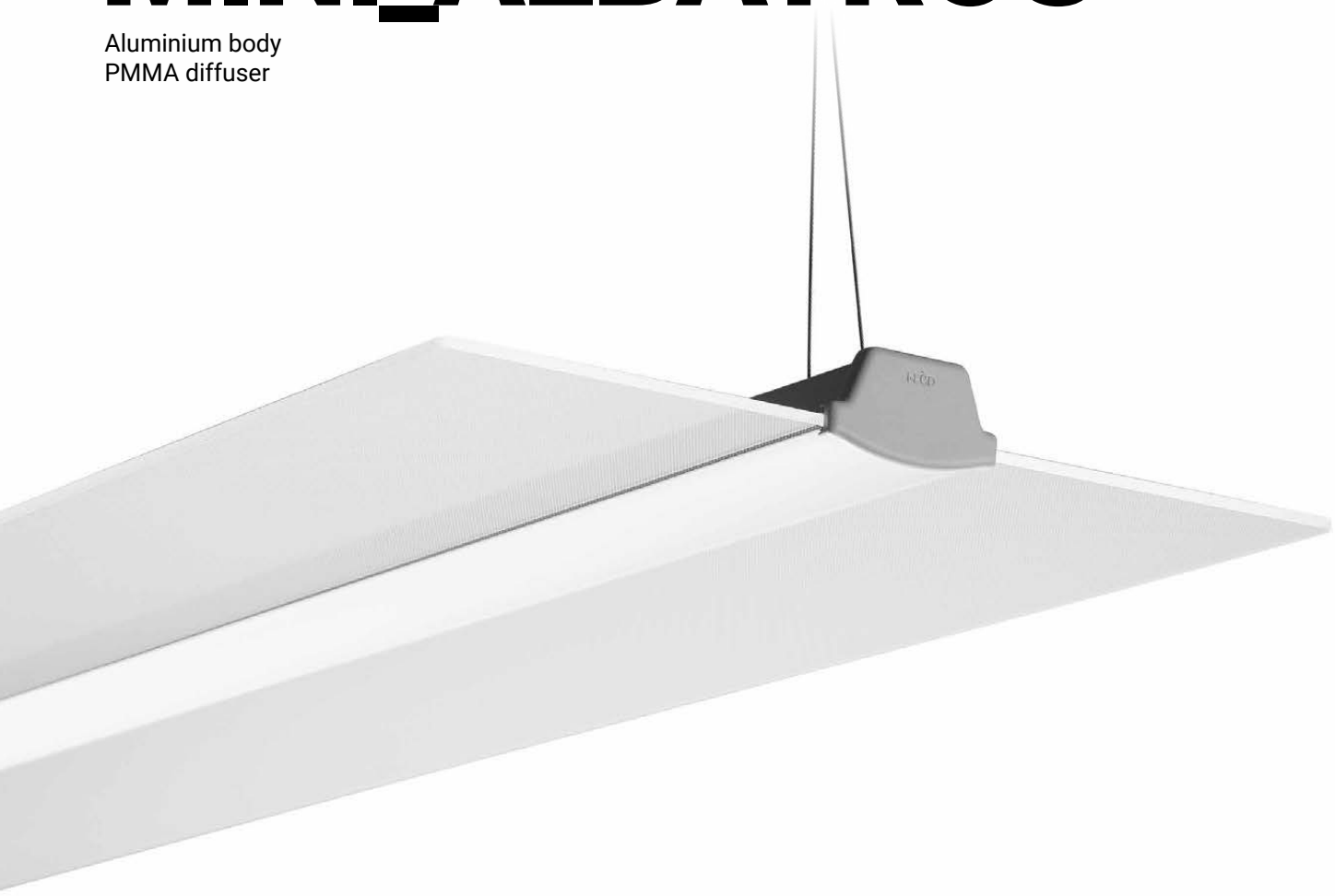

OptiLight Technology
The transparent PMMA surface has a special pattern consisting of laser micro-engravings which divert the photons emitted by the lateral source, conveying the emission downwards and upwards. The lined engraving of the edge avoids glare and improves the performance of the lamp. A Linea Light Group's technology, that keeps the product fully transparent when not lit; it emits a soft glare-free light when lit, for full visual comfort.

Direct and indirect emission
The double emission solution is conceived to guarantee the correct light distribution in both directions: 55% of the emission is conveyed uniformly in the underlying plane, while the remaining 45% of indirect light allows to obtain good environmental lighting.



Albatros modular | Example of installation

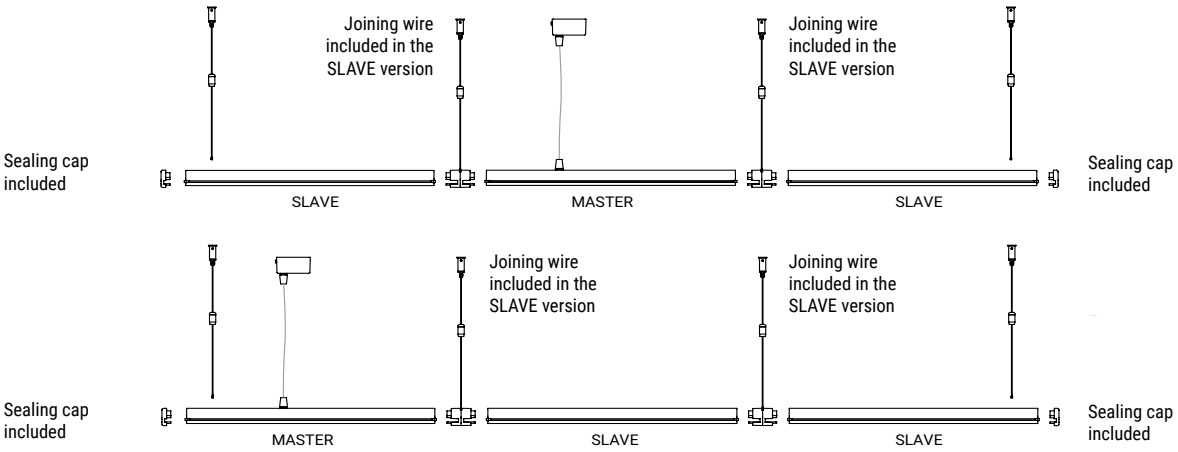

Mini_Albatros | Complete | double-emission | topLED | 220-240 V AC



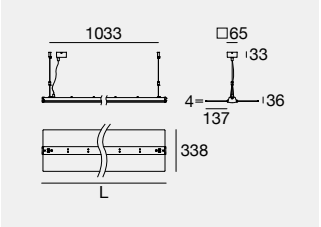

IK08 IP40

	Cct	lm S - lm D	Opt
L 1125 mm - CRI 90 - 37 W DC - 44 W AC			
WH **82834**	**W**	4356 - 3974	**00** (Diffused + diffused)
GG **82835**	**N**	4572 - 4181	
L 1125 mm - CRI 90 - DALI - 37 W DC - 44 W AC			
WH **82749**	**W**	4356 - 3974	**00** (Diffused + diffused)
GG **82750**	**N**	4572 - 4181	
L 1414 mm - CRI 90 - 46 W DC - 55 W AC			
WH **82836**	**W**	5445 - 4968	**00** (Diffused + diffused)
GG **82837**	**N**	5715 - 5226	
L 1414 mm - CRI 90 - DALI - 46 W DC - 55 W AC			
WH **82751**	**W**	5445 - 4968	**00** (Diffused + diffused)
GG **82752**	**N**	5715 - 5226	

Mini_Albatros Cct W = 3500 K

Mini_Albatros_M Master | double-emission | topLED | 220-240 V AC



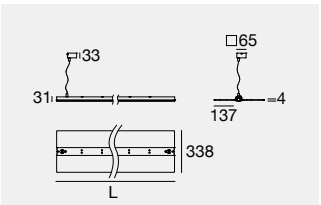

IK08 IP40

	Cct	lm S - lm D	Opt
L 1125 mm - CRI 90 - 37 W DC - 44 W AC			
WH **82838**	**W**	4356 - 3974	**00** (Diffused + diffused)
GG **82839**	**N**	4572 - 4181	
L 1125 mm - CRI 90 - DALI - 37 W DC - 44 W AC			
WH **82823**	**W**	4356 - 3974	**00** (Diffused + diffused)
GG **82824**	**N**	4572 - 4181	
L 1414 mm - CRI 90 - 46 W DC - 55 W AC			
WH **82840**	**W**	5445 - 4968	**00** (Diffused + diffused)
GG **82841**	**N**	5715 - 5226	
L 1414 mm - CRI 90 - DALI - 46 W DC - 55 W AC			
WH **82825**	**W**	5445 - 4968	**00** (Diffused + diffused)
GG **82826**	**N**	5715 - 5226	

Mini_Albatros Cct W = 3500 K

Mini_Albatros_M Slave | double-emission | topLED | 220-240 V AC



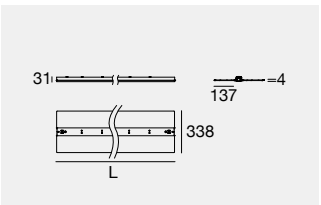

IK08 IP40

	Cct	lm S - lm D	Opt
L 1125 mm - CRI 90 - 37 W DC - 44 W AC			
WH **82842**	**W**	4356 - 3974	**00** (Diffused + diffused)
GG **82843**	**N**	4572 - 4181	
L 1125 mm - CRI 90 - DALI - 37 W DC - 44 W AC			
WH **82827**	**W**	4356 - 3974	**00** (Diffused + diffused)
GG **82828**	**N**	4572 - 4181	
L 1414 mm - CRI 90 - 46 W DC - 55 W AC			
WH **82844**	**W**	5445 - 4968	**00** (Diffused + diffused)
GG **82845**	**N**	5715 - 5226	
L 1414 mm - CRI 90 - DALI - 46 W DC - 55 W AC			
WH **82829**	**W**	5445 - 4968	**00** (Diffused + diffused)
GG **82830**	**N**	5715 - 5226	

Mini_Albatros Cct W = 3500 K

Accessories

Mini_Albatros | Fixing for false ceilings



WH	**98428**	Fixing for false ceilings
GG	**98429**	

Finishes

WH White
GG Grey

Cct

W 3500
N 4000

Cob44_R
For additional
information: pag 106



BATON

The fixtures are made in aluminium and powder coated in either matt white or matt black, perfectly blending into the architectural space. The optics compartment is characterised by a reflector ensuring the high visual comfort of Baton.

NEW OPTICS GROUP FOR GREATER DESIGN VERSATILITY

UGR CRI 90

The Baton family introduces new high-performing LEDs CRI 90 and a new optics group consisting of a reflector in aluminium with three different angles of light distribution. Baton is aimed at designers, offering lighting performance and high visual comfort thanks to the rearward position of the LED circuit, ensuring glare control with UGR ≤16.



	_Baton_P	_Baton_P	_Baton_Q	_Baton_R	_Baton_R/_Q
W	6,3	3	7,3	7,3	2
mm	**Ø 60 H 250/400**	**Ø 32 H 350/500**	**☐ 80 H 120-200**	**Ø 80 H 120**	**☐ Ø 30 H 30**
Cct	2700-3000-4000	3000-4000	2700-3000-4000	2700-3000-4000	3000-4000
Opt	**Spot-Flood** **M.W.Flood**	**W.Flood**	**Spot** **W.Flood**	**Spot** **W.Flood**	**M.Flood-W.Flood** **E.W.Flood**
Elec.	On/Off	On/Off	On/Off	On/Off	On/Off 0/1-10V - DALI
Col.	WB WA BB BD	WB WA BD	WH WB WA BB BD	WH WB WA BB BD	WH



Finishes
The lighting bodies, painted with white matt or black matt finish powders, perfectly merge with the architectural space.
The internal of the optical unit characterises the product with a slight colour accent, declined in matt black and gold black.



Baton_Q: 76089W10
Worktop dimensions: (L x P x H) 1000 x 1000 x 1000 mm
Ceiling height: 2800 mm
Lamp height from worktop: 1600 mm
Average illuminance: 435 lx
UGR: ≤16

Controlled emission
Baton creates high contrast light effects.
The lens integrated in the body creates a light beam characterised by clear-cut edges capable of casting any lit subject. The receded position of the LED makes this suspension extremely comfortable to view, perfect, for example, for, lighting cafeteria tables and counters.



Baton_P: 84576W45
Worktop dimensions: (L x P x H) 1800 x 900 x 800 mm
Ceiling height: 2800 mm
Lamp height from worktop: 1000 mm
Average illuminance: 350 lx
UGR: ≤16



CAP HOLDING
Milan (Italy)

Customer: CAP Holding S.p.A.

Architectural design: Studio Claudio Lucchin & Architetti Associati

Interior design, furnishings and lamps: Alterstudio Partners

Photos: Margherita Nardi

Baton_P | arrayLED | 220-240 V AC | 3 W DC - 5 W AC



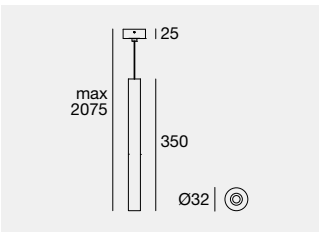

IP40 UGR

	Fin	Cct	lm S - lm D	Opt
CRI 90				
C00317	**WB**	**W**	321 - 256	**WF** (59° UGR<19)
	WA	**N**	345 - 275	
	BD			

Baton_P | arrayLED | 220-240 V AC | 3 W DC - 5 W AC



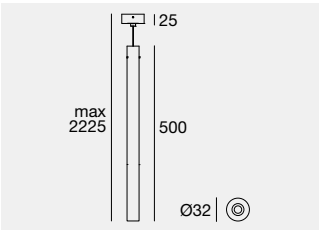

IP40 UGR

	Fin	Cct	lm S - lm D	Opt
CRI 90				
C00318	**WB**	**W**	321 - 256	**WF** (59° UGR<19)
	WA	**N**	345 - 275	
	BD			

Baton_P | arrayLED | 220-240 V AC | 6,3 W DC - 8,2 W AC



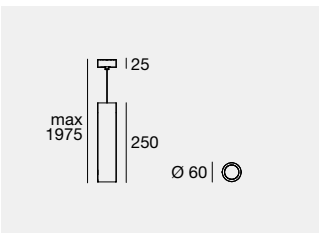

IP40 UGR

	Cct	lm S - lm D	Opt
CRI 90			
WB **84575**	**M**	715 - 407	**10** (12° UGR<11)
WA **84576**	**W**	748 - 426	**20** (20° UGR<11)
BB **76102**	**N**	805 - 458	**45** (42° UGR<16)
BD **84577**			

Baton_P | arrayLED | 220-240 V AC | 6,3 W DC - 8,2 W AC



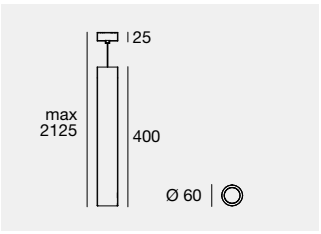

IP40 UGR

	Cct	lm S - lm D	Opt
CRI 90			
WB **84578**	**M**	715 - 407	**10** (12° UGR<11)
WA **84579**	**W**	748 - 426	**20** (20° UGR<11)
BB **76103**	**N**	805 - 458	**45** (42° UGR<16)
BD **84580**			



Optics
WF (59°) UGR<19



Optics:
10 (12°) UGR<11
20 (20°) UGR <11
45 (42°) UGR<16

Finishes

WH White WB White/Black BD Black/Gold
BB Black WA White/Gold

Cct

M 2700 **N** 4000
W 3000

Baton_R | powerLED | 630 mA | 2 W DC



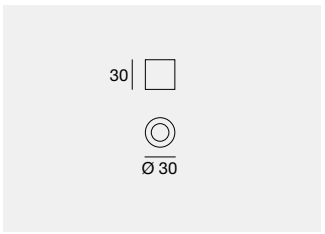

	Fin	Cct	lm S - lm D	Opt
CRI 90				
C00320	**WH**	**W**	212 - 189	**ML** (31°)
		N	237 - 210	**MW** (37°)
				WF (70°)
				XF (112°)

Electronics: **C1** (pag 229)

Baton_Q | powerLED | 630 mA | 2 W DC



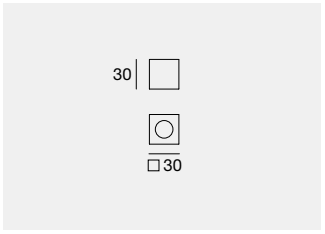

	Fin	Cct	lm S - lm D	Opt
CRI 90				
C00321	**WH**	**W**	212 - 189	**ML** (31°)
		N	237 - 210	**MW** (37°)
				WF (70°)
				XF (112°)

Electronics: **C1** (pag 229)

Baton_R | arrayLED | 220-240 V AC | 7,3 W DC - 9 W AC



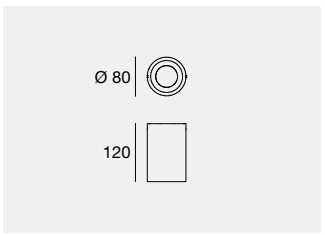

	Cct	lm S - lm D	Opt
CRI 90			
WH **84581**	**M**	1067 - 663	**10** (12° UGR<16)
WB **84582**	**W**	1133 - 694	**20** (18° UGR<16)
WA **84583**	**N**	1191 - 747	**50** (55° UGR<16)
BB **76084**			
BD **76085**			

Baton_Q | arrayLED | 220-240 V AC | 7,3 W DC - 9 W AC



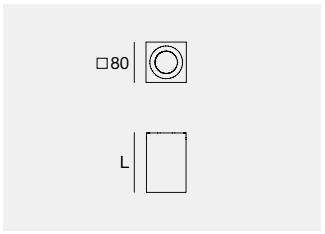

	Cct	lm S - lm D	Opt
L 120 mm - CRI 90			
WH **84584**	**M**	1067 - 663	**10** (12° UGR<16)
WB **84585**	**W**	1133 - 694	**20** (18° UGR<16)
WA **84586**	**N**	1191 - 747	**50** (55° UGR<16)
BB **76086**			
BD **76087**			
L 200 mm - CRI 90			
WH **84587**	**M**	1067 - 663	**10** (12° UGR<16)
WB **84588**	**W**	1133 - 694	**20** (18° UGR<16)
WA **84589**	**N**	1191 - 747	**50** (55° UGR<16)
BB **76088**			
BD **76089**			

TECHNOLOGICAL CORE
Technology dressed up in a sober and understated design, in one word, Baton.

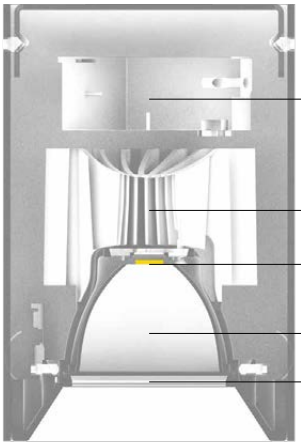

Electronics

C1

89147	99376	99105	99710	99713	+ driver 24V DC	
ON/OFF	ON/OFF	ON/OFF	24V DC converter	24V DC converter	99374	99331
1 - 2 art.	3 - 6 art.	6 - 12 art.	0/1-10V 1 - 6 art.	DALI 1 - 6 art.	75W	150W
138 x 22 x h 21	138 x 22 x h 21	103 x 58 x h 27	138 x 22 x h 20	138 x 22 x h 20		
29	29	64	29	29	56	70

Finishes
WH White
BB Black
WB White/Black
WA White/Gold
BD Black/Gold

Cct
M 2700
W 3000
N 4000

POUND

Aluminium body.



Vast range

Four versions, available in white and black finishes, the Pound BC, BS, S, Wall models free you from the track system whilst maintaining the advantages of the Pound range.



Pound_BC
Semi-recessed



Pound_BS
Surface
Driver on board



Pound_S
Surface
Driver on board



Pound_Wall
Surface
Driver on board

The Pound_Wall collection is designed to fit any type of situation. It makes use of the new joint that allows the product to be rotated on the vertical axis by 90° and on the horizontal axis by 350°.

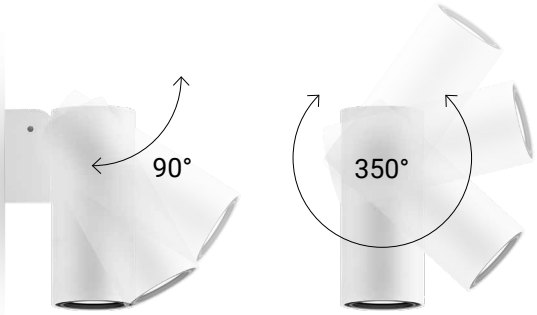



Pound family



Pound_T
138-141



Pound_T Super Spot
138



Pound Focus
141-143



Pound Shaper
146-148

Pound_BS | arrayLED | 198-264 V AC | 13 W DC - 15,5 W AC



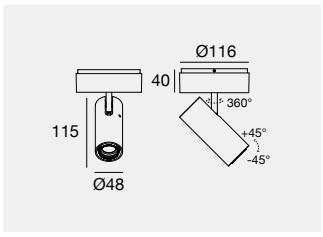

IP20

	Cct	lm S - lm D	Opt
CRI 90			
WH **82359**	**M**	1669 - 1015	**15** (17°)
BB **82360**	**W**	1771 - 1063	**30** (25°)
CRI 92 - DALI	**N**	1363 - 1143	**60** (42°)
WH **82365**			
BB **82366**			

Optic & accessories: (pag 234)

Pound_BS | arrayLED | 198-264 V AC | 25 W DC - 29 W AC



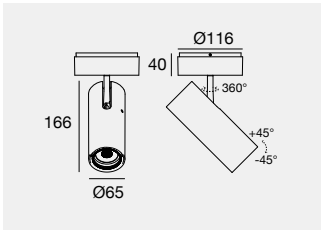

IP20

	Cct	lm S - lm D	Opt
CRI 90			
WH **82361**	**M**	3558 - 2002	**15** (19°)
BB **82362**	**W**	3725 - 2095	**30** (36°)
CRI 92 - DALI	**N**	3874 - 2252	**60** (63°)
WH **82367**			
BB **82368**			

Optic & accessories: (pag 234)

Pound_BS | arrayLED | 198-264 V AC | 34 W DC - 39 W AC



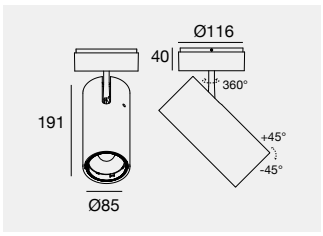

IP20

	Cct	lm S - lm D	Opt
CRI 90			
WH **82363**	**M**	4956 - 2995	**15** (17°)
BB **82364**	**W**	5019 - 3139	**30** (25°)
CRI 92 - DALI	**N**	5216 - 3375	**60** (57°)
WH **82369**			
BB **82370**			

Optic & accessories: (pag 234)

Pound_BC | arrayLED | 350 mA | 13 W DC



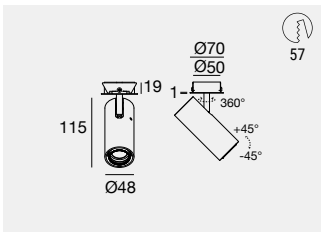

C.C. IP20

	Cct	lm S - lm D	Opt
CRI 90			
WH **82353**	**M**	1669 - 1015	**15** (17°)
BB **82354**	**W**	1771 - 1063	**30** (25°)
	N	1363 - 1143	**60** (42°)

Electronic: **O1** (pag 234) | Optic & accessories: (pag 234)

Pound_BC | arrayLED | 700 mA | 25 W DC



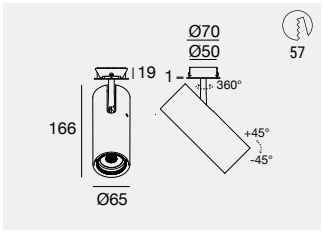

C.C. IP20

	Cct	lm S - lm D	Opt
CRI 90			
WH **82355**	**M**	3558 - 2002	**15** (19°)
BB **82356**	**W**	3725 - 2095	**30** (36°)
	N	3874 - 2252	**60** (63°)

Electronic: **T1** (pag 234) | Optic & accessories: (pag 234)

Pound_BC | arrayLED | 950 mA | 34 W DC



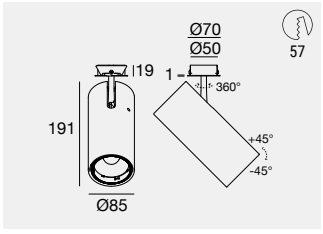

C.C. IP20

	Cct	lm S - lm D	Opt
CRI 90			
WH **82357**	**M**	4956 - 3136	**15** (17°)
BB **82358**	**W**	5019 - 3283	**30** (25°)
	N	5216 - 3529	**60** (57°)

Electronic: **V1** (pag 234) | Optic & accessories: (pag 234)

Pound_S | arrayLED | 190-250 V AC | 6,5 W DC - 8,5 W AC



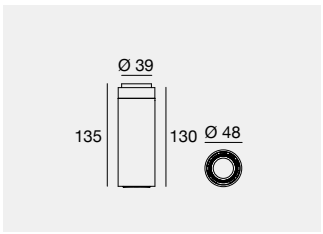

IP40 UGR

	Cct	lm S - lm D	Opt	
Balance - CRI 90				
WH **82003**	**M**	715 - 479	**15**	(17° UGR<16)
BB **82004**	**W**	748 - 513	**30**	(25° UGR<16)
	N	805 - 555	**60**	(42°)

Optic & accessories: (pag 234)

Pound_S | arrayLED | 190-250 V AC | 17,5 W DC - 19,5 W AC



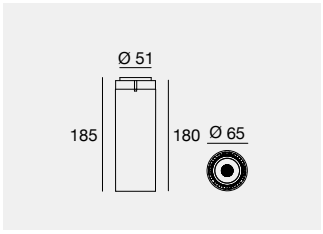

IP40 UGR

	Cct	lm S - lm D	Opt	
Balance - CRI 90				
WH **82005**	**M**	2692 - 1513	**15**	(19° UGR<16)
BB **82006**	**W**	2818 - 1585	**30**	(36° UGR<19)
	N	2930 - 1703	**60**	(63°)

Optic & accessories: (pag 234)

Pound_S | arrayLED | 190-250 V AC | 26 W DC - 29 W AC



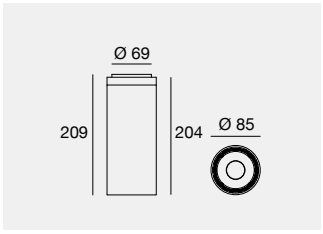

IP40 UGR

	Cct	lm S - lm D	Opt	
Balance - CRI 90				
WH **82007**	**M**	4295 - 2571	**15**	(17° UGR<19)
BB **82008**	**W**	4349 - 2691	**30**	(25° UGR<19)
	N	4520 - 2893	**60**	(57°)

Optic & accessories: (pag 234)

Pound_Wall | arrayLED | 190-250 V AC | 6,5 W DC - 8,5 W AC



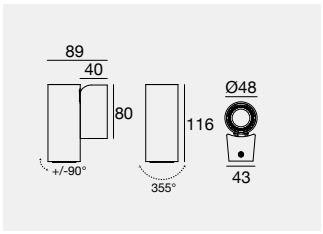

IP20

	Cct	lm S - lm D	Opt	
Balance - CRI 90				
WH **81995**	**M**	715 - 479	**15**	(17°)
BB **81996**	**W**	748 - 513	**30**	(25°)
	N	805 - 555	**60**	(42°)

Optic & accessories: (pag 234)

Pound_Wall | arrayLED | 190-250 V AC | 17,5 W DC - 19,5 W AC



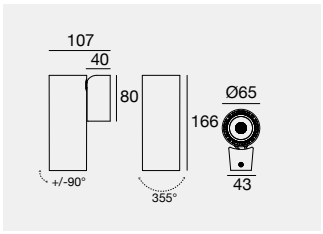

IP20

	Cct	lm S - lm D	Opt	
Balance - CRI 90				
WH **81997**	**M**	2692 - 1513	**15**	(19°)
BB **81998**	**W**	2818 - 1585	**30**	(36°)
	N	2930 - 1703	**60**	(63°)

Optic & accessories: (pag 234)

Pound_Wall | arrayLED | 190-250 V AC | 26 W DC - 29 W AC



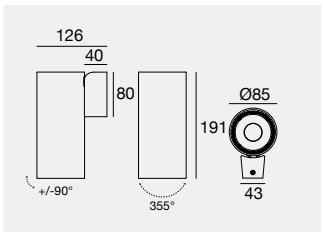

IP20

	Cct	lm S - lm D	Opt	
Balance - CRI 90				
WH **81999**	**M**	4295 - 2571	**15**	(17°)
BB **82000**	**W**	4349 - 2691	**30**	(25°)
	N	4520 - 2893	**60**	(57°)

Optic & accessories: (pag 234)

Accessories



BB **99775** Elliptical filter
suitable for: Pound_BS 13W - Pound_BC 13W Pound_S 6,5W - Pound_Wall 6,5W

BB **99781** Elliptical filter
suitable for: Pound_BS 25W - Pound_BC 25W Pound_S 17,5W - Pound_Wall 17,5W

BB **C-U300007** Elliptical filter
suitable for: Pound_BS 34W - Pound_BC 34W Pound_S 26W - Pound_Wall 26W



BB **99777** Cross louvre
suitable for: Pound_BS 13W - Pound_BC 13W Pound_S 6,5W - Pound_Wall 6,5W

BB **99779** Cross louvre
suitable for: Pound_BS 25W - Pound_BC 25W Pound_S 17,5W - Pound_Wall 17,5W

BB **C-U300031** Cross louvre
suitable for: Pound_BS 34W - Pound_BC 34W Pound_S 26W - Pound_Wall 26W



BB **99773** 45° Cylindrical screen
suitable for: Pound_BS 13W - Pound_BC 13W Pound_S 6,5W - Pound_Wall 6,5W

BB **99782** 45° Cylindrical screen
suitable for: Pound_BS 25W - Pound_BC 25W Pound_S 17,5W - Pound_Wall 17,5W

BB **C-U300030** 45° Cylindrical screen
suitable for: Pound_BS 34W - Pound_BC 34W Pound_S 26W - Pound_Wall 26W



BB **99776** Honeycomb
suitable for: Pound_BS 13W - Pound_BC 13W Pound_S 6,5W - Pound_Wall 6,5W

BB **99780** Honeycomb
suitable for: Pound_BS 25W - Pound_BC 25W Pound_S 17,5W - Pound_Wall 17,5W

BB **C-U300008** Honeycomb
suitable for: Pound_BS 34W - Pound_BC 34W Pound_S 26W - Pound_Wall 26W



BB **99774** Cylindrical screen
suitable for: Pound_BS 13W - Pound_BC 13W Pound_S 6,5W - Pound_Wall 6,5W

BB **99783** Cylindrical screen
suitable for: Pound_BS 25W - Pound_BC 25W Pound_S 17,5W - Pound_Wall 17,5W

BB **C-U300029** Cylindrical screen
suitable for: Pound_BS 34W - Pound_BC 34W Pound_S 26W - Pound_Wall 26W

Optics



TR **99805** Spot
TR **99806** Flood
TR **99807** W. Flood
suitable for: Pound_BS 13W - Pound_BC 13W Pound_S 6,5W - Pound_Wall 6,5W

TR **99827** Spot
TR **99828** Flood
TR **99829** W. Flood
suitable for: Pound_BS 25W - Pound_BC 25W Pound_S 17,5W - Pound_Wall 17,5W

TR **C-U300015** Spot
TR **C-U300016** Flood
TR **C-U300017** W. Flood
suitable for: Pound_BS 34W - Pound_BC 34W Pound_S 26W - Pound_Wall 26W

Electronics

O1 | Electronics

99375	99115	83322
ON/OFF	0/1-10V	DALI/PUSH
1 art.	1 art.	1 art.
138 x 22 x h 21	210 x 48 x h 25	149 x 37 x h 31
29	56	48

V1 | Electronics

99239	83008	99345
ON/OFF	0/1-10V, DALI/PUSH	DALI/PUSH
1 art.	1 art.	1 art.
103 x 58 x h 27	124 x 79 x h 22	210 x 48 x h 28
64	84	56

T1 | Electronics

99147	83008	C-E100016
ON/OFF	0/1-10V, DALI/PUSH	DALI/PUSH
1 art.	1 art.	1 art.
103 x 58 x h 27	124 x 79 x h 22	131 x 44 x h 30
64	84	54

Finishes
BB Black
TR Transparent



RESIDENTIAL HOME
Empordà (Spain)

Interior Design: A&P Interiorismo (Loles Armengol y Eva Pallarés)

Project:
Studio Gama

Lighting Designer:
Vié II·Luminació (@vieluxbcn) Anna Vié

Photography:
Jordi Anguera

CELL

Aluminium body.



Cell family

Cell / Cell_Ww Gypsum Cell



116

Cell_Ww track



164

Cell_S | 3 x powerLED | 190-250 V AC | 5 W DC - 6 W AC



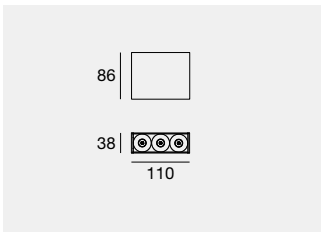

IP20 UGR

	Cct	lm S - lm D	Opt
CRI 90			
WB **65190**	**M**	510 - 413	**15** (12° UGR<11)
BB **65191**	**W**	543 - 440	**30** (33° UGR<11)
	N	609 - 493	**45** (49° UGR<16)

Cell_S | 6 x powerLED | 190-250 V AC | 9 W DC - 11 W AC



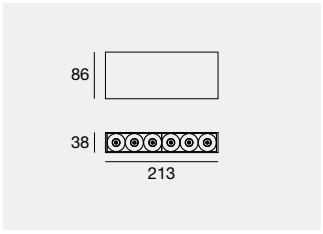

IP20 UGR

	Cct	lm S - lm D	Opt
CRI 90			
WB **65192**	**M**	1020 - 826	**15** (13° UGR<11)
BB **65193**	**W**	1086 - 880	**30** (34° UGR<11)
	N	1218 - 986	**45** (49° UGR<11)

Cell_S Ww | 3 x powerLED | 190-250 V AC | 9,5 W DC - 10,5 W AC



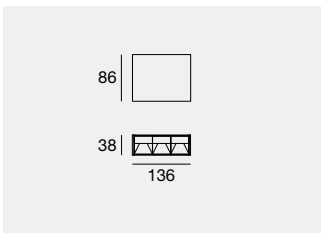

IP20

	Cct	lm S - lm D	Opt
CRI 90			
WH **82603**	**M**	1026 - 481	**07** (Asym. Ww)
BB **82604**	**W**	1101 - 512	
	N	1188 - 558	

Cell_S Ww | 6 x powerLED | 190-250 V AC | 19 W DC - 21 W AC



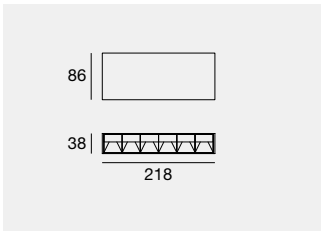

IP20

	Cct	lm S - lm D	Opt
CRI 90			
WH **82605**	**M**	2052 - 926	**07** (Asym. Ww)
BB **82606**	**W**	2202 - 993	
	N	2376 - 1073	



Driver on board
in only 86 mm

Finishes

WH White WB White/Black
BB Black

Cct

M 2700 **N** 4000
W 3000

HIGH WIRED

Body in 6060 aluminium.
Diffuser in polycarbonate.

Construction details
Profile in 6060 anodised aluminium with cover in embossed or opal polycarbonate. In the version with IP44 protection grade, the insulating cable gland is built in, absent in the IP40 version.



High Wired IP 40
Opaline



High Wired IP44
Embossed

High Wired / High Wired IP44 / High Wired_P with coloured diode (B, R, and G)



Red (R)

Green (G)

Blue (B)

Surface installation
High Wired can be surface installed on the desired surface or on busbar, using specific fixing accessories.



Surface installation



Surface installation on busbar



High Wired | topLED | 198-264 V AC | 13 W DC - 14,5 W AC



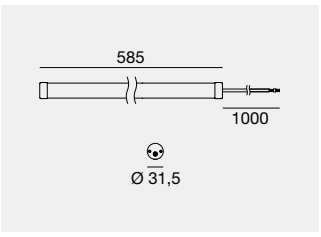

1 m

	Cct	lm S - lm D	Opt
CRI 80			
OP **95242**	**W**	1688 - 1387	**30** (106°x 101°)
DALI** - CRI 80	**N**	1793 - 1472	**00** (Diffused)
OP **84380**	**C**	1864 - 1525	
	R *	416 - On req	
	G *	995 - On req	
	B *	198 - On req	
CRI 80			
EB **95236**	**W**	1688 - 1343	**30** (101°x 90°)
DALI** - CRI 80	**N**	1793 - 1430	**12** (111°x 122°)
EB **84381**	**C**	1864 - 1477	
	R *	416 - On req	
	G *	995 - On req	
	B *	198 - On req	
CRI 90			
EB **94908**	**W**	1440 - 1110	**30** (101°x 90°)
DALI - CRI 90	**N**	1501 - 1157	**12** (111°x 112°)
EB **84382**			

*With coloured diode (B, R and G), the "CCT" is not expressed in degrees Kelvin (°K) but in nanometres (nm).
With the red diode (R), the article has a power of 9,2 W DC - 10,2 W AC.
****(R) (G) (B) DALI** available on request.

Accessories (pag 243)

High Wired | topLED | 198-264 V AC | 20 W DC - 22 W AC



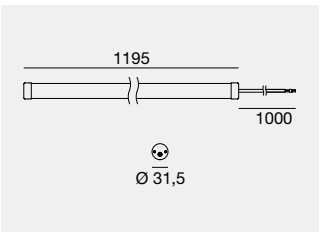

1 m

	Cct	lm S - lm D	Opt
CRI 80			
OP **95243**	**W**	2780 - 2287	**30** (106°x 101°)
DALI** - CRI 80	**N**	2923 - 2429	**00** (Diffused)
OP **84383**	**C**	3032 - 2546	
	R *	825 - On req	
	G *	2000 - On req	
	B *	401 - On req	
CRI 80			
EB **95237**	**W**	2780 - 2387	**30** (101°x 90°)
DALI** - CRI 80	**N**	2923 - 2359	**12** (111°x 122°)
EB **84384**	**C**	3032 - 2437	
	R *	825 - On req	
	G *	2000 - On req	
	B *	401 - On req	
CRI 90			
EB **94909**	**W**	2318 - 1883	**30** (101°x 90°)
DALI - CRI 90	**N**	2478 - 2005	**12** (111°x 122°)
EB **84385**			

*With coloured diode (B, R and G), the "CCT" is not expressed in degrees Kelvin (°K) but in nanometres (nm).
With the red diode (R), the article has a power of 15,4 W DC - 17 W AC.
****(R) (G) (B) DALI** available on request.

Accessories (pag 243)

Finishes

OP Opaline
EB Embossed

Cct

W 3000 **C** 6500 **G** 528*
N 4000 **R** 621* **B** 456*

High Wired | topLED | 198-264 V AC



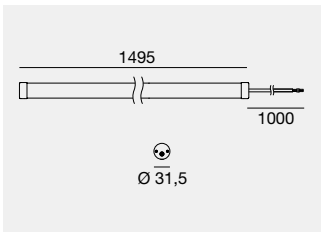

1 m

	Cct	lm S - lm D	lm S - lm D	Opt
CRI 80		37W	20W	
37W DC - 40,5W AC	**W**	4766 - 3881	3050 - 2501	**30** (106°x 101°)
OP **95244**	**N**	5011 - 4122	3160 - 2591	**00** (Diffused)
DALI - CRI 80	**C**	5198 - 4269	3160 - 2591	
20W DC - 22W AC**	**R** *	1248 - On req		
OP **84386**	**G** *	2985 - On req		
	B *	596 - On req		
CRI 80				
37W DC - 40,5W AC	**W**	4766 - 3759	3050 - 2409	**30** (101°x 90°)
EB **95238**	**N**	5011 - 4003	3160 - 2496	**12** (111°x 122°)
DALI - CRI 80	**C**	5198 - 4135	3160 - 2496	
20W DC - 22W AC**	**R** *	1248 - On req		
EB **84387**	**G** *	2985 - On req		
	B *	596 - On req		
CRI 90				
37W DC - 40,5W AC	**W**	3974 - 3195	2479 - 1985	**30** (101°x 90°)
EB **94910**	**N**	4248 - 3403	2699 - 2159	**12** (111°x 112°)
DALI - CRI 90				
20W DC - 22W AC				
EB **84388**				

*With coloured diode (B, R and G), the "CCT" is not expressed in degrees Kelvin (°K) but in nanometres (nm).
With the red diode (R), the article has a power of 24,3 W DC - 26,2 W AC.
****(R) (G) (B) DALI** available on request.

Accessories (pag 243)



Finishes

OP Opaline
EB Embossed

Cct

W 3000 **N** 4000 **C** 6500 **R** 621* **G** 528* **B** 456*

High Wired IP44 | topLED | 198-264 V AC | 13 W DC - 14,5 W AC



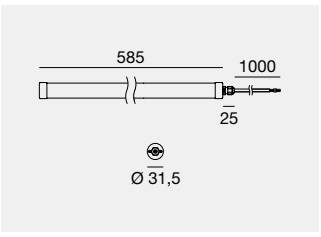

1 m

	Cct	lm S - lm D	Opt
CRI 80			
OP **95245**	**W**	1688 - 1387	**30** (106°x 101°)
DALI** - CRI 80	**N**	1793 - 1472	**00** (Diffused)
OP **84391**	**C**	1864 - 1525	
	R *	416 - On req	
	G *	995 - On req	
	B *	198 - On req	
CRI 80			
EB **95239**	**W**	1688 - 1343	**30** (101°x 90°)
DALI** - CRI 80	**N**	1793 - 1430	**12** (111°x 122°)
EB **84392**	**C**	1864 - 1477	
	R *	416 - On req	
	G *	995 - On req	
	B *	198 - On req	
CRI 90			
EB **94911**	**W**	1440 - 1110	**30** (101°x 90°)
DALI - CRI 90	**N**	1501 - 1157	**12** (111°x 112°)
EB **84393**			

*With coloured diode (B, R and G), the "CCT" is not expressed in degrees Kelvin (°K) but in nanometres (nm).
With the red diode (R), the article has a power of 9,2 W DC - 10,2 W AC.
****(R) (G) (B) DALI** available on request.

Accessories (pag 243)

High Wired IP44 | topLED | 198-264 V AC | 20 W DC - 22 W AC



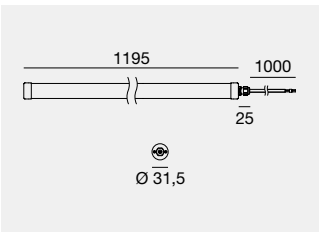

1 m

	Cct	lm S - lm D	Opt
CRI 80			
OP **95246**	**W**	2780 - 2287	**30** (106°x 101°)
DALI** - CRI 80	**N**	2923 - 2429	**00** (Diffused)
OP **84394**	**C**	3032 - 2546	
	R *	825 - On req	
	G *	2000 - On req	
	B *	401 - On req	
CRI 80			
EB **95240**	**W**	2780 - 2387	**30** (101°x 90°)
DALI** - CRI 80	**N**	2923 - 2359	**12** (111°x 122°)
EB **84395**	**C**	3032 - 2437	
	R *	825 - On req	
	G *	2000 - On req	
	B *	401 - On req	
CRI 90			
EB **94912**	**W**	2318 - 1883	**30** (101°x 90°)
DALI - CRI 90	**N**	2478 - 2005	**12** (111°x 122°)
EB **84396**			

*With coloured diode (B, R and G), the "CCT" is not expressed in degrees Kelvin (°K) but in nanometres (nm).
With the red diode (R), the article has a power of 15,4 W DC - 17 W AC.
****(R) (G) (B) DALI** available on request.

Accessories (pag 243)

Finishes
OP Opaline
EB Embossed

Cct
W 3000 **C** 6500 **G** 528*
N 4000 **R** 621* **B** 456*

High Wired IP44 | topLED | 198-264 V AC



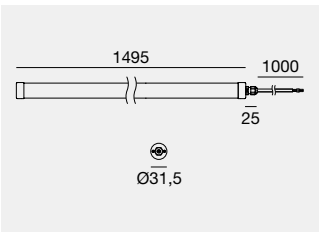

1 m

	Cct	lm S - lm D	lm S - lm D	Opt
CRI 80		37W	20W	
37W DC - 40,5W AC	**W**	4766 - 3881	3050 - 2501	**30** (106°x 101°)
OP 95247	**N**	5011 - 4122	3160 - 2591	**00** (Diffused)
DALI - CRI 80	**C**	5198 - 4269	3160 - 2591	
20W DC - 22W AC**	**R** *	1248 - On req		
OP 84397	**G** *	2985 - On req		
	B *	596 - On req		
CRI 80				
37W DC - 40,5W AC	**W**	4766 - 3759	3050 - 2409	**30** (101°x 90°)
EB 95241	**N**	5011 - 4003	3160 - 2496	**12** (111°x 122°)
DALI - CRI 80	**C**	5198 - 4135	3160 - 2496	
20W DC - 22W AC**	**R** *	1248 - On req		
EB 84398	**G** *	2985 - On req		
	B *	596 - On req		
CRI 90				
37W DC - 40,5W AC	**W**	3974 - 3195	2479 - 1985	**30** (101°x 90°)
EB 94913	**N**	4248 - 3403	2699 - 2159	**12** (111°x 112°)
DALI - CRI 90				
20W DC - 22W AC				
EB 84399				

*With coloured diode (B, R and G), the "CCT" is not expressed in degrees Kelvin (°K) but in nanometres (nm).
With the red diode (R), the article has a power of 24,3 W DC - 26,2 W AC.
****(R) (G) (B) DALI** available on request.

Accessories (pag 243)

Accessories



99226
Fastening kit with steel clips.
Two fastening kits are required for installation.

suitable for: High Wired / High Wired IP44



99227
Fastening kit with steel clips and connector.
Two fastening kits are required for installation.

suitable for: High Wired / High Wired IP44



99228
Fastening kit with safety clasp.
Two fastening kits are required for installation.

suitable for: High Wired / High Wired IP44



99225
IP66 ON-OFF connection box.

suitable for: High Wired / High Wired IP44



99229 per meter
Extension cable in neoprene 2x1 mm² ON-OFF.
Example: 99229 x 3 pz = 3 m.

83213 per meter
Extension cable in neoprene 4x1 mm² DALI.
Example: 83213 x 3 pz = 3 m.

suitable for: High Wired / High Wired IP44



98729
Quick connector IP68 socket/plug.
2 poles ON-OFF.

99768
Quick connector IP68 socket/plug.
5 poles DALI.

suitable for: High Wired / High Wired IP44

EMY

Aluminium body. Diffuser in microprismatic PMMA.









Emy | topLED | Max 1200 mA | 40 W DC



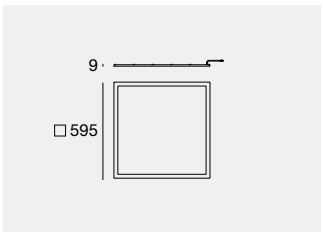

III C.C. IK08 IP20 UGR

	Cct	lm S - lm D	Opt
CRI 90			
WH **82831**	**W**	5000 - 4409	**00** (Diffused UGR<19)
	N	5000 - 4573	

Electronics: **FN** (pag 245) | Accessories (pag 245)

Emy | topLED | Max 1200 mA | 40 W DC



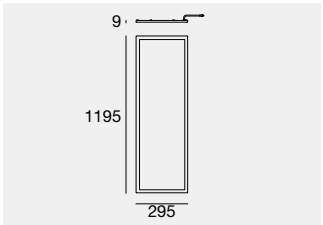

III C.C. IK08 IP20

	Cct	lm S - lm D	Opt
CRI 90			
WH **82833**	**W**	3550 - 3369	**00** (Diffused)
	N	4000 - 3788	

Electronics: **FN** (pag 245) | Accessories (pag 245)

Emy | topLED | 220-240 V AC | 40W AC



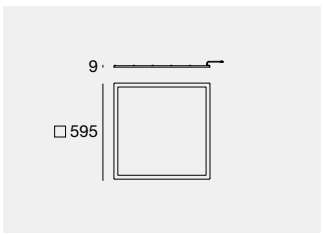

IK08 IP65

	Cct	lm S - lm D	Opt
CRI 90			
WH **82832**	**N**	4000 - 3743	**00** (Diffused)

Accessories (pag 245)

Quick installation

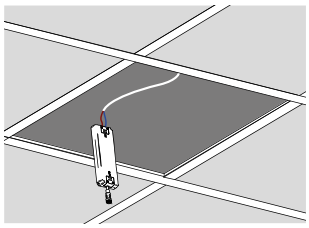

Connection of the Driver to the electrical mains.

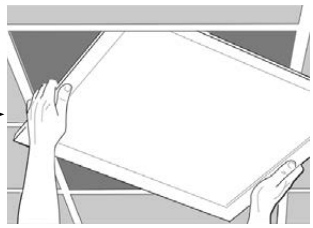

Surface installation on the modular false ceiling frame

Accessories



99584 Suspension cables 4 pz.

suitable for: Emy 82831 - 82833*

*installation over 2.80 meters is recommended.
Not suitable for Emy 82832.



99556 Surface frame 600x600x50

suitable for: Emy 595x595



99898 Surface frame 1200x300x70

suitable for: Emy 1195x295

Electronics

FN

99970	**99971.02**
ON/OFF	DALI/PUSH
1 art.	1 art.
114 x 40 x h 22	145 x 46 x h 28
46	56

Surface Installation



Finishes **Cct**

WH White **W** 3000
N 4000



LINEAR SYSTEMS

Linear systems range index

Node system

Node System_L NEW  258

Node System_SP NEW  260

Node System_P NEW  260

Rubber_O NEW  260

Node System Component NEW  262, 263

Node System Electronics NEW  264, 267

Rubber_O Accessories NEW  266, 267

Modus

Modus_MC NEW  276

Modus_MS NEW  277

Modus_MP  278

Modus Microprismatic  280

Modus Optus_EX Modus Cell  280

Modus Projectors  280

Modus Sensor NEW  281

Rollip

Rollip_PRO  287

Rollip35_MC NEW 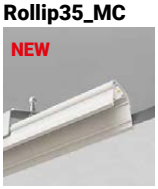 288

Rollip60_MC NEW  289

Rollip100_MC NEW  290

Rollip35_MF NEW 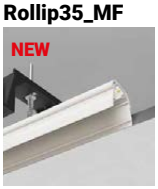 292

Rollip60_MF NEW  293

Rollip100_MF NEW  295

Rollip35_MS NEW 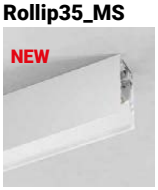 296

Rollip60_MS NEW 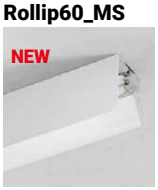 297

Rollip35_MP NEW  300

Rollip60_MP NEW  301

Clear

Clear_MP  305

Trail

Trunking System



309

Trunking System



310

Trunking System



311

Ink

Ink system LED Strip



321

Ink system_L

NEW



322

Ink system_L UGR

NEW



322, 326

Ink system_L

NEW



322, 326

Ink system_LP

NEW



323, 326

Ink system_P

NEW



323, 326

Ink system_SP

NEW



324, 327

Ink system_SP Focus

NEW



324, 327

Ink system Cable

NEW



318

Ink system Components

NEW



318

Ink system Components



325

Ink system Electronics

NEW



328

Archicove

Archicove 24V



331

Archicove 240V



331

Fylo+

Fylo+ Direct_1



336

Fylo+ Recessed_1



336

Fylo+ Recessed_2



336

Fylo+ Recessed_3



336

Fylo+ Recessed_4



336

Fylo+ Recessed_5



336

Fylo+ Surface_1



336

Fylo+ Surface_2



337

Fylo+ Surface_3



337

Fylo+ Surface_4



337



NODE-SYSTEM

Aluminium profile
Polycarbonate diffuser
Aluminium accessories

BEYOND ALL LIMITS. MODULAR LIGHT WITHOUT BORDERS.



Node System is the new i-LèD linear system, designed to overcome any architectural obstacle, allowing you to shape unique and exclusive compositions. Single or bi-emission light modules are available in different lengths, with diffused light or with controlled UGR thanks to the special optical cells that guarantee an UGR <19, projectors and directional suspensions for total design creativity. The distinctive feature of the Node System lies in the absolute freedom of movement, with the ability to rotate 360 degrees and orient itself in any direction, without any constraints. This versatility makes it an ideal lighting system for any context, it plays with the surrounding architecture and creates original and evocative atmospheres.

360° ROTATION



The Node System simplifies installation with an ultra-fast connection system.
The light modules can rotate 360° without interruption.



NODE SYSTEM DESIGNED TO MEET
EVERY ARCHITECTURAL CHALLENGE.
IN ANY CONTEXT.



LIGHT MODULES



Diffused light module from 11W to 32W



Comfort micro-cell module
UGR<19 12W - 33W



Comfort micro-cell module
UGR<19 + indirect diffused light.
From 48W to 64W.



Adjustable suspended
projector 6W



Adjustable suspended
projector 11W



Adjustable projector 6W



Adjustable projector 11W



Rubber_O flexible module from 30W to
120W. The luminaire can be electrically
connected from one side only.



Electrified track module for
projectors. It can be used as an
electrified blind module (to be
combined with the Track Cover
accessory).
L 1188 mm max 4 luminaires
L 1748 mm max 6 luminaires



Accessory cover for track module.
It can be cut according to the
number of luminaires installed.

JUNCTION & CONNECTION ACCESSORIES



Suspended blanking cap.



Suspended linear joint



Suspended adjustable joint (horizontal axis).



Suspended line power supply plug.



Suspended central power supply joint.



Power supply on suspended adjustable joint (horizontal axis).



Wall/ceiling blanking cap



Wall/ceiling linear joint.

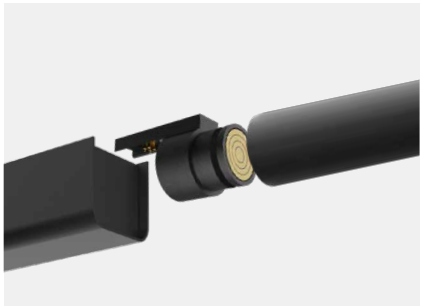

Connector for power supply from Driver with wall/ceiling cover.



Connector for multiple canopy power supply. (Max 8 modules)



Suspended wall/ceiling adjustable joint (horizontal axis).

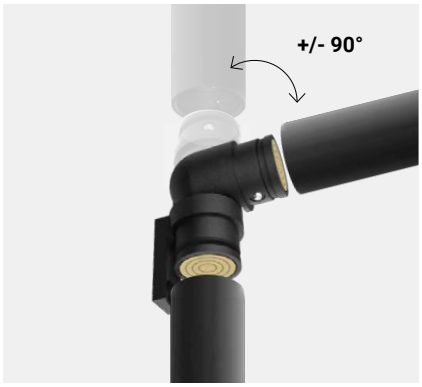

Suspended wall/ceiling adjustable joint (vertical axis).

Junction accessories allow electrical continuity between the linear modules.




Gardens
in France

Node System_L | 48V DC | Linear module mono-emission



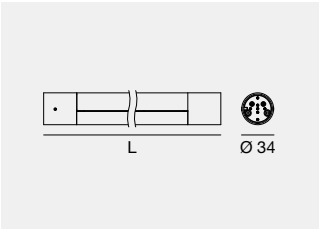

	Cct	Im S - Im D	Opt
L 629 mm - CRI 90 - 11 W DC			
WH 76372	M	1812 - On req	00 (Diffused)
BB 76373	W	1923 - On req	
L 1188 mm - CRI 90 - 23 W DC			
WH 76374	M	3624 - On req	
BB 76375	W	3826 - On req	
L 1748 mm - CRI 90 - 31 W DC			
WH 76376	M	5436 - On req	
BB 76377	W	5739 - On req	
L 629 mm - CRI 90 - 12 W DC - DALI			
WH 76396	M	1812 - On req	00 (Diffused)
BB 76397	W	1923 - On req	
L 1188 mm - CRI 90 - 24 W DC - DALI			
WH 76398	M	3624 - On req	
BB 76399	W	3826 - On req	
L 1748 mm - CRI 90 - 32 W DC - DALI			
WH 76400	M	5436 - On req	
BB 76401	W	5739 - On req	

Node System_L Comfort | 48V DC | Anti-glaring linear module



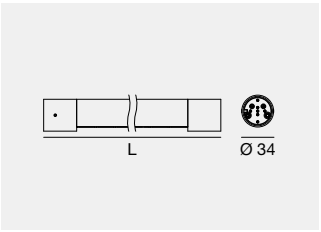

	Cct	Im S - Im D	Opt
L 629 mm - CRI 90 - 12 W DC			
WH 76378	M	1778 - On req	50 (46° UGR<19)
BB 76379	W	1887 - On req	
L 1188 mm - CRI 90 - 24 W DC			
WH 76380	M	3556 - On req	
BB 76381	W	3754 - On req	
L 1748 mm - CRI 90 - 32 W DC			
WH 76382	M	5334 - On req	
BB 76383	W	5631 - On req	
L 629 mm - CRI 90 - 12 W DC - DALI			
WH 76402	M	1778 - On req	50 (46° UGR<19)
BB 76403	W	1887 - On req	
L 1188 mm - CRI 90 - 25 W DC - DALI			
WH 76404	M	3556 - On req	
BB 76405	W	3754 - On req	
L 1748 mm - CRI 90 - 33 W DC - DALI			
WH 76406	M	5334 - On req	
BB 76407	W	5631 - On req	

Node System_L Comfort | 48V DC | Double emission linear module



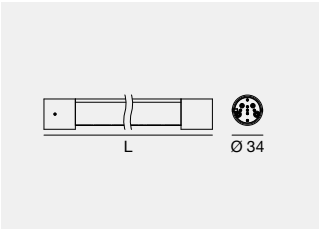

	Cct	Im S - Im D	Opt
L 1188 mm - CRI 90 - 48 W DC			
WH 76384	M	7142 - On req	61 (46° UGR<19+Diff)
BB 76385	W	7540 - On req	
L 1748 mm - CRI 90 - 63 W DC			
WH 76386	M	10713 - On req	
BB 76387	W	11310 - On req	
L 1188 mm - CRI 90 - 49 W DC - DALI			
WH 76408	M	7142 - On req	61 (46° UGR<19 +Diff)
BB 76409	W	7540 - On req	
L 1748 mm - CRI 90 - 64 W DC - DALI			
WH 76410	M	10713 - On req	
BB 76411	W	11310 - On req	

Node System_L | 48V DC | Electrified track module



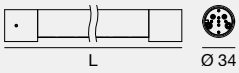

WH	**83311**	L 1188 mm	max 4 x spotlights or suspension spotlights
BB	**83312**	L 1188 mm	max 4 x spotlights or suspension spotlights
WH	**83313**	L 1748 mm	max 6 x spotlights or suspension spotlights
BB	**83314**	L 1748 mm	max 6 x spotlights or suspension spotlights

Node System_L | Track cover





WH	**83316**	L 1119 mm
BB	**83317**	L 1119 mm
WH	**83318**	L 1679 mm
BB	**83319**	L 1679 mm



The 76385W61 double emission linear module is ideal for office applications, ensuring correct illuminance on the worktop with values above 500lx while the Comfort optical cells guarantee an UGR value of <19.

Finishes

WH White
BB Black

Node System_SP | 48V DC | Projector



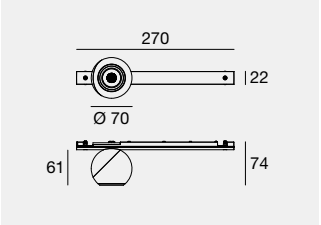

Node System_SP | 48V DC | Projector



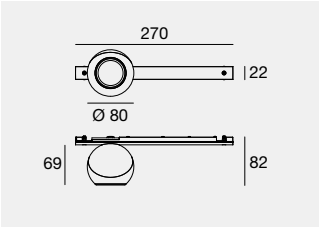

Node System_P | 48V DC | Suspended projector



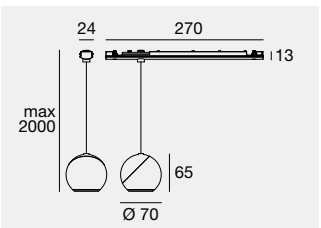

Node System_P | 48V DC | Suspended projector



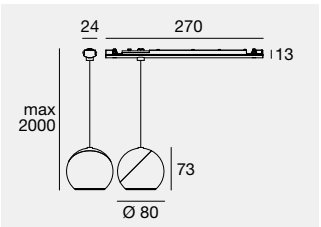

Rubber_O | 48 V DC | 12 W/m



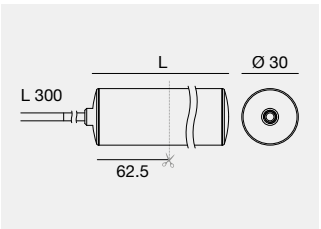

	Cct	lm S - lm D	Opt
CRI 90 - 5 W DC			
WH **76420**	**M**	590 - On req	**15** (15°)
BB **76421**	**W**	625 - On req	**35** (35°)
CRI 90 - 6 W DC - DALI			**60** (60°)
WH **76424**	**M**	590 - On req	
BB **76425**	**W**	625 - On req	

	Cct	lm S - lm D	Opt
CRI 90 - 10 W DC			
WH **76422**	**M**	956 - On req	**15** (15°)
BB **76423**	**W**	1013 - On req	**35** (35°)
CRI 90 - 11 W DC - DALI			**60** (60°)
WH **76426**	**M**	956 - On req	
BB **76427**	**W**	1013 - On req	

	Cct	lm S - lm D	Opt
CRI 90 - 5 W DC			
WH **76428**	**M**	590 - On req	**15** (15°)
BB **76429**	**W**	625 - On req	**35** (35°)
CRI 90 - 6 W DC - DALI			**60** (60°)
WH **76432**	**M**	590 - On req	
BB **76433**	**W**	625 - On req	

	Cct	lm S - lm D	Opt
CRI 90 - 10 W DC			
WH **76430**	**M**	956 - On req	**15** (15°)
BB **76431**	**W**	1013 - On req	**35** (35°)
CRI 90 - 11 W DC - DALI			**60** (60°)
WH **76434**	**M**	956 - On req	
BB **76435**	**W**	1013 - On req	

	Fin	Cct	lm S - lm D	Opt
L 2,5 m - CRI 90 - 30 W DC				
C00137	**WH**	**M**	3845 - On req	**DI** (Diffused)
		W	4135 - On req	

Electronics: **EK** (pag 266,267) | Accessories and cables (pag 266,267)

	Fin	Cct	lm S - lm D	Opt
L 5 m - CRI 90 - 60 W DC				
C00138	**WH**	**M**	7690 - On req	**DI** (Diffused)
		W	8270 - On req	

Electronics: **EK** (pag 266,267) | Accessories and cables (pag 266,267)

	Fin	Cct	lm S - lm D	Opt
L 10 m - CRI 90 - 120 W DC				
C00139	**WH**	**M**	15380 - On req	**DI** (Diffused)
		W	16540 - On req	

Electronics: **EK** (pag 266,267) | Accessories and cables (pag 266,267)

Rubboer_O is to be used only in the NODE System wall/ceiling installations. Not suitabel for suspension installations.



350° head rotation



350° rotation of the cable

ROTATION ON EVERY AXIS

The head of the Node System projectors can be easily adjusted on all the axes, obtaining extremely precise points of light. The intuitive orientation on every axis ensures optimal customisation of the lighting, adapting it to the specific needs of every environment.





Node System | Suspended blanking cap



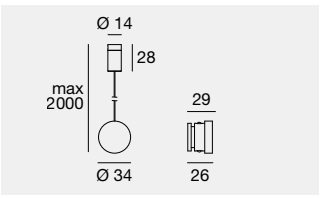

IP20 NEW

WH **83281**
BB **83282**

Node System | Suspended linear joint



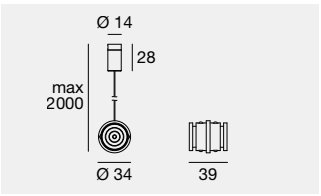

IP20 NEW

WH **83275**
BB **83276**

With the special accessory included, it is possible to stop the line from one of the two poles.

Node System | Suspended joint



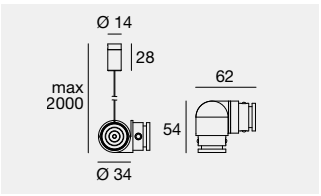

IP20 NEW

WH **83271**
BB **83272**

With the special accessory included, it is possible to stop the line from one of the two poles.

Node System | Suspended joint with power supply cable



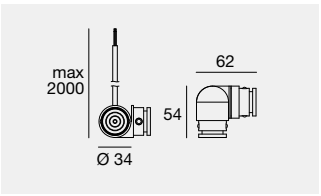

IP20 NEW

WH **83273** Input 48V DC
BB **83274** Input 48V DC

With the special accessory included, it is possible to stop the line from one of the two poles.

Node System | Suspended plug with power supply cable



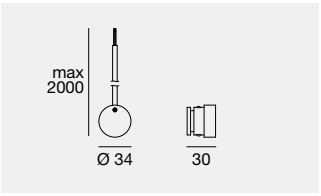

IP20 NEW

WH **83279**
BB **83280**

Node System | Suspended joint with power supply cable



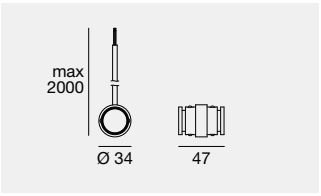

IP20 NEW

WH **83277** Input 48V DC
BB **83278** Input 48V DC

With the special accessory included, it is possible to stop the line from one of the two poles.

Node System | Multiple canopy max 8 elements



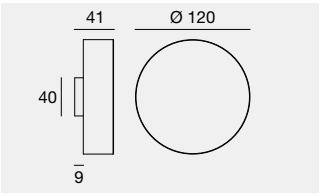

IP20 NEW

WH **83254** Input 48V DC
BB **83255** Input 48V DC

With the special accessory included, it is possible to stop the line from one of the two poles.

Finishes

WH White
BB Black

Node System | Wall/ceiling blanking cap



IP20 NEW

WH **83287**
BB **83288**

Node System | Wall/ceiling linear joint



IP20 NEW

WH **83291**
BB **83292**

Node System | Connector for Driver with wall/ceiling cover



IP20 NEW

WH **83293**
BB **83294**

Node System | Connector for multiple canopy



IP20 NEW

WH **83295**
BB **83296**

With the special accessory included, it is possible to stop the line from one of the two poles.

Node System | Corner joint



IP20 NEW

WH **83285**
BB **83286**

With the special accessory included, it is possible to stop the line from one of the two poles.

Node System | Corner joint for surfaces

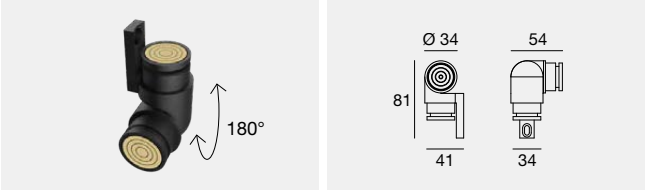

IP20 NEW

WH **83283**
BB **83284**

With the special accessory included, it is possible to stop the line from one of the two poles.

Finishes

WH White
BB Black

Node System | ON/OFF driver with cover - wall/ceiling



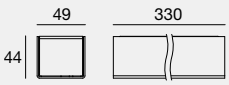

C.V. IP20 NEW

WH	**83256**	100W - Output 48V DC - Input 220-240V AC
BB	**83257**	100W - Output 48V DC - Input 220-240V AC

Node System | ON/OFF driver with cover - wall/ceiling



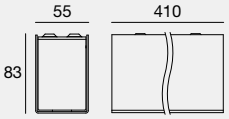

C.V. IP20 NEW

WH	**83260**	150W - Output 48V DC - Input 220-240V AC
BB	**83261**	150W - Output 48V DC - Input 220-240V AC
WH	**83264**	240W - Output 48V DC - Input 220-240V AC
BB	**83265**	240W - Output 48V DC - Input 220-240V AC

Node System | ON/OFF driver with cover - suspension



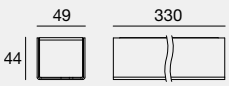

C.V. IP20 NEW

WH	**83258**	100W - Output 48V DC - Input 220-240V AC
BB	**83259**	100W - Output 48V DC - Input 220-240V AC

Node System | ON/OFF driver with cover - suspension



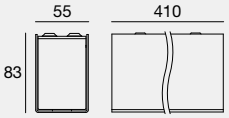

C.V. IP20 NEW

WH	**83262**	150W - Output 48V DC - Input 220-240V AC
BB	**83263**	150W - Output 48V DC - Input 220-240V AC
WH	**83266**	240W - Output 48V DC - Input 220-240V AC
BB	**83267**	240W - Output 48V DC - Input 220-240V AC

Node System | Template for suspended installation

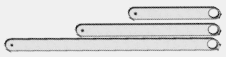

BB	**83269**	

Node System | Remote ON/OFF driver



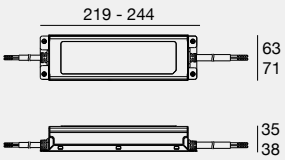

C.V. IP67

WH	**99784**	219 mm	150W - Output 48V DC - Input 220-240V AC
WH	**99785**	244 mm	240W - Output 48V DC - Input 220-240V AC

Node System | Dimmer converter | DALI PUSH | 0/1-10V



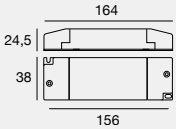

C.V. IP20 DALI PUSH DALI 1-10V

WH	**83042**	288 W Max - Input 48 V DC

To be completed with driver 48 V DC

Node System | DALI Signal Optoisolator



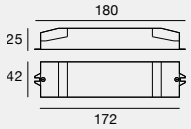

C.V. IP20

WH	**83270**	Input 48V DC DALI In - Out Opto-Isolated

Protection device to be installed after the driver, electrically isolates the digital input line from the output line. DALI compatible.

Finishes

WH White
BB Black



Rubber_O | Wall/ceiling connector



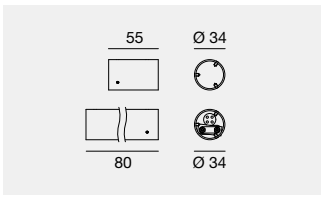

IP20 NEW

WH **83297**
BB **83298**

Node System connection accessory + wall/ceiling mounting accessory for Rubber_O modules (On-Off)

Rubber_O | DALI wall/ceiling connector



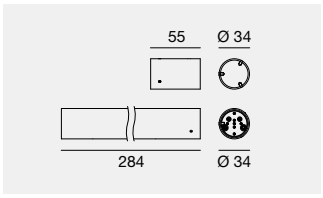

IP20 DALI NEW

WH **83305**
BB **83306**

Node System connection accessory + wall/ceiling mounting accessory for Rubber_O modules (DALI)

Rubber_O | Suspension kit



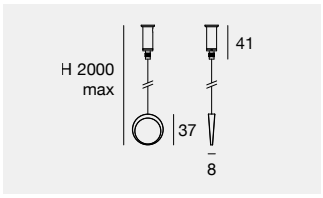

NEW

WH **C-W500001** 1 x ring + steel cable

1 x clip for suspended mounting of Rubber_O modules.

Rubber_O | Wall clip



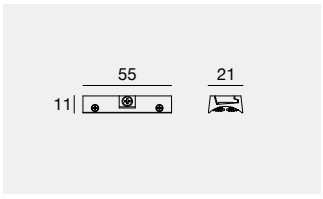

NEW

TR **C-F400005** 1 x wall clip + 3 x screws

Clip for wall/ceiling mounting of Rubber_O modules.

Rubber_O | 1/2-way connector



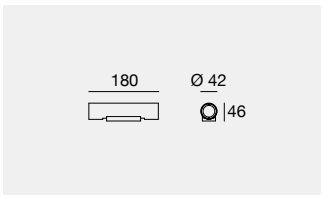

IP20 NEW

WH **C-F300001**
BB **C-F300002**

Accessory for wall/ceiling mounting or independent power supply (with remote driver) of Rubber_O modules

Rubber_O | 1/2-way connector + on/off driver



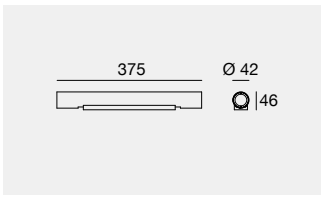

C.V. IP20 NEW

WH **C-F300003** 48 V DC - 60W max
BB **C-F300004** 48 V DC - 60W max

Independent wall/ceiling power supply of Rubber_O modules

Rubber_O | 1/2-way connector + on/off driver



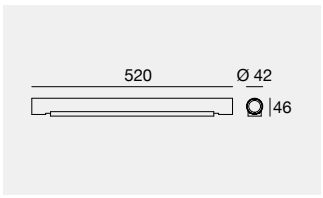

C.V. IP20 NEW

WH **C-F300009** 48 V DC - 120W max
BB **C-F300010** 48 V DC - 120W max

Independent wall/ceiling power supply of Rubber_O modules

Rubber_O | Ceiling connector



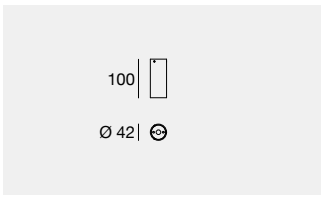

IP20 NEW

WH **C-F300005**
BB **C-F300006**

Accessory for ceiling fixing or independent power supply (with remote driver) of Rubber_O modules

Rubber_O | Ceiling connector + on/off driver



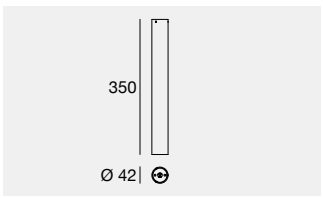

C.V. IP20 NEW

WH **C-F300007** 48 V DC - 60W max
BB **C-F300008** 48 V DC - 60W max

Accessory for independent power supply of Rubber_O modules

Electronics

EK

99784	99785	C-E400003	Switching	83177
ON/OFF	ON/OFF	DALI/PUSH	CV 48V	Dimmer DMX
150W CV 48V	240W CV 48V	150W CV 48V		312W
219 x 63 x h 35	244 x 71 x h 38	188 x 68 x h 34	Pag. 945-946	97 x 36 x h 62
80	81	77		



Finishes

WH White
BB Black

MODUS

Aluminium profile, polycarbonate diffuser,
aluminium accessories

SUSPENSION, CEILING, RECESS: EXTENDED AND VERSATILE SYSTEM

Modus is a modular system, consisting of an aluminum profile that houses a 24 V electrified track inside, available in three neutral finishes white, black and burnished and with a wide range of modules that offer great freedom of composition. The system includes different elements and numerous accessories, each dedicated to a specific lighting scenario or a precise operating environment. The great ease of use is joined by the speed of integration and variation of the elements, all easily press-fitted into the track. The extreme versatility of Modus makes it suitable for various spaces such as offices, retail environments, museums or even modern residential settings. Modus is a system conceived and designed to simplify and streamline any technical lighting creation, no matter how complex.



WIDE RANGE OF ACCESSORIES

Modus is a linear system made up of various lighting elements such as adjustable spotlights and projectors, modules with UGR<19 anti-glare cells, wall-washers (a single module lets you direct the asymmetric beam to the right or left) and linear modules with UGR<19. The vast range and the quick connection system facilitate the operations of replacing the fixtures or changing the lighting scenery. You can change accessories and scenery with a simple gesture, plus the system has the latest generation DALI protocol.

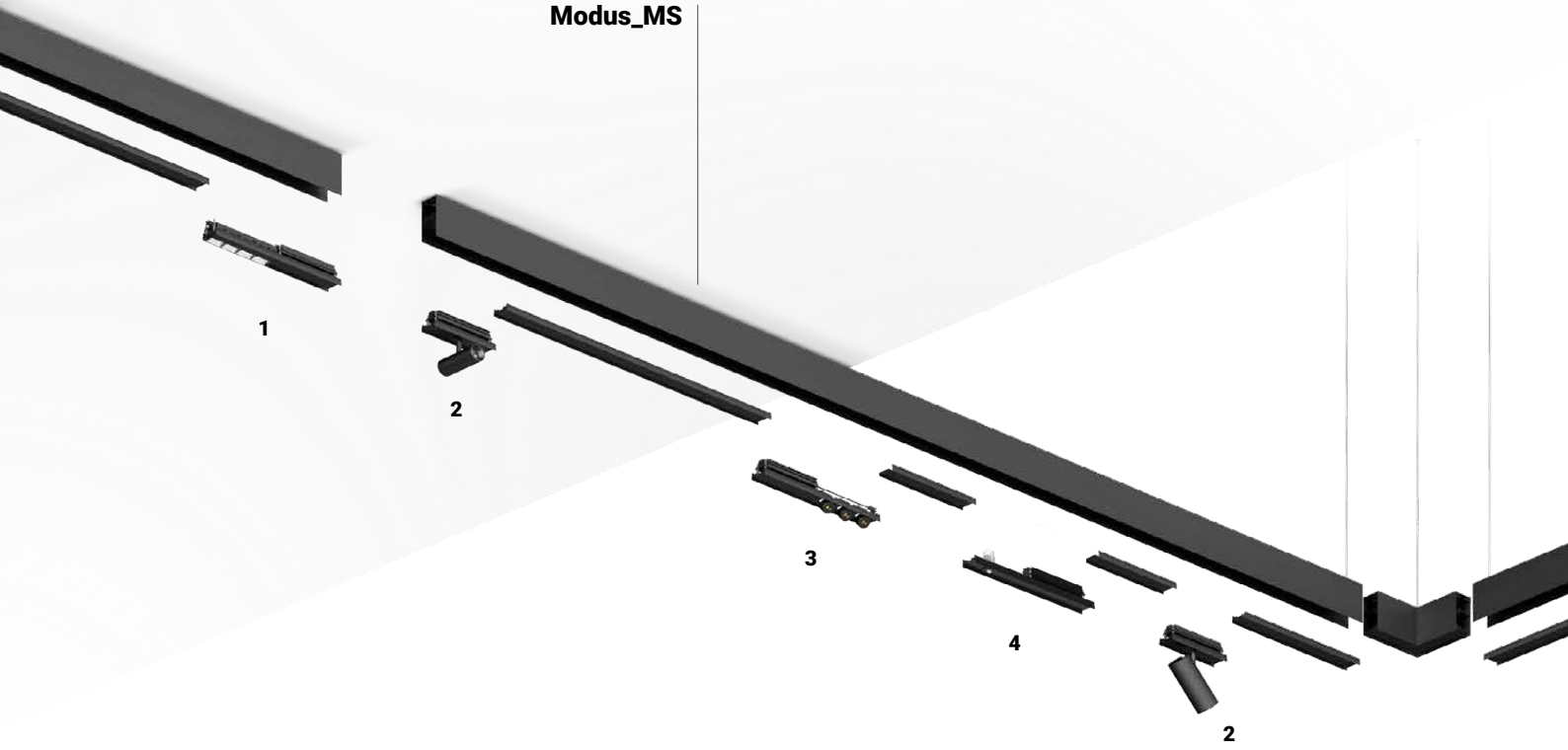



Asymmetric Module

The system is fitted with a microcells asymmetric diffuser. Equipped with high performance LEDs, the module guarantees wide uniformity of the illuminated walls, increasing the perception of the spaces lit by the system.





Adjustable Spotlights Module

Equipped with adjustable spotlights, the system defines not only office environments, but also multi-function areas that require accent lighting. In addition to the 2 different 7 and 12 watt protectors, the system also includes the optus_EX microprojectors that disappear inside the extruded profile thanks to the extremely reduced dimensions.



Light-PIR Sensor Module

The Light-PIR sensor module allows light to be precisely and reliably adapted to the needs of workers in every work environment. This means that the lighting can be adapted based on the quantity of natural light available, the type of work being carried out, and personal preference.

Maximum power connectable on a 10-metre line (accessories).
Master 1200 - 1500 mm, 90 W max | **Master** 2400 - 3000 mm, 140 W max



Modus_MP

Modus_MC





Air Quality Sensor Module

The AQS sensor constantly monitors the air by defining the VOC index. Through DALI management, it is possible to interact with home automation systems such as KNX to control the ventilation of rooms (e.g. automatic opening of windows). The module is equipped with a signal LED that changes colour to define the level of air quality.



Indirect emission

The indirect component of Modus is characterised by a high performance circuit with an opening angle of 150° through the use of micro-optics distributed in the upper part of the chassis. Available with white light or with Dynamic white technology, Modus distributes the light in a uniform way over the entire surface of the ceiling, increasing visual comfort in the entire environment.



Microcells Module

The microcells direct light system with set-back optics (darklight) was designed to distribute the light beam in a clear and uniform way on the lit surface, ensuring significant comfort (UGR<19) without invading the surrounding work areas.



Microprismatic linear module

The module is available in 3 different dimensions to cover multiple design needs. It has a high performance LED circuit and guarantees a light distribution in a uniform way and with low glare levels (UGR<19) thanks to an optics system made up of the overlapping of microcells, batwing filter and microprismatic refractor.



MIONETTO
Valdobbiadene - Treviso (Italy)

Architect: QUIET ARCHITECTURE di Treviso Arch. Alberto Salvadori e Arch. Moris Valeri

Designed by: Gisela Steiger, founder of Autentico Architectural Lighting Design, during her time at Fantastico studio

Photos:
Marco Zanta



VISUAL COMFORT AND WELLNESS





Modus is a system optimised for Human Centric Lighting, conceived to improve time spent in work and study spaces based on the principles of the Circadian rhythm. The product was conceived and designed to provide extremely high visual and dwelling comfort for the residents, increasing wellness and improving productivity. On the upper part of the profile, a particular optics system was designed that allows a 150° opening of the light beam. The two mono-chromatic colour temperatures (3500°K or 4000K°) are joined by the Dynamic White technology (from 2700°K to 5000°K) for indirect ambient lighting intended to favour a long stay in the operational spaces. It is a flexible and completely adaptive system.



White **(WH)** + White **(WH)**



White **(WH)** + Black **(BB)**



Black **(BB)** + White **(WH)**



Black **(BB)** + Black **(BB)**



Burnished **(BU)** + Black **(BB)**





Modus_MC Master | 220-240 V AC



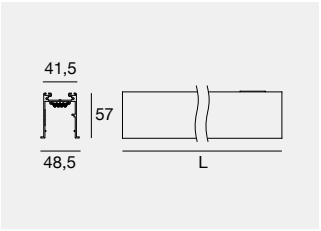

DALI

Fin

L 1200 mm - 90 W DC - 96 W AC - DALI

C00166	**WH**	**EZZ**	45x1200
	BB		

L 1500 mm - 90 W DC - 96 W AC - DALI

C00167	**WH**	**EZZ**	45x1500
	BB		

L 2400 mm - 140 W DC - 150 W AC - DALI

C00168	**WH**	**EZZ**	45x2400
	BB		

L 3000 mm - 140 W DC - 150 W AC - DALI

C00169	**WH**	**EZZ**	45x3000
	BB		

EZZ = Without light unit

Modus_MC Slave



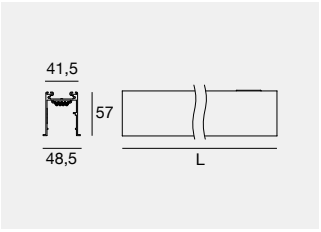

DALI

Fin

L 1200 mm	**WH**	**EZZ**	45x1200
C00170	**BB**		
L 1500 mm			45x1500
C00171			
L 2400 mm			45x2400
C00172			
L 3000 mm			45x3000
C00173			

EZZ = Without light unit

Modus_MC | L-shaped fitting



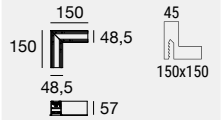

WH **C-K400027**
BB **C-K400026**

Modus_MC | T-shaped fitting



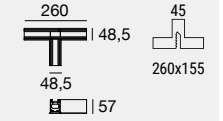

WH **C-K400037**
BB **C-K400036**

Modus_MC | T-shaped fitting



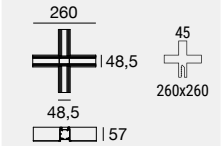

WH **C-K400031**
BB **C-K400030**

Modus_MC | Cap kits



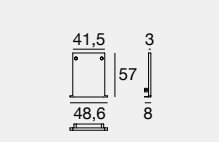

2 x

WH **C-K400056**
BB **C-K400057**

Finishes

WH White
BB Black

Modus_MS Master | 220-240 V AC



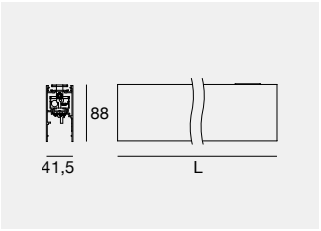

C.V. IP40 NEW **DALI**

	Fin	
L 1200 mm - 90 W DC - 96 W AC - DALI		
C00065	**WH**	**EZZ**
	BB	
	BU	
L 1500 mm - 90 W DC - 96 W AC - DALI		
C00066	**WH**	**EZZ**
	BB	
	BU	
L 2400 mm - 140 W DC - 150 W AC - DALI		
C00067	**WH**	**EZZ**
	BB	
	BU	
L 3000 mm - 140 W DC - 150 W AC - DALI		
C00068	**WH**	**EZZ**
	BB	
	BU	

EZZ = Without light unit

Modus_MS Slave



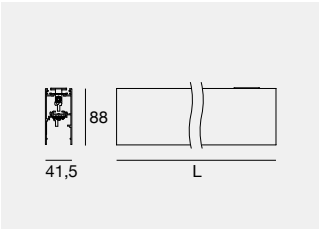

III C.V. IP40 NEW **DALI**

	Fin	
L 1200 mm	**WH**	**EZZ**
C00069	**BB**	
	BU	
L 1500 mm		
C00070		
L 2400 mm		
C00071		
L 3000 mm		
C00072		

EZZ = Without light unit

Modus_MS | L-shaped fitting

IP40 NEW



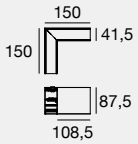

WH	**C-K400001**
BB	**C-K400002**
BV	**C-K400003**
WB	**C-K400016**
BH	**C-K400017**

Modus_MS | T-shaped fitting

IP40 NEW



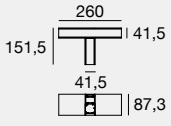

WH	**C-K400005**
BB	**C-K400004**
BV	**C-K400006**
WB	**C-K400018**
BH	**C-K400019**

Modus_MS | Cross fitting

IP40 NEW



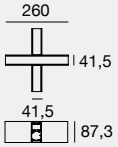

WH	**C-K400008**
BB	**C-K400007**
BV	**C-K400009**
WB	**C-K400020**
BH	**C-K400021**

Modus_MS | Cap kits



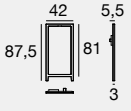

2 x

WH	**83108**
BB	**83109**
BU	**83110**

Finishes

WH White BU Burnished WB White/Black
BB Black BV Burnished/Black BH Black/White

Modus_MP Master | topLED | 190-250 V AC



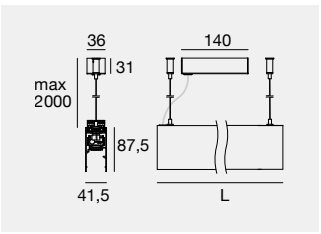

DALI

	Cct	lm S - lm D	Opt
L 1200 mm - CRI 90 - 22 W DC - 24 W AC			
WH **83712**	**W**	3020 - 2421	**00** (Diffused Indirect)
BB **83736**	**N**	3175 - 2542	
BU **83782**			
L 1500 mm - CRI 90 - 29 W DC - 31 W AC			
WH **83713**	**W**	4027 - 3328	**00** (Diffused Indirect)
BB **83737**	**N**	4234 - 3389	
BU **83783**			
L 2400 mm - CRI 90 - 47 W DC - 51 W AC			
WH **83714**	**W**	6544 - 5259	**00** (Diffused Indirect)
BB **83738**	**N**	6880 - 5525	
BU **83784**			
L 3000 mm - CRI 90 - 62 W DC - 67 W AC			
WH **83715**	**W**	8558 - 6876	**00** (Diffused Indirect)
BB **83739**	**N**	8996 - 7220	
BU **83785**			

Modus Cct W = 3500 K

Modus_MP Slave | topLED | 190-250 V AC



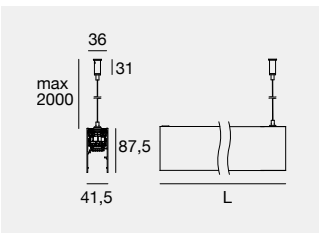

DALI

	Cct	lm S - lm D	Opt
L 1200 mm - CRI 90 - 22 W DC - 24 W AC			
WH **83716**	**W**	3020 - 2421	**00** (Diffused Indirect)
BB **83740**	**N**	3175 - 2542	
BU **83786**			
L 1500 mm - CRI 90 - 29 W DC - 31 W AC			
WH **83717**	**W**	4027 - 3328	**00** (Diffused Indirect)
BB **83741**	**N**	4234 - 3389	
BU **83787**			
L 2400 mm - CRI 90 - 47 W DC - 51 W AC			
WH **83718**	**W**	6544 - 5259	**00** (Diffused Indirect)
BB **83742**	**N**	6880 - 5525	
BU **83788**			
L 3000 mm - CRI 90 - 62 W DC - 67 W AC			
WH **83719**	**W**	8558 - 6876	**00** (Diffused Indirect)
BB **83743**	**N**	8996 - 7220	
BU **83789**			

Modus Cct W = 3500 K

Modus_M | L-shaped fitting



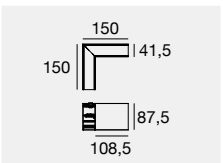

IP40

WH **83733**
BB **83757**
BV **83790**
WB **83221**
BH **83222**

Modus_M | T-shaped fitting



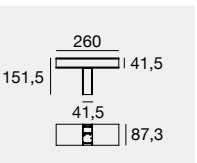

IP40 NEW

WH **C-K400011**
BB **C-K400010**
BV **C-K400012**
WB **C-K400022**
BH **C-K400023**

Modus_M | Cross fitting



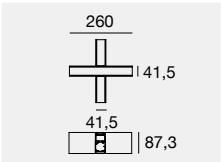

IP40 NEW

WH **C-K400014**
BB **C-K400013**
BV **C-K400015**
WB **C-K400024**
BH **C-K400025**

Modus_M | Cap kits



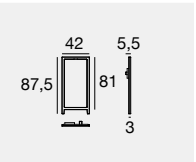

2 x

WH **83108**
BB **83109**
BU **83110**

Finishes

WH White BU Burnished WB White/Black
BB Black BV Burnished/Black BH Black/White

Cct

W 3500
N 4000

Modus_MP Master Dynamic-White | topLED | 190-250 V AC



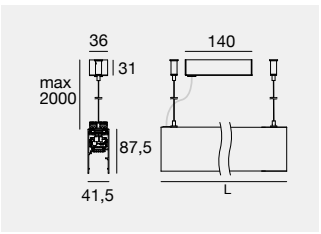

	Cct		Opt	
L 1200 mm - CRI 80 - 20 W DC - 23 W AC				
WH **83791**	**D**	2700K - 5000K Dynamic White	**00**	(Diffused Indirect)
BB **83815**				
BU **83842**				
L 1500 mm - CRI 80 - 27 W DC - 30 W AC				
WH **83792**	**D**	2700K - 5000K Dynamic White	**00**	(Diffused Indirect)
BB **83816**				
BU **83843**				
L 2400 mm - CRI 80 - 43 W DC - 48 W AC				
WH **83793**	**D**	2700K - 5000K Dynamic White	**00**	(Diffused Indirect)
BB **83817**				
BU **83844**				
L 3000 mm - CRI 80 - 55 W DC - 60 W AC				
WH **83794**	**D**	2700K - 5000K Dynamic White	**00**	(Diffused Indirect)
BB **83818**				
BU **83845**				

Modus_MP Slave Dynamic-White | topLED | 190-250 V AC



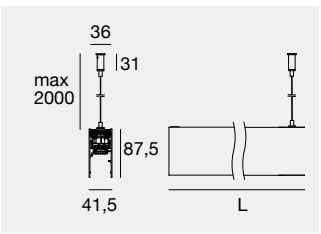

	Cct		Opt	
L 1200 mm - CRI 80 - 20 W DC - 23 W AC				
WH **83795**	**D**	2700K - 5000K Dynamic White	**00**	(Diffused Indirect)
BB **83819**				
BU **83846**				
L 1500 mm - CRI 80 - 27 W DC - 30 W AC				
WH **83796**	**D**	2700K - 5000K Dynamic White	**00**	(Diffused Indirect)
BB **83820**				
BU **83847**				
L 2400 mm - CRI 80 - 43 W DC - 48 W AC				
WH **83797**	**D**	2700K - 5000K Dynamic White	**00**	(Diffused Indirect)
BB **83821**				
BU **83848**				
L 3000 mm - CRI 80 - 55 W DC - 60 W AC				
WH **83798**	**D**	2700K - 5000K Dynamic White	**00**	(Diffused Indirect)
BB **83822**				
BU **83849**				

Modus_M | L-shaped fitting



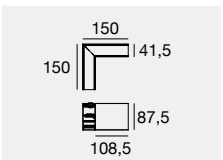

WH	**83733**
BB	**83757**
BV	**83790**
WB	**83221**
BH	**83222**

Modus_M | T-shaped fitting



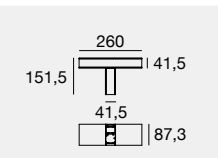

WH	**C-K400011**
BB	**C-K400010**
BV	**C-K400012**
WB	**C-K400022**
BH	**C-K400023**

Modus_M | Cross fitting



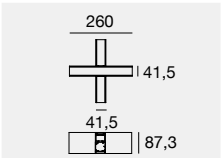

WH	**C-K400014**
BB	**C-K400013**
BV	**C-K400015**
WB	**C-K400024**
BH	**C-K400025**

Modus_M | Cap kits



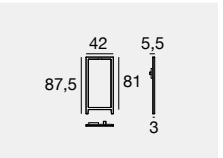

2 x

WH	**83108**
BB	**83109**
BU	**83110**

Finishes

WH White
BB Black
BU Burnished
BV Burnished/Black
WB White/Black
BH Black/White

Cct

D 2700 - 5000

Modus Microprismatic | topLED | 24 V DC



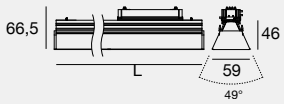

DALI

	Cct	lm S - lm D	Opt
L 900 mm - CRI 90 - 19 W DC			
WH **83722**	**W**	2362 - 1522	**96** (Batwing UGR<19)
BB **83746**	**N**	2484 - 1600	
AL **83760**			
L 1200 mm - CRI 90 - 24 W DC			
WH **83723**	**W**	3150 - 2029	**96** (Batwing UGR<19)
BB **83747**	**N**	3311 - 2133	
AL **83761**			
L 1500 mm - CRI 90 - 30 W DC			
WH **83724**	**W**	3937 - 2535	**96** (Batwing UGR<19)
BB **83748**	**N**	4139 - 2665	
AL **83762**			

Modus Cct W = 3500 K

Modus Optus_EX | powerLED | 24 V DC | 5 W DC



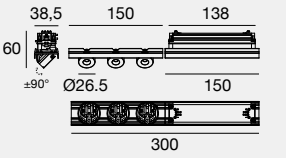

DALI

	Cct	lm S - lm D	Opt
CRI 90			
WH **83732**	**W**	522 - 378	**20** (22°)
BB **83756**	**N**	561 - 406	**35** (32°)

Modus Cct W = 3500 K

Modus Projectors | powerLED | 24 V DC | 7 W DC



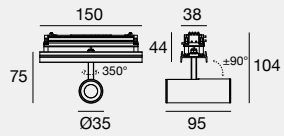

DALI

	Cct	lm S - lm D	Opt
CRI 90			
WH **83731**	**W**	569 - 478	**10** (20°)
BB **83755**	**N**	614 - 515	**30** (32°)
			45 (47°)

Modus Cct W = 3500 K

Modus Projectors | arrayLED | 24 V DC | 13 W DC



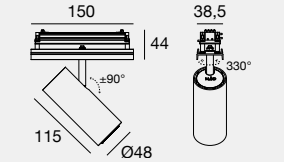

DALI

	Cct	lm S - lm D	Opt
CRI 90			
WH **83730**	**W**	1597 - 967	**15** (17°)
BB **83754**	**N**	1660 - 994	**30** (25°)
			60 (42°)

Modus Cct W = 3500 K

Modus Cell_WW | powerLED | 24 V DC | 12 W DC



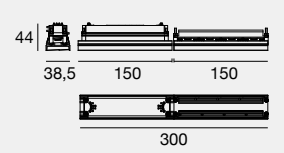

DALI

	Cct	lm S - lm D	Opt
CRI 90			
WH **83721**	**W**	1281 - 586	**07** (Asym. Ww)
BB **83745**	**N**	1383 - 633	

Modus Cct W = 3500 K

Modus Cell | powerLED | 24 V DC | 12 W DC



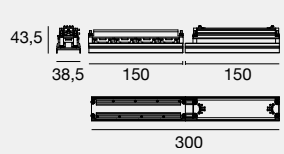

DALI

	Cct	lm S - lm D	Opt
CRI 90			
WH **83720**	**W**	1281 - 1085	**60** (56° UGR<19)
BB **83744**	**N**	1383 - 1172	

Modus Cct W = 3500 K

Modus | Air Quality Sensor | 24 V DC

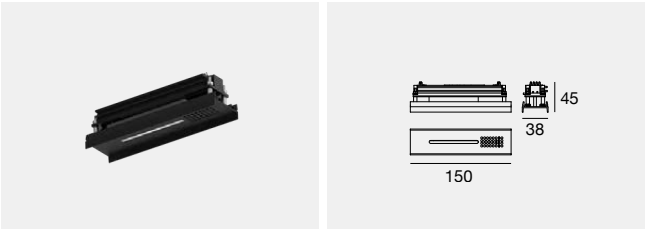

III C.V. IP40 NEW

WH **C-E900004**
BB **C-E900003**

Modus | Light PIR Sensor | 24 V DC

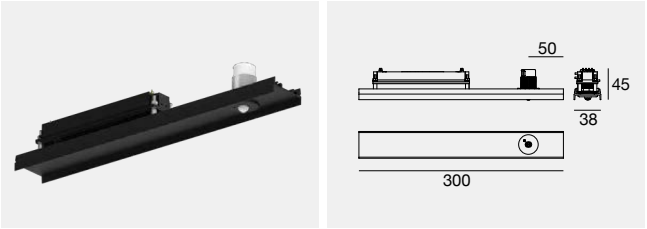

III C.V. IP40 NEW

WH **C-E900002**
BB **C-E900001**

Modus_M | Lower buffer

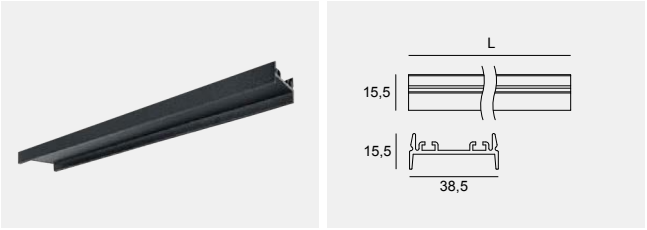

L 150 mm	L 300 mm	L 600 mm
WH **83725**	WH **83729**	WH **83726**
BB **83749**	BB **83753**	BB **83750**
L 900 mm	**L 1200 mm**	
WH **83727**	WH **83728**	
BB **83751**	BB **83752**	



The air quality sensor monitors the VOC index via the Twil app. VOCs (volatile organic compounds) are chemical compounds made up of molecules of different nature, all characterised by high volatility, i.e. their ability to evaporate easily into the air at room temperature. THROUGH DALI management, it is possible to interact with home automation systems such as KNX to control the ventilation of rooms (e.g. automatic opening of windows). The module is equipped with a signal LED that changes colour to define the level of air quality.



Using the Light-PIR sensor module in the Modus system in an office setting helps to create a comfortable and productive working environment while reducing energy consumption and costs. You can manage the light automatically, programming it to turn on, for example, when a person enters a room, or to turn off, when the person leaves the workstation.
Maximum installation height 5 metres.
Bluetooth Mesh technology
Presence detector (with or without daylight).
Brightness detector.

Finishes

WH White
BB Black

OMB SALERI
Brescia (Italy)

Project: Studio Paterlini Brescia
Engineer Marco Paterlini

Photography:
Margherita Nardi





The large waiting room welcomes users in an enveloping and natural, albeit artificial, light. The soft colours, together with the lighting of the wide waiting and distribution corridors, contribute to emotional well-being, using light as an essential tool for humanising the environments. The theme of the humanisation of medical environments is a key topic of design in the medical field, as the paradigm through which the vision of white and grey environments was a guarantee of cleanliness and care has changed.



aDoc MEDICAL CLINIC
Gualdo Tadino - Perugia (Italy)

Project: A25

Photography:
Mattia Micheli



ROLLIP

Aluminium profile
Polycarbonate diffuser

A COMPLETE SYSTEM FOR ARCHITECTURE

Rollip allows you to express maximum design creativity with even more efficient lighting performance thanks to a completely updated system. The structure has been redesigned using less aluminium in favour of greater sustainability, two embossed black and white finishes are available, obtained through powder coating. Rollip is available in three different widths and three installation options, recessed with frame or frameless, surface-mounted or suspended. The latter with the possibility of selecting single-emission and double emission modules.



Rollip_PRO
Recessed frame



Rollip35_MC
Recessed frame



Rolli60_MC
Recessed frame



Rollip100_MC
Recessed frame

-40%
COMPONENTS

+30%
EFFICIENCY
COMPARED TO THE PREVIOUS VERSION



Rollip35_MF
Recessed frameless



Rollip60_MF
Recessed frameless



Rollip100_MF
Recessed frameless



Rollip35_MS
Surface



Rollip60_MS
Surface



Rollip35_MP
Suspension
mono-emission
double-emission



Rollip60_MP
Suspension
mono-emission
double-emission



The easy installation of the ROLL DIFFUSER allows to obtain continuous lines measuring up to 20 metres in a single, simple assembly operation within drastically reduced times.

The **Rollip_MP** suspended system is equipped with a system for adjusting the support cable and the power cable, up to 8 cm. This technical solution guarantees maximum versatility in installation, allowing you to overcome obstacles with extreme ease.

In the double emission version of **Rollip_MP**, the distribution of indirect light is controlled by a special optic with an opening angle of 150° that guarantees a clean and high-performance illuminance.

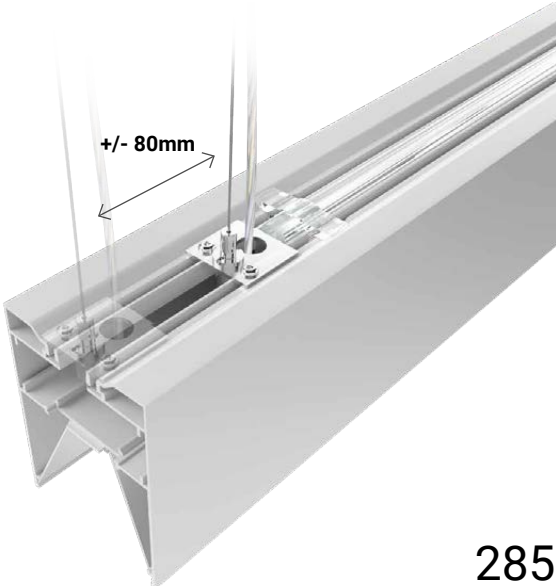

EL Luminaire compliant with the IEC EN 60598-2-22 standard, containing control and command electronics compatible for use in centralised emergency systems

Rollip PRO
The PRO version is the maximum engineering evolution of the Rollip range of products, by applying the OptiLight™ technology, with the typical pattern of laser micro-engravings to redistribute the light projecting from the PMMA diffuser, and the ensuing full control of the UGR for applications in work environments with video terminals. The minimal size, just 13 millimetres, allows to recess the product on the dropped ceiling without exceeding the plasterboard, given that the thickness of Rollip PRO is smaller: a major advantage lies in the presence of possible uprights or hindrances in the dropped ceiling.

NGC Medical Headquarters
Como (Italy)

Project: Giuseppe
Tortato Architetti Firm

Photography:
Carola Merello



Rollip_PRO_C | complete | topLED | 24 V DC



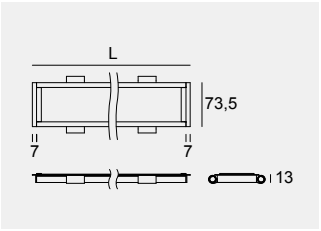

	Cct	Im S - Im D	
L 1199 mm - CRI 92 - 24 W DC			
WH **77466**	**M**	2839 - 1472	67x1188
	W	2940 - 1561	
	N	3146 - 1635	
L 1519 mm - CRI 92 - 30 W DC			
WH **77468**	**M**	3604 - 1869	67x1508
	W	3733 - 1983	
	N	4000 - 2076	

Electronics: **AL** (pag 303)

Rollip_PRO | topLED | 24 V DC



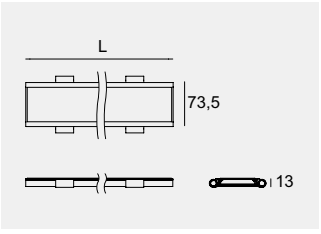

	Cct	Im S - Im D	
L 595 mm - CRI 90 - 12 W DC			
WH **65438**	**M**	1419 - 736	67x595
	W	1470 - 780	
	N	1573 - 817	
L 1185 mm - CRI 90 - 24 W DC			
WH **65439**	**M**	2838 - 1471	67x1185
	W	2940 - 1561	
	N	3146 - 1634	
L 1505 mm - CRI 90 - 30 W DC			
WH **65440**	**M**	3602 - 1868	67x1505
	W	3733 - 1982	
	N	4000 - 2076	

Rollip_PRO | Corner | topLED | 24 V DC



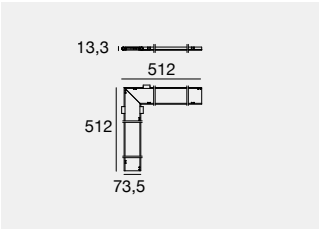

Corner L 512x512 mm - CRI 90 - 20 W DC			
WH **65441**	**M**	2402 - 1132	67 512x512
	W	2531 - 1202	
	N	2705 - 1258	

Electronics: **AL** (pag 303)

Even more performance and a Total White visual effect for this new Rollip_Pro diffuser. Two versions, opal or with full UGR control, which guarantees up to 30% more luminous flux, for application in working environments with video terminals.

Rollip_PRO | Roller diffuser



UGR<19 anti-glaring

OP **83356** 5 m
OP **83357** 10 m

Opaline

OP **83407** 5 m
OP **83408** 10 m
OP **83409** 20 m

Rollip_PRO | Cap kits

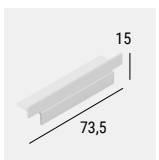

WH **62460** 2 x

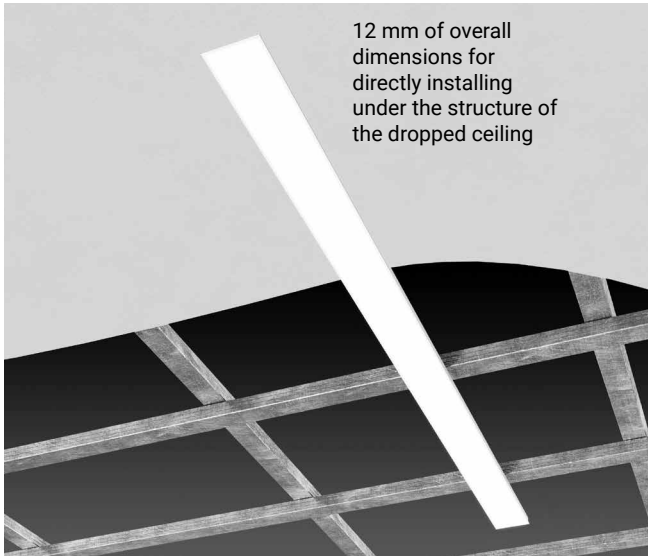

Finishes

WH White
OP Opaline

Cct

M 2700 **N** 4000
W 3000

Rollip35_MC | V2 | topLED | 48 V DC



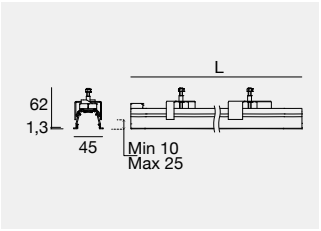

	Fin	Cct	lm S - lm D	Opt	
L 1000 mm - CRI 90 - 13 W DC					
C00187	**WH**	**M**	1670 - 1298	**ZZ**	39x1000
		W	1759 - 1367		
		T	1789 - 1390		
		N	1880 - 1461		
L 1500 mm - CRI 90 - 19,5 W DC					
C00188	**WH**	**M**	2505 - 1946	**ZZ**	39x1500
		W	2639 - 2050		
		T	2684 - 2085		
		N	2820 - 2191		
L 2000 mm - CRI 90 - 26 W DC					
C00189	**WH**	**M**	3340 - 2595	**ZZ**	39x2000
		W	3518 - 2733		
		T	3578 - 2780		
		N	3760 - 2922		
L 3000 mm - CRI 90 - 39 W DC					
C00190	**WH**	**M**	5010 - 3893	**ZZ**	39x3000
		W	5277 - 4100		
		T	5367 - 4169		
		N	5640 - 4382		

Joining kit included

	Fin	Cct	lm S - lm D	Opt	
Corner L 530x530 mm - CRI 90 - 13 W DC					
C00191	**WH**	**M**	1670 - 1298	**ZZ**	39 530x530
		W	1759 - 1367		
		T	1789 - 1390		
		N	1880 - 1461		

The composition with the angular module does not guarantee the IP54 index of protection.

Electronics: **EP** (pag 303)

Rollip35_MC | V2 | Corner | topLED | 48 V DC



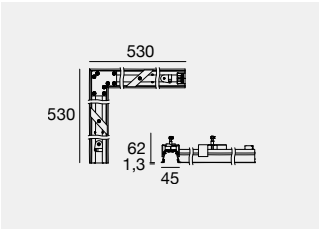

Rollip35_MC | Roller diffuser



Asymmetric

OP **C-U200006** 5 m

OP **C-U200007** 10 m

Opaline

OP **C-U200002** 5 m

OP **C-U200003** 10 m

OP **C-U200004** 20 m

Rollip35_MC | Caps kit

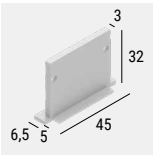

WH **C-V400004** 2 x

To use the plugs, the length of the installation hole must be increased by 8 mm.

Rollip35_MC | Template

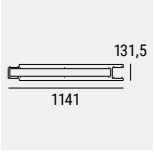

WH **C-V200001** 2 x

Finishes

WH White

OP Opaline

Cct

M 2700 **T** 3500

W 3000 **N** 4000

Rollip60_MC | V2 | topLED | 48 V DC



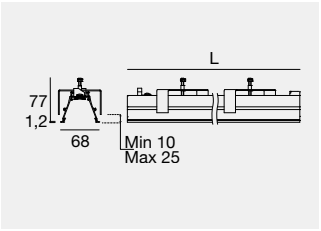

Rollip60_MC | V2 | Corner | topLED | 48 V DC



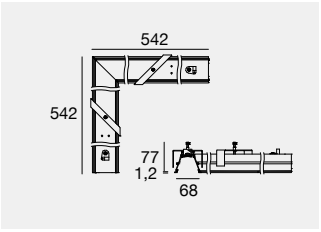

	Fin	Cct	lm S - lm D	Opt	
L 1000 mm - CRI 90 - 13 W DC					
C00247	**WH**	**M**	1670 - 1491	**ZZ**	62x1000
		W	1759 - 1570		
		T	1789 - 1596		
		N	1880 - 1678		
L 1500 mm - CRI 90 - 19,5 W DC					
C00248	**WH**	**M**	2505 - 2236	**ZZ**	62x1500
		W	2639 - 2355		
		T	2684 - 2395		
		N	2820 - 2517		
L 2000 mm - CRI 90 - 26 W DC					
C00249	**WH**	**M**	3340 - 2981	**ZZ**	62x2000
		W	3518 - 3140		
		T	3578 - 3193		
		N	3760 - 3356		
L 3000 mm - CRI 90 - 39 W DC					
C00250	**WH**	**M**	5010 - 4471	**ZZ**	62x3000
		W	5277 - 4710		
		T	5367 - 4790		
		N	5640 - 5034		

Joining kit included

Corner L 542x542 mm - CRI 90 - 13 W DC					
C00251	**WH**	**M**	1670 - 1491	**ZZ**	62 542x542
		W	1759 - 1570		
		T	1789 - 1596		
		N	1880 - 1678		

The composition with the angular module does not guarantee the IP54 index of protection.

Electronics: **EP** (pag 303)

Rollip60_MC | Roller diffuser



Asymmetric
- **OP** **C-U200012** 5 m
- **OP** **C-U200013** 10 m

Opaline
- **OP** **C-U200008** 5 m
- **OP** **C-U200009** 10 m
- **OP** **C-U200010** 20 m

UGR<19 anti-glaring
- **OP** **C-U200014** 5 m
- **OP** **C-U200015** 10 m

Rollip60_MC | Caps kit

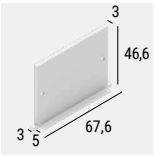

WH **C-V400008** 2 x

To use the plugs, the length of the installation hole must be increased by 8 mm.

Rollip60_MC | Template

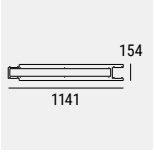

WH **C-V200003** 2 x

Finishes
- **WH** White
- **OP** Opaline

Cct
M 2700 **T** 3500
W 3000 **N** 4000

Rollip100_MC | V2 | topLED | 48 V DC



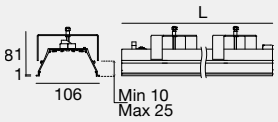

	Fin	Cct	lm S - lm D	Opt	
L 1000 mm - CRI 90 - 20 W DC					
C00336	**WH**	**M**	2780 - 2119	**ZZ**	102x1000
		W	2912 - 2219		
		T	3010 - 2292		
		N	3094 - 2359		
L 1500 mm - CRI 90 - 30 W DC					
C00337	**WH**	**M**	4170 - 3179	**ZZ**	102x1500
		W	4368 - 3329		
		T	4515 - 3438		
		N	4641 - 3539		
L 2000 mm - CRI 90 - 40 W DC					
C00338	**WH**	**M**	5560 - 4238	**ZZ**	102x2000
		W	5824 - 4438		
		T	6020 - 4584		
		N	6188 - 4718		
L 3000 mm - CRI 90 - 60 W DC					
C00339	**WH**	**M**	8340 - 6357	**ZZ**	102x3000
		W	8736 - 6657		
		T	9030 - 6867		
		N	9282 - 7077		

Joining kit included

	Fin	Cct	lm S - lm D	Opt	
Corner L 580x580 mm - CRI 90 - 21,5 W DC					
C00340	**WH**	**M**	2955 - 2246	**ZZ**	102 580x580
		W	3096 - 2352		
		T	3200 - 2430		
		N	3289 - 2500		

The composition with the angular module does not guarantee the IP54 index of protection.

Electronics: **EP** (pag 303)

Rollip100_MC | V2 | Corner | topLED | 48 V DC



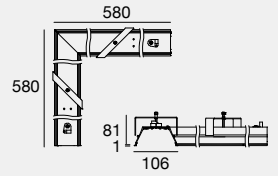

Rollip100_MC | Roller diffuser



Opaline

OP **C-U200016** 5 m
OP **C-U200017** 10 m
OP **C-U200018** 20 m

UGR<19 anti-glaring

OP **C-U200022** 5 m
OP **C-U200023** 10 m

Asymmetric

OP **C-U200020** 5 m
OP **C-U200021** 10 m

Rollip100_MC | Caps kit

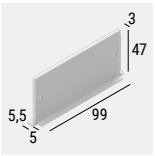

WH **C-V400012** 2 x

To use the plugs, the length of the installation hole must be increased by 8 mm.

Rollip100_MC | Template

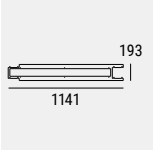

WH **C-V200004** 2 x

Finishes

WH White
OP Opaline

Cct

M 2700 **T** 3500
W 3000 **N** 4000

THE WESTIN LONDON CITY
London (United Kingdom)

Project: Dexter Moren Associates

Lighting Designer:
Nulty Lighting

Photography:
Matteo Barro



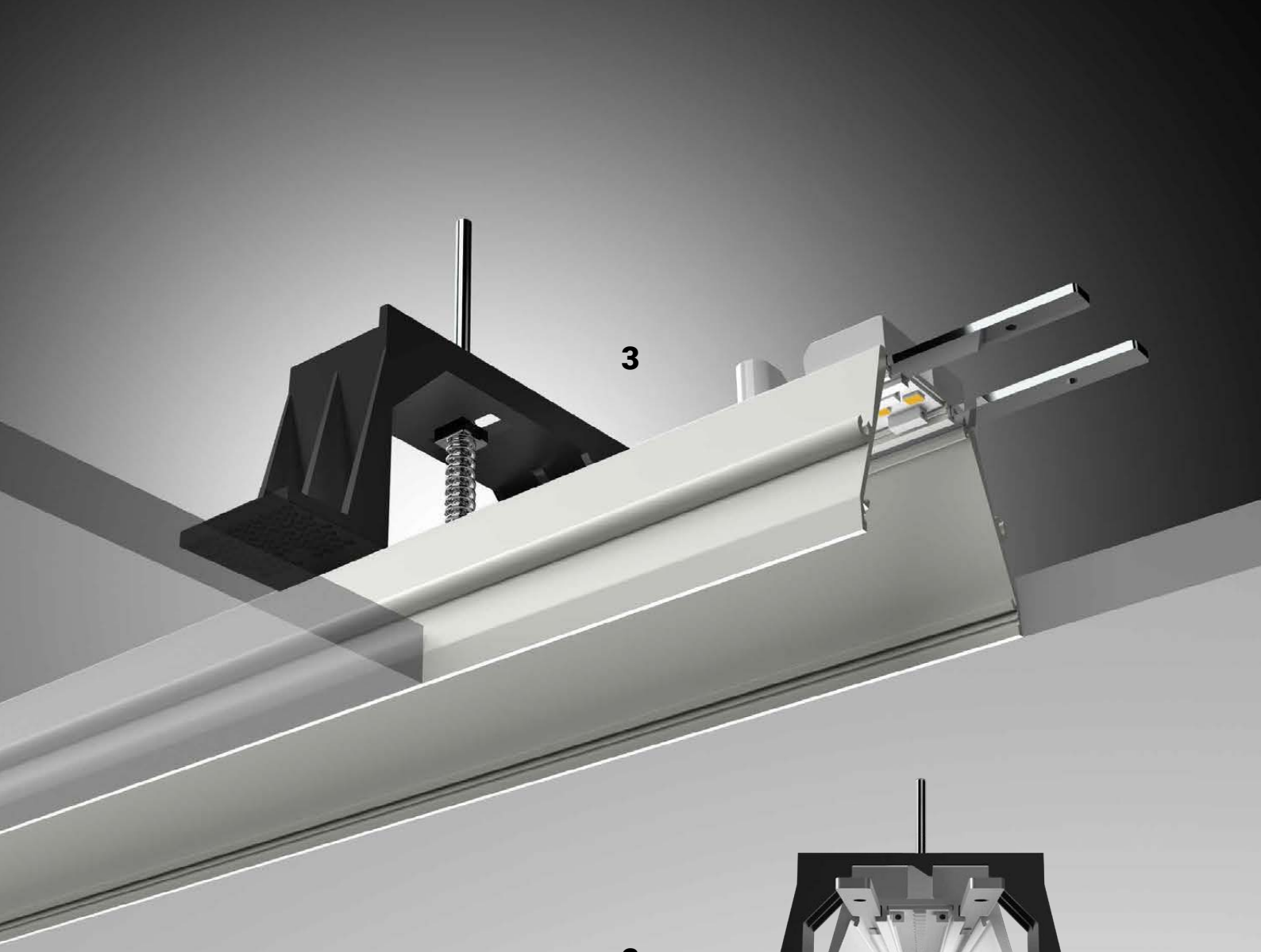

ROLLIP MF: SIMPLE, FAST, PERFECT.

The mounting system for MF frameless recessed profiles makes installation a precise and easy operation. Rollip_MF is designed to simplify every step of the installation, ensuring a professional and long-lasting result.

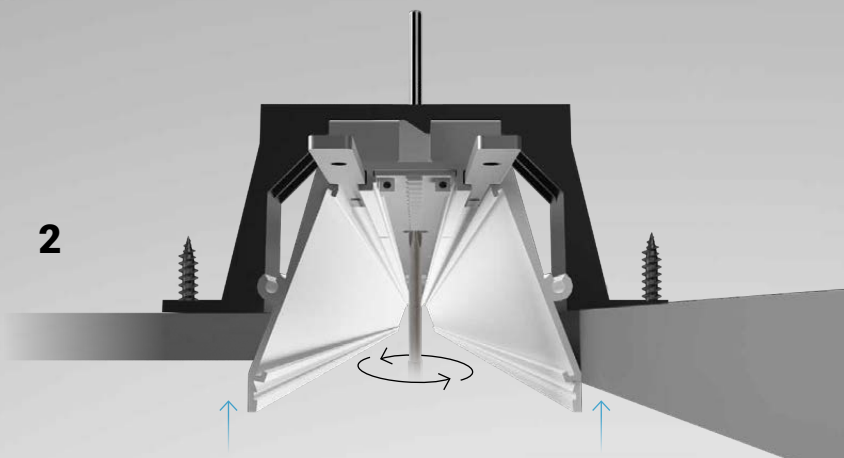



Rollip35_MF | V2 | topLED | 48 V DC



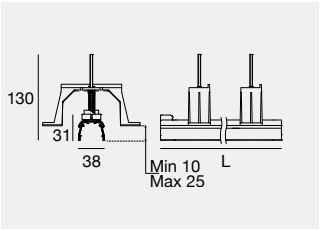

	Fin	Cct	lm S - lm D	Opt	
L 1000 mm - CRI 90 - 13 W DC					
C00331	**WH**	**M**	1670 - 1298	**ZZ**	41x1000
		W	1759 - 1367		
		T	1789 - 1390		
		N	1880 - 1461		
L 1500 mm - CRI 90 - 19,5 W DC					
C00332	**WH**	**M**	2505 - 1946	**ZZ**	41x1500
		W	2639 - 2050		
		T	2684 - 2085		
		N	2820 - 2191		
L 2000 mm - CRI 90 - 26 W DC					
C00333	**WH**	**M**	3340 - 2595	**ZZ**	41x2000
		W	3518 - 2733		
		T	3578 - 2780		
		N	3760 - 2922		
L 3000 mm - CRI 90 - 39 W DC					
C00334	**WH**	**M**	5010 - 3893	**ZZ**	41x3000
		W	5277 - 4100		
		T	5367 - 4169		
		N	5640 - 4382		

Joining kit included

Corner L 530x530 mm - CRI 90 - 13 W DC					
C00335	**WH**	**M**	1670 - 1298	**ZZ**	41 530x530
		W	1759 - 1367		
		T	1789 - 1390		
		N	1880 - 1461		

The composition with the angular module does not guarantee the IP54 index of protection.

Electronics: **EP** (pag 303)

Rollip35_MF | V2 | Corner | topLED | 48 V DC



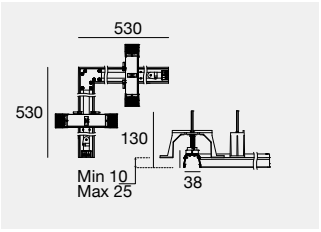

Rollip35_MF | Roller diffuser



Asymmetric

OP	**C-U200006**	5 m
OP	**C-U200007**	10 m

Opaline

OP	**C-U200002**	5 m
OP	**C-U200003**	10 m
OP	**C-U200004**	20 m

Rollip35_MF | Caps kit

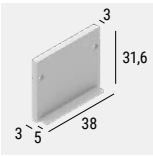

WH **C-V400006** 2 x

To use the plugs, the length of the installation hole must be increased by 8 mm.

Rollip35_MF | Template

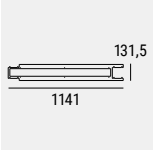

WH **C-V200001** 2 x

Finishes

WH White
OP Opaline

Cct

M 2700 **T** 3500
W 3000 **N** 4000

Rollip60_MF | V2 | topLED | 48 V DC



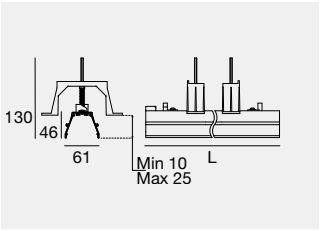

	Fin	Cct	lm S - lm D	Opt	
L 1000 mm - CRI 90 - 13 W DC					
C00341	**WH**	**M**	1670 - 1491	**ZZ**	64x1000
		W	1759 - 1570		
		T	1789 - 1596		
		N	1880 - 1678		
L 1500 mm - CRI 90 - 19,5 W DC					
C00342	**WH**	**M**	2505 - 2236	**ZZ**	64x1500
		W	2639 - 2355		
		T	2684 - 2395		
		N	2820 - 2517		
L 2000 mm - CRI 90 - 26 W DC					
C00343	**WH**	**M**	3340 - 2981	**ZZ**	64x2000
		W	3518 - 3140		
		T	3578 - 3193		
		N	3760 - 3356		
L 3000 mm - CRI 90 - 39 W DC					
C00344	**WH**	**M**	5010 - 4471	**ZZ**	64x3000
		W	5277 - 4710		
		T	5367 - 4790		
		N	5640 - 5034		

Joining kit included

Corner L 538x538 mm - CRI 90 - 13 W DC					
C00345	**WH**	**M**	1670 - 1491	**ZZ**	64 538x538
		W	1759 - 1570		
		T	1789 - 1596		
		N	1880 - 1678		

The composition with the angular module does not guarantee the IP54 index of protection.

Electronics: **EP** (pag 303)

Rollip60_MF | V2 | Corner | topLED | 48 V DC



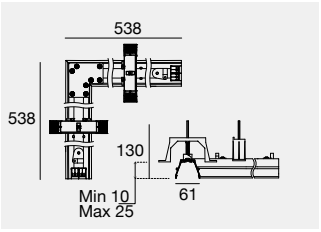

Rollip60_MF | Roller diffuser



Asymmetric
- OP **C-U200012** 5 m
- OP **C-U200013** 10 m

Opaline
- OP **C-U200008** 5 m
- OP **C-U200009** 10 m
- OP **C-U200010** 20 m

UGR<19 anti-glaring
- OP **C-U200014** 5 m
- OP **C-U200015** 10 m

Rollip60_MF | Caps kit

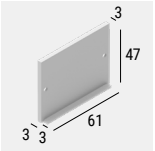

WH **C-V400010** 2 x

To use the plugs, the length of the installation hole must be increased by 8 mm.

Rollip60_MF | Template

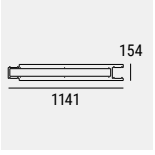

WH **C-V200003** 2 x

Finishes
WH White
OP Opaline

Cct
M 2700 **T** 3500
W 3000 **N** 4000

Rollip100_MF | V2 | topLED | 48 V DC



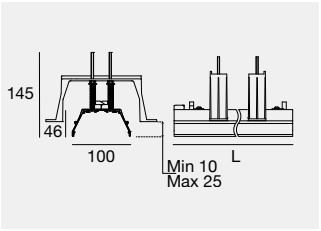

Rollip100_MF | V2 | Corner | topLED | 48 V DC



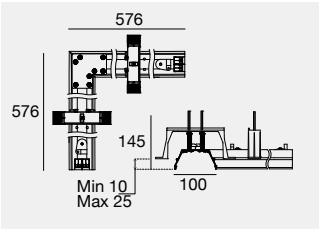

	Fin	Cct	lm S - lm D	Opt	
L 1000 mm - CRI 90 - 20 W DC					
C00346	**WH**	**M**	2780 - 2119	**ZZ**	103x1000
		W	2912 - 2219		
		T	3010 - 2292		
		N	3094 - 2359		
L 1500 mm - CRI 90 - 30 W DC					
C00347	**WH**	**M**	4170 - 3179	**ZZ**	103x1500
		W	4368 - 3329		
		T	4515 - 3438		
		N	4641 - 3539		
L 2000 mm - CRI 90 - 40 W DC					
C00348	**WH**	**M**	5560 - 4238	**ZZ**	103x2000
		W	5824 - 4438		
		T	6020 - 4584		
		N	6188 - 4718		
L 3000 mm - CRI 90 - 60 W DC					
C00349	**WH**	**M**	8340 - 6357	**ZZ**	103x3000
		W	8736 - 6657		
		T	9030 - 6867		
		N	9282 - 7077		

Joining kit included

Corner L 576x576 mm - CRI 90 - 21,5 W DC					
C00350	**WH**	**M**	2955 - 2246	**ZZ**	103 576x576
		W	3096 - 2352		
		T	3200 - 2430		
		N	3289 - 2500		

The composition with the angular module does not guarantee the IP54 index of protection.

Electronics: **EP** (pag 303)

Rollip100_MF | Roller diffuser



Opaline
- **OP** **C-U200016** 5 m
- **OP** **C-U200017** 10 m
- **OP** **C-U200018** 20 m

UGR<19 anti-glaring
- **OP** **C-U200022** 5 m
- **OP** **C-U200023** 10 m

Asymmetric
- **OP** **C-U200020** 5 m
- **OP** **C-U200021** 10 m

Rollip100_MF | Caps kit

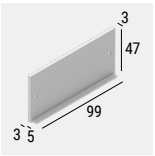

WH **C-V400014** 2 x

To use the plugs, the length of the installation hole must be increased by 8 mm.

Rollip100_MF | Template

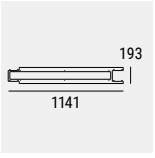

WH **C-V200004** 2 x

Finishes

WH White
OP Opaline

Cct

M 2700 **T** 3500
W 3000 **N** 4000

Rollip35_MS | V2 | topLED | 220-240 V AC



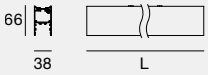

Rollip35_MS | V2 | Corner | topLED | 220-240 V AC



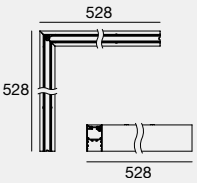

Non-electrifiable module

* Luminaire compliant with the IEC EN 60598-2-22 standard, containing control and command electronics compatible for use in centralised emergency systems

	Fin		Cct	lm S - lm D	Opt
L 1000 mm - CRI 90 - 13 W DC - 14,5 W AC					
C00794	**WH**		**M**	1984 - 1489	**ZZ**
DALI *	**BB**		**W**	2078 - 1559	
C00835			**N**	2228 - 1671	
L 1500 mm - CRI 90 - 19,5 W DC - 22 W AC					
C00795	**WH**		**M**	2976 - 2234	**ZZ**
DALI *	**BB**		**W**	3117 - 2339	
C00836			**N**	3342 - 2509	
L 2000 mm - CRI 90 - 26 W DC - 29 W AC					
C00796	**WH**		**M**	3968 - 2978	**ZZ**
DALI *	**BB**		**W**	4156 - 3118	
C00837			**N**	4456 - 3342	

Joining kit included

Corner L 528x528 mm - CRI 90 - 13 W DC - 14,5 W AC					
C00808	**WH**		**M**	1984 - 1489	**ZZ**
DALI *	**BB**		**W**	2078 - 1559	
C00838			**N**	2228 - 1671	

To be completed with accessory **C-F400007.**

Rollip35_MS | Roller diffuser



Asymmetric

OP **C-U200006** 5 m

OP **C-U200007** 10 m

Opaline

OP **C-U200002** 5 m

OP **C-U200003** 10 m

OP **C-U200004** 20 m

Rollip35_MS | Caps kit

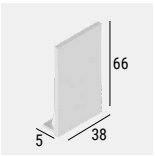

WH **C-V400015** 2 x

BB **C-V400016** 2 x

Rollip35_MS | Fixing bracket

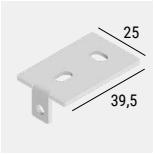

IS **C-F400007** 2 x

Finishes

WH White
BB Black
OP Opaline
IS Steel

Cct

M 2700
W 3000
N 4000

Rollip60_MS | V2 | topLED | 220-240 V AC



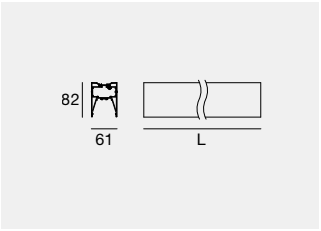

Rollip60_MS | V2 | Corner | topLED | 220-240 V AC



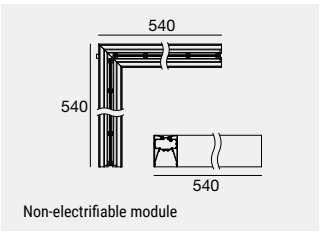

Non-electrifiable module

* Luminaire compliant with the IEC EN 60598-2-22 standard, containing control and command electronics compatible for use in centralised emergency systems

	Fin		Cct	lm S - lm D	Opt
L 1000 mm - CRI 90 - 13 W DC - 14,5 W AC					
C00803	**WH**		**M**	1984 - On Req	**ZZ**
DALI *	**BB**		**W**	2078 - On Req	
C00847			**N**	2228 - On Req	
L 1500 mm - CRI 90 - 19,5 W DC - 22 W AC					
C00804	**WH**		**M**	2976 - On Req	**ZZ**
DALI *	**BB**		**W**	3117 - On Req	
C00848			**N**	3342 - On Req	
L 2000 mm - CRI 90 - 26 W DC - 29 W AC					
C00805	**WH**		**M**	3968 - On Req	**ZZ**
DALI *	**BB**		**W**	4156 - On Req	
C00850			**N**	4456 - On Req	

Joining kit included

Corner L 540x540 mm - CRI 90 - 13 W DC - 14,5 W AC					
C00811	**WH**		**M**	1984 - On Req	**ZZ**
DALI *	**BB**		**W**	2078 - On Req	
C00853			**N**	2228 - On Req	

To be completed with accessory **C-F400007.**

Rollip60_MS | Roller diffuser



Asymmetric
- OP **C-U200012** 5 m
- OP **C-U200013** 10 m

Opaline
- OP **C-U200008** 5 m
- OP **C-U200009** 10 m
- OP **C-U200010** 20 m

UGR<19 anti-glaring
- OP **C-U200014** 5 m
- OP **C-U200015** 10 m

Rollip60_MS | Caps kit

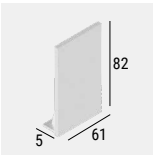

- WH **C-V400017** 2 x
- BB **C-V400018** 2 x

Rollip60_MS | Fixing bracket

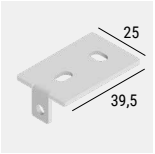

- IS **C-F400007** 2 x

Finishes

WH White OP Opaline
BB Black IS Steel

Cct

M 2700 **N** 4000
W 3000


COMFORT LIGHT
FOR BETTER LIFE



Rollip35_MP | V2 | mono-emission | topLED | 220-240 V AC



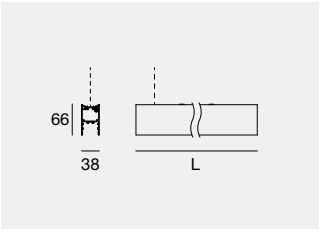

Rollip35_MP | V2 | Corner | mono-emission | topLED | 220-240 V AC



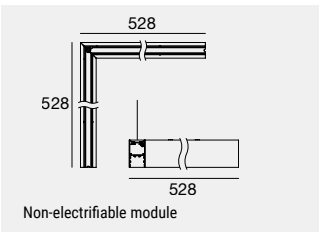

* Luminaire compliant with the IEC EN 60598-2-22 standard, containing control and command electronics compatible for use in centralised emergency systems
** First module always to be integrated with the power supply kit. All the linear modules are to be completed with at least one suspension kit, to be installed at one of the ends.

EL * IP20 NEW

	Fin	Cct	lm S - lm D	Opt
L 1000 mm - CRI 90 - 13 W DC - 14,5 W AC **				
C00788	**WH**	**M**	1984 - 1489	**ZZ**
DALI *	**BB**	**W**	2078 - 1559	
C00827		**N**	2228 - 1671	
L 1500 mm - CRI 90 - 19,5 W DC - 22 W AC **				
C00789	**WH**	**M**	2976 - 2234	**ZZ**
DALI *	**BB**	**W**	3117 - 2339	
C00828		**N**	3342 - 2507	
L 2000 mm - CRI 90 - 26 W DC - 29 W AC **				
C00790	**WH**	**M**	3968 - 2978	**ZZ**
DALI *	**BB**	**W**	4156 - 3118	
C00829		**N**	4456 - 3342	

Joining kit included

L 528x528 mm - CRI 90 - 13 W DC - 14,5 W AC				
C00806	**WH**	**M**	1984 - 1489	**ZZ**
DALI *	**BB**	**W**	2078 - 1559	
C00830		**N**	2228 - 1671	

Rollip35_MP | V2 | double-emission | topLED | 220-240 V AC



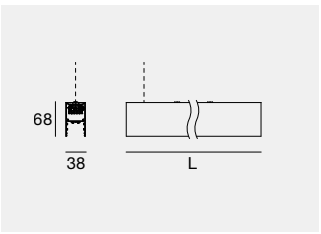

Rollip35_MP | V2 | Corner | double-emission | topLED | 220-240 V AC



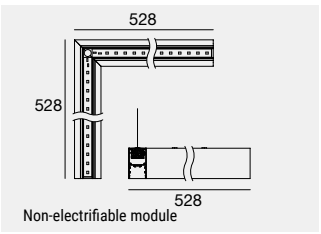

* Luminaire compliant with the IEC EN 60598-2-22 standard, containing control and command electronics compatible for use in centralised emergency systems
** First module always to be integrated with the power supply kit. All the linear modules are to be completed with at least one suspension kit, to be installed at one of the ends.

EL * IP20 NEW

	Fin	Cct	lm S - lm D	Opt
L 1000 mm - CRI 90 - 23 W DC - 25 W AC **				
C00791	**WH**	**M**	3471 - On Req	**DZ**
DALI *	**BB**	**W**	3635 - On Req	
C00831		**N**	3883 - On Req	
L 1500 mm - CRI 90 - 34,5 W DC - 38 W AC **				
C00792	**WH**	**M**	5207 - On Req	**DZ**
DALI *	**BB**	**W**	5453 - On Req	
C00832		**N**	5824 - On Req	
L 2000 mm - CRI 90 - 46 W DC - 50 W AC **				
C00793	**WH**	**M**	6942 - On Req	**DZ**
DALI *	**BB**	**W**	7270 - On Req	
C00833		**N**	7766 - On Req	

Joining kit included

Corner L 528x528 mm - CRI 90 - 23 W DC - 25 W AC				
C00807	**WH**	**M**	3471 - On Req	**DZ**
DALI *	**BB**	**W**	3635 - On Req	
C00834		**N**	3883 - On Req	

Rollip35_MP | Roller diffuser



Asymmetric
OP **C-U200006** 5 m
OP **C-U200007** 10 m
Opaline
OP **C-U200002** 5 m
OP **C-U200003** 10 m
OP **C-U200004** 20 m
UGR<19 anti-glaring
OP **C-U200026** 5 m Only for double-emission
OP **C-U200027** 10 m Only for double-emission

Rollip60_MP | Suspension kit

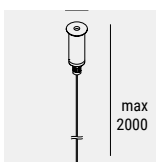

WH **C-F100003** It includes a sincle cable. It is necessary to purchase a suspension kit for each individual module of the system. In the corner element, it is already included.

Rollip35_MP | Caps kit

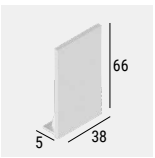

WH **C-V400015** 2 x
BB **C-V400016** 2 x

Rollip35_MP | Power supply kit



WH **64639** Single emission
BB **63300** Single emission
WH **64649** Double emission
BB **63302** Double emission
DALI 2 - DALI PUSH
WH **64660** Single / Double emission
BB **63301** Single / Double emission

Finishes
WH White OP Opaline
BB Black

Cct
M 2700 **N** 4000
W 3000

Rollip60_MP | V2 | mono-emission | topLED | 220-240 V AC



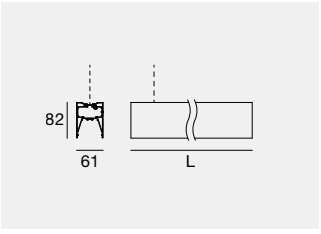

Rollip60_MP | V2 | Corner | mono-emission | topLED | 220-240 V AC



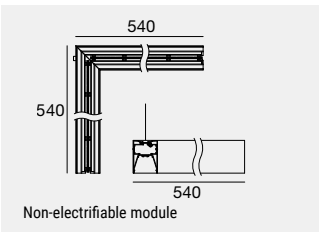

Non-electrifiable module

* Luminaire compliant with the IEC EN 60598-2-22 standard, containing control and command electronics compatible for use in centralised emergency systems
** First module always to be integrated with the power supply kit. All the linear modules are to be completed with at least one suspension kit, to be installed at one of the ends.

Rollip60_MP | V2 | double-emission | topLED | 220-240 V AC



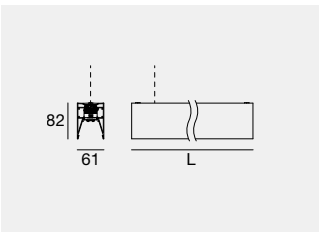

Rollip60_MP | V2 | Corner | double-emission | topLED | 220-240 V AC



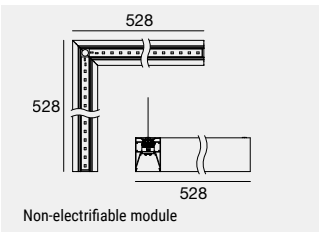

Non-electrifiable module

* Luminaire compliant with the IEC EN 60598-2-22 standard, containing control and command electronics compatible for use in centralised emergency systems
** First module always to be integrated with the power supply kit. All the linear modules are to be completed with at least one suspension kit, to be installed at one of the ends.

EL * IP20 NEW

	Fin	Cct	lm S - lm D	Opt
L 1000 mm - CRI 90 - 13 W DC - 14,5 W AC **				
C00797	**WH**	**M**	1984 - On Req	**ZZ**
DALI *	**BB**	**W**	2078 - On Req	
C00839		**N**	2228 - On Req	
L 1500 mm - CRI 90 - 19,5 W DC - 22 W AC **				
C00798	**WH**	**M**	2976 - On Req	**ZZ**
DALI *	**BB**	**W**	3117 - On Req	
C00840		**N**	3342 - On Req	
L 2000 mm - CRI 90 - 26 W DC - 29 W AC **				
C00799	**WH**	**M**	3968 - On Req	**ZZ**
DALI *	**BB**	**W**	4156 - On Req	
C00841		**N**	4456 - On Req	

Joining kit included

L 540x540 mm - CRI 90 - 13 W DC - 14,5 W AC				
C00809	**WH**	**M**	1984 - On Req	**ZZ**
DALI *	**BB**	**W**	2078 - On Req	
C00842		**N**	2228 - On Req	

EL * IP20 NEW

	Fin	Cct	lm S - lm D	Opt
L 1000 mm - CRI 90 - 23 W DC - 25 W AC **				
C00800	**WH**	**M**	3471 - On Req	**DZ**
DALI *	**BB**	**W**	3635 - On Req	
C00843		**N**	3883 - On Req	
L 1500 mm - CRI 90 - 34,5 W DC - 38 W AC **				
C00801	**WH**	**M**	5207 - On Req	**DZ**
DALI *	**BB**	**W**	5453 - On Req	
C00844		**N**	5824 - On Req	
L 2000 mm - CRI 90 - 46 W DC - 50 W AC **				
C00802	**WH**	**M**	6942 - On Req	**DZ**
DALI *	**BB**	**W**	7270 - On Req	
C00845		**N**	7766 - On Req	

Joining kit included

Corner L 528x528 mm - CRI 90 - 23 W DC - 25 W AC				
C00810	**WH**	**M**	3471 - On Req	**DZ**
DALI *	**BB**	**W**	3635 - On Req	
C00846		**N**	3883 - On Req	

Rollip60_MP | Roller diffuser



Asymmetric
OP **C-U200012** 5 m
OP **C-U200013** 10 m
Opaline
OP **C-U200008** 5 m
OP **C-U200009** 10 m
OP **C-U200010** 20 m
UGR<19 anti-glaring
OP **C-U200014** 5 m
OP **C-U200015** 10 m

Rollip60_MP | Suspension kit

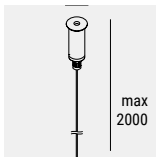

WH **C-F100003** It includes a sincle cable. It is necessary to purchase a suspension kit for each individual module of the system. In the corner element, it is already included.

Rollip60_MP | Caps kit

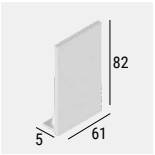

WH **C-V400017** 2 x
BB **C-V400018** 2 x

Rollip60_MP | Power supply kit



WH **64639** Single emission
BB **63300** Single emission
WH **64649** Double emission
BB **63302** Double emission
DALI 2 - DALI PUSH
WH **64660** Single / Double emission
BB **63301** Single / Double emission

Finishes
WH White OP Opaline
BB Black

Cct
M 2700 **N** 4000
W 3000







IRI headquarters
Milan (Italy)

Lighting Designer:
Garibaldi Architects

Photography:
Giacomo Albo

Electronics

AL

99374	99331	99332	83333	C-E400002
ON/OFF	ON/OFF	0/1-10V	DALI/PUSH	DALI/PUSH
75W	150W	150W	150W	240W
210 x 49 x h 25	158 x 60 x h 35	158 x 60 x h 35	188 x 68 x h 34	188 x 68 x h 34
56	70	70	77	77

EP

99784	99785	C-E400003
ON/OFF	ON/OFF	DALI/PUSH
150W CV 48V	240W CV 48V	150W CV 48V
219 x 63 x h 35	244 x 71 x h 38	188 x 68 x h 34
80	81	77

CLEAR

48V

Aluminium body
PMMA diffuser



Clear_MP | topLED | 48 V DC



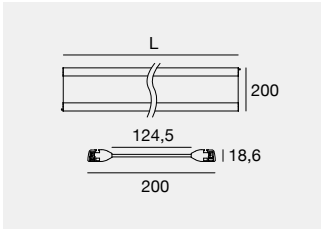

	Cct	lm S - lm D	Opt
L 596 mm - CRI 90 - 11,25 W DC			
WH **82290**	**W**	1584 - 1283	**00** (Diffused UGR<19)
BB **82291**	**N**	1598 - 1596	
L 1178 mm - CRI 90 - 22,5 W DC			
WH **82292**	**W**	3168 - 2566	**00** (Diffused UGR<19)
BB **82293**	**N**	3196 - 2592	

Clear Cct W = 3500 K

Clear_MP | Corner | topLED | 48 V DC



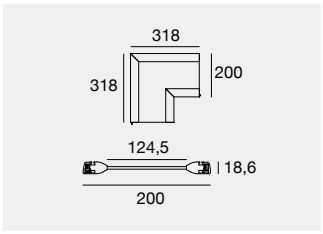

	Cct	lm S - lm D	Opt
CRI 90 - 7,5 W DC			
WH **82294**	**W**	1040 - 423	**00** (Diffused UGR<19)
BB **82295**	**N**	1065 - 427	

Clear Cct W = 3500 K

Accessories

Track system | End element for header fee



WH **99868** 2x
BB **99869** 2x

End element for header fee

Track system | Electrified coupling element



WH **99875** 1x
BB **99876** 1x

Electrified coupling element for intermediate power supply

Track system | Terminal element



WH **99870** 1x
BB **99871** 1x

Terminal element

Track system | Bracket for mechanical coupling of the modules



BB **99874** 2x

Bracket for mechanical coupling of the modules

Track system | Adjustable hanging connection with rocker



WH **99872** 1x
BB **99873** 1x

Adjustable hanging connection with rocker

Track system | Intermediate junction element



WH **99877** 2x
BB **99878** 2x

Intermediate junction element for power line interruption

Electronics

Track system | Driver | 75 W



WH **99860**	Driver 75W On/Off
BB **99861**	Driver 75W On/Off
WH **99862**	Driver 75W DALI
BB **99863**	Driver 75W DALI

Track system | Driver | 150 W



WH **99864**	Driver 150W On/Off
BB **99865**	Driver 150W On/Off
WH **99866**	Driver 150W DALI
BB **99867**	Driver 150W DALI

Finishes
WH White
BB Black

Cct
W 3500
N 4000



TRAIL

Steel chassis
Aluminium body

High efficiency versatile system
Trail offers homogeneous and contrast-free lighting, a long-lasting and quality light capable of adapting to any environment of use: as a matter of fact, the modularity of the system allows to create customised configurations. The great energy efficiency and low maintenance allow to reduce the operating costs as compared to conventional fluorescence systems.



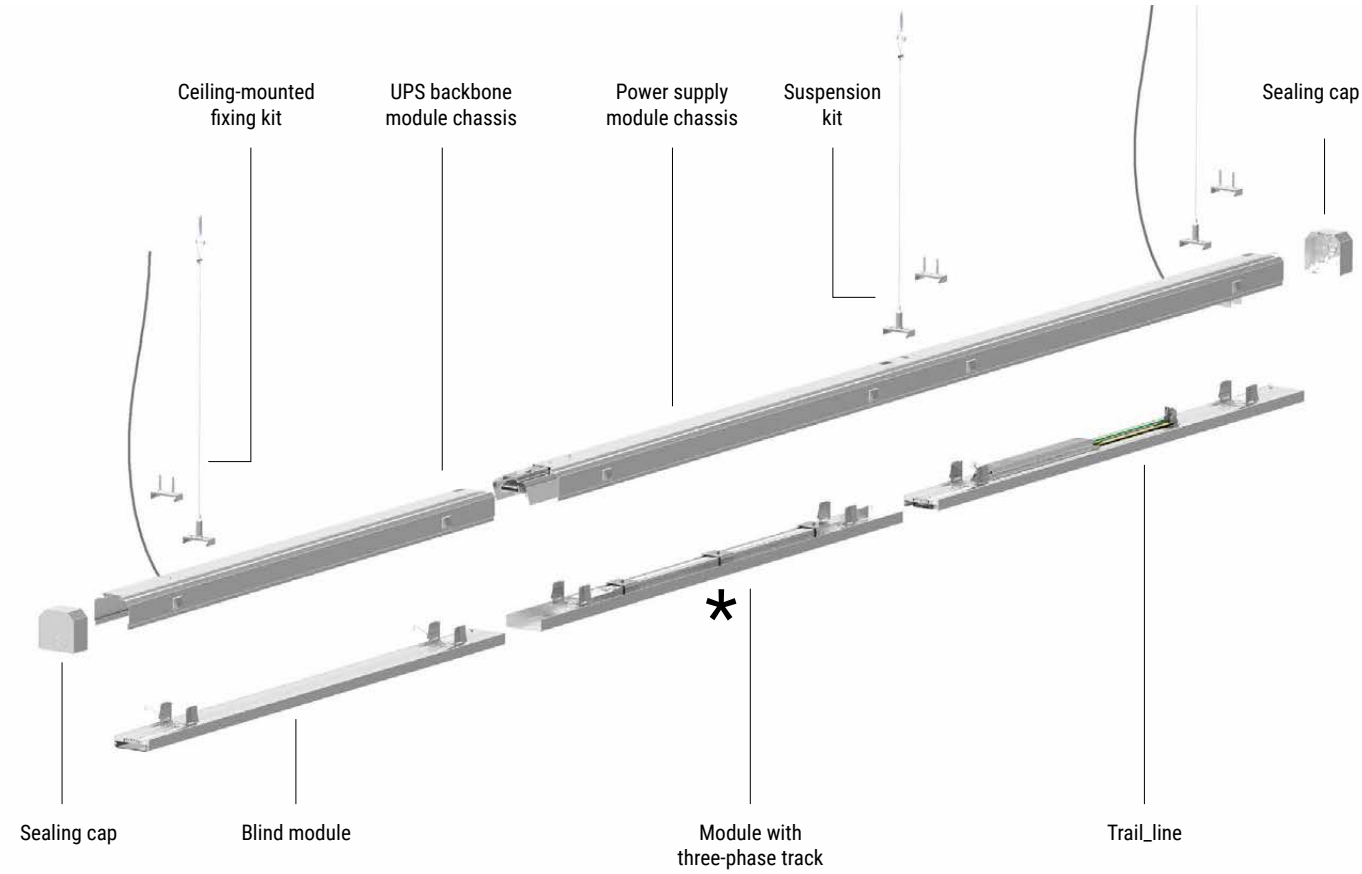

* do not install the module near the power cable

Quick installation
Continuous Trail lines are easy and quick to install: the new lock and quick release system of the guards allows the technician to operate totally freely, without needing any tools. Upon mounting the bearing structure, the quick-coupling system allows to position the single lighting bodies at will to obtain the most appropriate lighting and follow the arrangement of the elements in the environment.





Trunking system | Trail_chassis | Power module



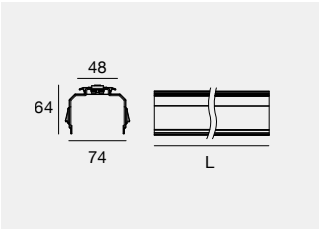

Trunking system | Trail_chassis | UPS backbone



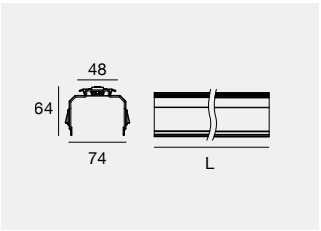

Trunking system | Trail_chassis | Auxiliary power supply



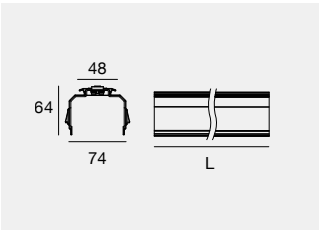

IP20

WH	**90911**	L 1135 mm	ON/OFF	3 pin
WH	**90915**	L 2270 mm	ON/OFF	3 pin
WH	**90913**	L 1135 mm	ON/OFF / DALI	7 pin
BB	**83651**	L 1135 mm	ON/OFF / DALI	7 pin
WH	**90917**	L 2270 mm	ON/OFF / DALI	7 pin
BB	**83652**	L 2270 mm	ON/OFF / DALI	7 pin

IP20

WH	**90903**	L 1135 mm	ON/OFF	3 pin
WH	**90907**	L 2270 mm	ON/OFF	3 pin
WH	**90905**	L 1135 mm	ON/OFF / DALI	7 pin
BB	**83653**	L 1135 mm	ON/OFF / DALI	7 pin
WH	**90909**	L 2270 mm	ON/OFF / DALI	7 pin
BB	**83654**	L 2270 mm	ON/OFF / DALI	7 pin

IP20

WH	**90905E**	L 1135 mm	ON/OFF / DALI	7 pin
BB	**83655**	L 1135 mm	ON/OFF / DALI	7 pin

White



Black

Finishes

WH White
BB Black

Trunking system | topLED | 220-240 V AC | 34 W DC - 35 W AC



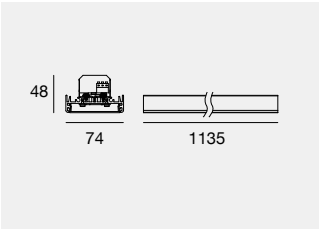

IP20

	Cct	lm S - lm D	Opt
3 pin - CRI 80			
WH **90919**	**N**	4557 - 4518	**60** (70°x94°)
7 pin - CRI 80			**00** (Diffused)
WH **90921**			**07** (Asym. Ww)
7 pin - DALI - CRI 80			**69** (Double Asym.)
WH **90923**			

Trunking system | topLED | 220-240 V AC | 46 W DC - 47 W AC



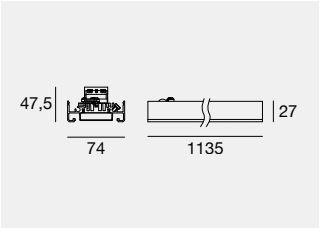

IP20

	Cct	lm S - lm D	Opt
3 pin - CRI 80			
WH **90925**	**N**	6186 - 5768	**60** (70°x94°)
7 pin - CRI 80			**00** (Diffused)
WH **90927**			**07** (Asym. Ww)
7 pin - DALI - CRI 80			**69** (Double Asym.)
WH **90929**			

Trunking system | topLED | 220-240 V AC | 58 W DC - 60 W AC



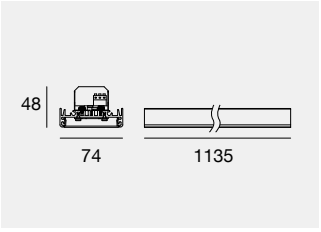

IP20

	Cct	lm S - lm D	Opt
3 pin - CRI 80			
WH **90931**	**N**	7522 - 6958	**60** (70°x94°)
7 pin - CRI 80			**00** (Diffused)
WH **90933**			**07** (Asym. Ww)
7 pin - DALI - CRI 80			**69** (Double Asym.)
WH **90935**			
BB **83656**			

Trunking system | Three-phase adaptor



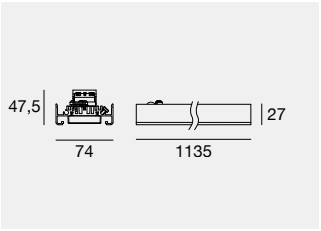

IP20

WH **90952**
BB **83067**

Module for track projectors.
Maximum load 3kg.
Sustained maximum power 60 W.

Trunking system | Cover



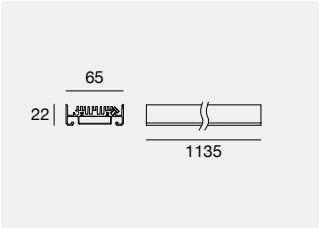

WH **90950**
BB **83069**

Blind cover module.

Finishes
WH White
BB Black

Cct
N 4000

Trunking system | Suspension kit



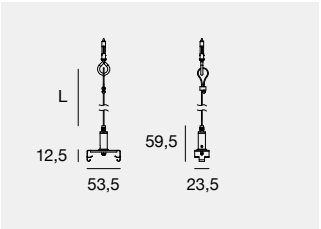

CH **90944** L 1500 mm
CH **90943** L 3000 mm

Steel cable adjustable at the base, required for the suspension installation and available in two versions, 1.5 m and 3 m versions.
Fixing interline 1.5 m

Trunking system | Ceiling-mounted fixing kit





AL **90945**

1x Steel bracket required for ceiling installation. Providing at least 1 bracket every 1.5 m of Trail_chassis module installed.

Trunking system | Sealing cap



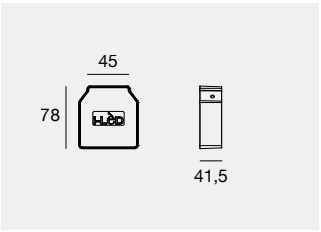

WH **90946**
BB **83068**

Line neutral sealing cap.

Extensive range of products
Trail is an extremely versatile system, with various available solutions. Three powers, that can be combined with optics of choice among the available four: diffused emission; W. Flood for high heights and applications not strictly bound to the supermarket sector; single or double asymmetric emission, for light directed on one or two categories of displayed products, conceived for visually enhancing the quality of the goods.

	Asymmetric **(07)**	D. Asymmetric **(69)**	Diffused **(00)**	W. Flood **(60)**
35 W AC				
47 W AC				
60 W AC				

Finishes

WH White
BB Black
CH Chrome
AL Aluminium

INK

PATENTED

Rubber conductor cable
Aluminium accessories



ELEGANT, NOW ALSO WHITE!

Ink revises the concept of the luminaire, disassembling and reassembling it, until it discovers new forms. The light becomes reworked, a thin strip with indirect emission allows you to cover and illuminate large distances, the same components, combined with the special extruded wall/ceiling or with the new recessed profile, become light paths that furnish the rooms. The cable also acts as a conductor on which it is possible to hook, in the lower part, various lighting elements: with diffuse emission or UGR<19, adjustable projectors also with focus optics and suspended lamps.



Ink is fully equipped
Four projectors: 6W, 10W, 12W Focus, 22W designed to meet all accent lighting needs. To complete the linear elements, a horizontal cylindrical diffuser has been inserted for all-around diffused lighting. A new recess-mounted electrified track solution comes alongside the existing system, letting you combine indirect lighting with detail lighting.

Recessed



Ink system_SP 22W | Ink system_SP Focus 12W | Ink system_SP 10W | Ink system_SP 6W

Surface



Ink system_SP 22W | Ink system_SP Focus 12W | Ink system_SP 10W | Ink system_SP 6W

Recessed Ink system

The recessed profile in three different sizes:

- 84012 1000 mm
- 84013 2000 mm
- 84014 3000 mm

the cable should be positioned inside the profile. available in the usual sizes and a new version on request:

- 81410 5000 mm
- 81411 1000 0mm
- 84016* on request

***** E.g. **84016** x 13 pieces: cable on spool with total length of 13 metres
Only for surface or recessed mounting (not suspension).

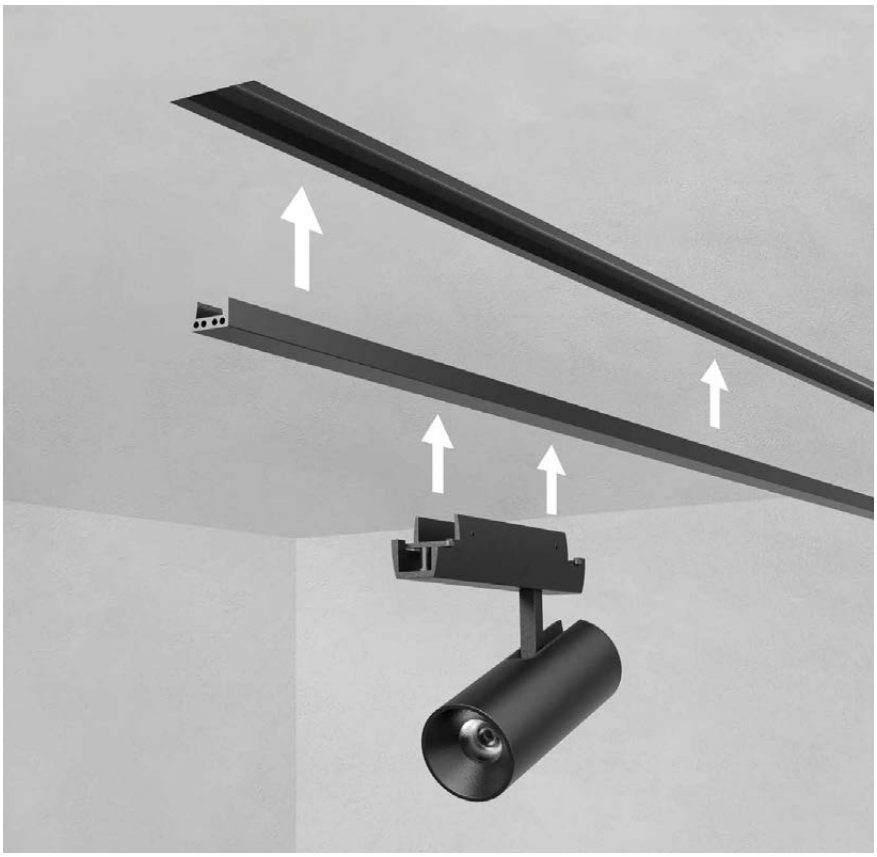



Ink is a complete linear system
Installation possibilities know no limits with INK, thanks to the wide range of acessories.



Ink is movement
To meet particular composition needs, small wall or ceiling brackets have been introduced which allow the cable to bend and, with the anchoring of the included LED strip, alternative lighting effects can be created.



84017 Clip for curves

Ink is all light
The INK system introduces a new modular element that enhances the vast range that has made it famous. A new, cylindrical shape in opal polycarbonate that alternates on/off and Dali point-point versions, available for recessed, the luce 360 module lets you create multiple solution, thanks in part to the different lengths of the profile.



83943 Ink system_L
linear module 360°



TENSIONED SYSTEM ON SLOPING BEAMED CEILING



Walls with exposed brick and sloping beamed ceilings require effective but discreet lighting, especially in the evening. The INK tensioned systems allow you to reach the desired inclination (max 45 degrees) to adapt to the ceiling, illuminating it indirectly. At the same time, the cables serve as the basis for adding projectors and pendants that complement ambient lighting where more light is needed. The driver with cover allows you to power the systems while preserving the integrity of the wall and avoiding the need to make ducts for ad hoc systems. To maintain stylistic continuity, INK is also available in the wall-mounted system with headboard projectors.

Components for Standard Ink

Ink system | Cable





IP20 NEW

WH	**83412**	5+1 m
BB	**81410**	5+1 m
WH	**83413**	10+1 m
BB	**81411**	10+1 m
WH	**83414**	1 m *
BB	**84016**	1 m *

* E.g. **84016** x 13 pieces: cable on spool with total length of 13 metres
Only for surface or recessed mounting (not suspension).

Ink system | Wall / ceiling extruded





BB	**81430**	Kit 2 x
BB	**81426**	Kit 5 x

Ink system | Cross fitting



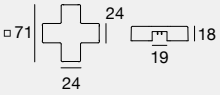

IP20 NEW

WH	**83418**	
BB	**81418**	

Ink system | L-shaped fitting





IP20 NEW

WH	**83419**	
BB	**81419**	

Ink system | T-shaped fitting



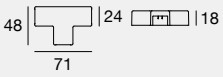

IP20 NEW

WH	**83420**	
BB	**81420**	

Ink system | Wall / ceiling sealing cap





IP20 NEW

WH	**83421**	
BB	**81421**	

Ink system | 60x60 mounting bracket



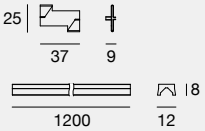

IP20

		Kit
BB	**84010**	3 brackets x 2 profiles
BB	**84011**	3 brackets x 5 profiles

Finishes

WH White
BB Black

Ink system | Clips for curves



IP20 NEW

WH **83422** 2x
BB **84017** 2x

Ink system | Cardboard fixing

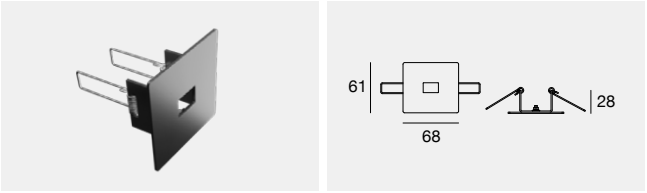

IP20 NEW

WH **83423** 2 x kit
BB **81422** 2 x kit

Ink system | Swivel wall fixing

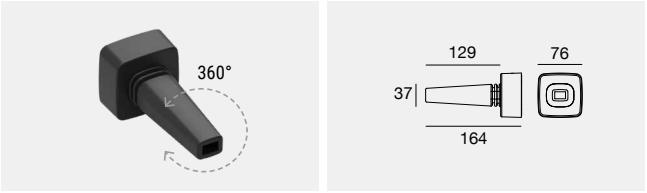

IP20 NEW

WH **83424** 2 x kit
BB **81423** 2 x kit

Ink system | Steel support and cable



NEW

WH **83425**
BB **81425**

Ink system | Steel support and cable



NEW

WH **83427**
BB **83426**

The pass-through support allows the continuity of the strip module.

Accessories

Ink system | Cable shear



81427

Finishes

WH White
BB Black



Light modules

Ink system | 24 V DC | LED Strip



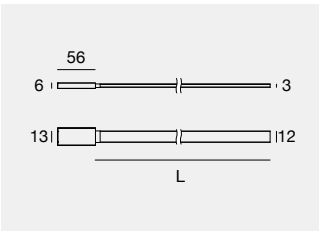

	Cct	Im S - Im D	Opt
CRI 90 - Basic 3,2 W/m DC			
L 1000			
TW **82946**	**M**	380 - 257	**00** (Diffused)
	W	404 - 271	
L 2500			
TW **82947**	**M**	960 - 643	
	W	1011 - 677	
L 5000			
TW **82948**	**M**	1919 - 1286	
	W	2022 - 1354	
CRI 90 - Hi-Flux 12,6 W/m DC			
L 1000			
TW **82949**	**M**	1435 - 1081	**00** (Diffused)
	W	1510 - 1138	
L 2500			
TW **82950**	**M**	3588 - 2703	
	W	3777 - 2845	
L 5000			
TW **82951**	**M**	7166 - 5405	
	W	7544 - 5690	

Ink system | 24 V DC | LED Strip



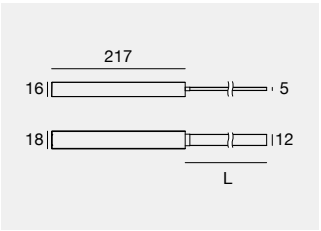

PTP DALI dimming PointTo Point

	Cct	Im S - Im D	Opt
CRI 90 - DALI - Basic 3,2 W/m DC			
L 1000			
TW **83990**	**W**	404 - 271	**00** (Diffused)
L 2500			
TW **83991**	**W**	1011 - 677	
L 5000			
TW **83992**	**W**	2022 - 1354	
CRI 90 - DALI - Hi-Flux 12,6 W/m DC			
L 1000			
TW **83987**	**W**	1510 - 1138	**00** (Diffused)
L 2500			
TW **83988**	**W**	3777 - 2845	
L 5000			
TW **83989**	**W**	7544 - 5690	

Finishes	Cct
TW Transparent White	**M** 2700 **W** 3000

Ink system | 24 V DC | Linear module Diffused



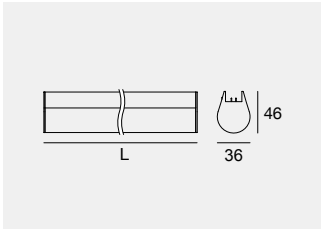

	Cct	Im S - Im D	Opt
L 320 mm - CRI 90 - 11 W DC			
WH **77582**	**M**	988 - 619	**00** (Diffused)
BB **83943**	**W**	1040 - 652	
L 620 mm - CRI 90 - 22 W DC			
WH **77583**	**M**	1976 - 1283	
BB **83944**	**W**	2081 - 1350	
L 920 mm - CRI 90 - 33 W DC			
WH **77584**	**M**	2964 - 1886	
BB **83945**	**W**	3120 - 1985	
L 486 mm - CRI 90 - DALI - 11 W DC			
BB **83972**	**W**	1040 - 652	**00** (Diffused)
L 786 mm - CRI 90 - DALI - 22 W DC			
BB **83973**	**W**	2081 - 1350	
L 1086 mm - CRI 90 - DALI - 33 W DC			
BB **83974**	**W**	3120 - 1985	

Ink system_L UGR | 24 V DC | Anti-glaring linear module



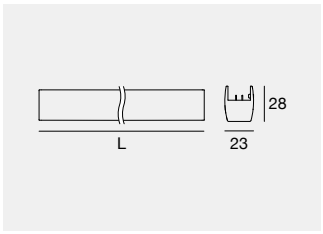

	Cct	Im S - Im D	Opt
L 300 mm - CRI 90 - 7 W DC			
WH **77585**	**M**	609 - 247	**30** (33°x 37°
BB **82918**	**W**	641 - 260	UGR<11)
L 600 mm - CRI 90 - 14 W DC			
WH **77586**	**M**	1217 - 494	
BB **82920**	**W**	1282 - 520	
L 465 mm - CRI 90 - DALI - 7 W DC			
BB **83970**	**W**	641 - 260	**30** (33°x 37°
L 800 mm - CRI 90 - DALI - 14 W DC			UGR<11)
BB **83971**	**W**	1282 - 520	

Ink system_L | 24 V DC | Linear module



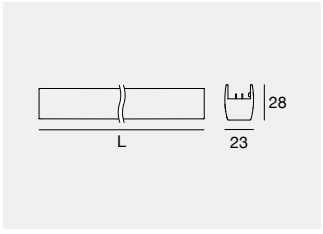

	Cct	Im S - Im D	Opt
L 300 mm - CRI 90 - 11 W DC			
WH **77587**	**M**	988 - 376	**00** (Diffused)
BB **82914**	**W**	1040 - 396	
L 600 mm - CRI 90 - 22 W DC			
WH **77588**	**M**	1976 - 751	
BB **82916**	**W**	2081 - 791	
L 465 mm - CRI 90 - DALI - 11 W DC			
BB **83968**	**W**	1040 - 396	**00** (Diffused)
L 765 mm - CRI 90 - DALI - 22 W DC			
BB **83969**	**W**	2081 - 791	

Point to Point
DALI DIMM.



ON/OFF
DALI DIMM.



Finishes
WH White
BB Black

Cct
M 2700
W 3000

Ink system_LP UGR | 24 V DC | Anti-glaring linear Suspension



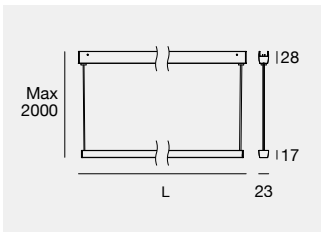

Cct		Im S - Im D	Opt
L 900 mm - CRI 90 - 9 W DC			
WH **77589**	**M**	742 - 260	**30** (33°x 58°
BB **82932**	**W**	781 - 274	UGR<16)
L 1200 mm - CRI 90 - 12 W DC			
WH **77590**	**M**	990 - 334	
BB **82944**	**W**	1041 - 352	
L 900 mm - CRI 90 - DALI - 9 W DC			
BB **83982**	**W**	781 - 274	**30** (33°x58°
L 1200 mm - CRI 90 - DALI - 12 W DC			UGR<16)
BB **83983**	**W**	1041 - 352	

PTP DALI dimming PointTo Point

Ink system_LP | 24 V DC | Linear Suspension



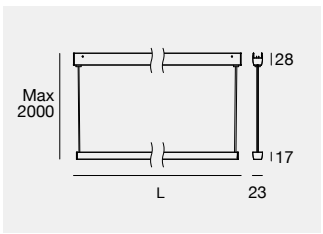

Cct		Im S - Im D	Opt
L 900 mm - CRI 90 - 22 W DC			
WH **77591**	**M**	1978 - 702	**00** (Diffused)
BB **82928**	**W**	2081 - 738	
L 1200 mm - CRI 90 - 29 W DC			
WH **77592**	**M**	2607 - 902	
BB **82930**	**W**	2744 - 950	
L 900 mm - CRI 90 - DALI - 22 W DC			
BB **83980**	**W**	2081 - 738	**00** (Diffused)
L 1200 mm - CRI 90 - DALI - 29 W DC			
BB **83981**	**W**	2744 - 950	

PTP DALI dimming PointTo Point

Ink system_P | 24 V DC | Suspension



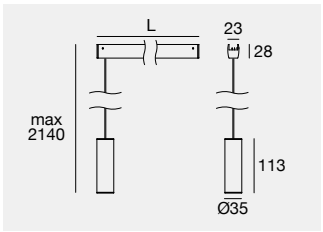

Cct			Im S - Im D	Opt
L 104 mm - CRI 90 - 6 W DC				
WH **77593**	HC	**M**	674 - 445	**45** (47°)
BB **82926**	HC	**W**	709 - 468	
L 225 mm - CRI 90 - DALI - 6 W DC				
BB **83979**	HC	**W**	709 - 468	**45** (47°)

PTP DALI dimming PointTo Point

Finishes
WH White
BB Black

Cct
M 2700
W 3000

Ink system_SP | 24 V DC | Projector



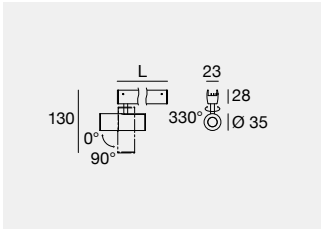



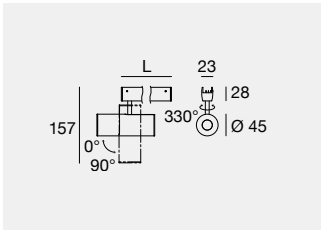

Ink system_SP Focus | 24 V DC | Projector



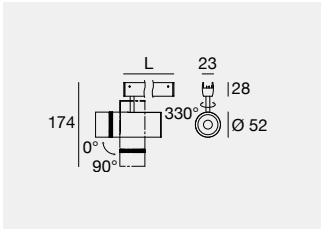

Ink system_SP | 24 V DC | Projector



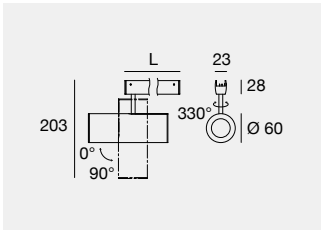

C.V. IP40 NEW

	Cct	Im S - Im D	Opt
L 104 mm - CRI 90 - 6 W DC			
WH **77594**	HC	**M** 674 - 418	**10** (21°)
BB **82922**	HC	**W** 709 - 440	**30** (31°)
			45 (42°)
L 225 mm - CRI 90 - DALI - 6 W DC			
BB **83975**	HC	**W** 709 - 440	**10** (21°)
			30 (31°)
			45 (42°)

PTP DALI dimming PointTo Point

C.V. IP40 NEW

	Cct	Im S - Im D	Opt
L 104 mm - CRI 90 - 10 W DC			
WH **77595**	HC	**M** 1015 - 655	**30** (31°)
BB **83946**	HC	**W** 1068 - 690	**45** (42°)
L 225 mm - CRI 90 - DALI - 10 W DC			
BB **83976**	HC	**W** 1068 - 690	**30** (31°)
			45 (42°)

PTP DALI dimming PointTo Point

C.V. IP40 NEW

	Cct	Im S - Im D	Opt
L 104 mm - CRI 90 - 12 W DC			
WH **77596**		**M** 1173 - On req	**85** (16°-35°)
BB **83947**		**W** 1234 - On req	
L 225 mm - CRI 90 - DALI - 12 W DC			
BB **83977**		**W** 1234 - On req	**85** (16°-35°)

PTP DALI dimming PointTo Point

C.V. IP40 NEW

	Cct	Im S - Im D	Opt
L 114 mm - CRI 90 - 22 W DC			
WH **77597**	HC	**M** 2407 - 1877	**20** (20°)
BB **83948**	HC	**W** 2534 - 1976	**35** (36°)
			60 (62°)
L 225 mm - CRI 90 - DALI - 22 W DC			
BB **83978**	HC	**W** 2534 - 1976	**20** (20°)
			35 (36°)
			60 (62°)

PTP DALI dimming PointTo Point

Components for recessed Ink

Ink system | Wall / ceiling Recessed profile



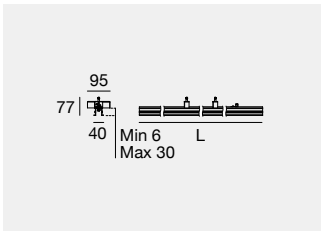

BB	**84012**	1 m
BB	**84013**	2 m
BB	**84014**	3 m

Ink system | Recessed corner



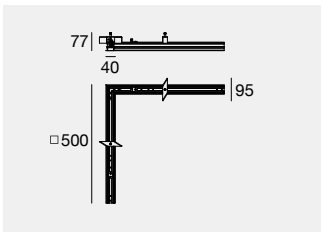

BB	**84015**	



81419 L-shaped fitting included

Ink system | Recessed corner-IN



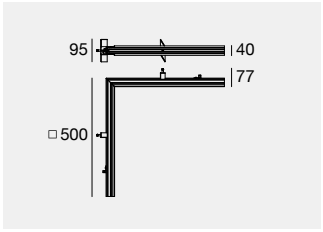

BB	**84073**	

Ink system | Recessed corner-OUT



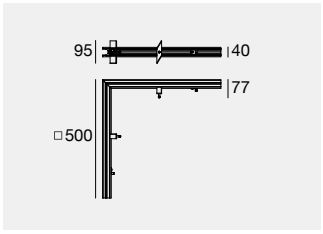

BB	**84074**	

Ink system | Closing plug



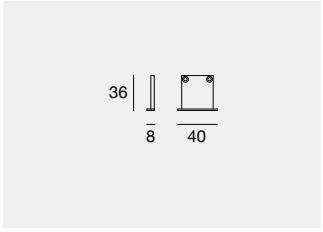

BB	**83153**	2x



81421 Wall / ceiling sealing cap included

Ink system | Cable



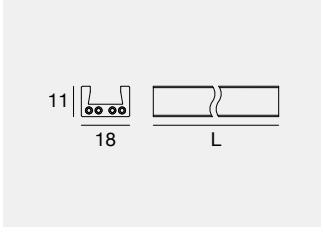

IP20 NEW

WH	**83412**	5+1 m
BB	**81410**	5+1 m
WH	**83413**	10+1 m
BB	**81411**	10+1 m
WH	**83414**	1 m *
BB	**84016**	1 m *

* E.g. **84016** x 13 pieces: cable on spool with total length of 13 metres
Only for surface or recessed mounting (not suspension).

Finishes

WH White
BB Black

Light modules for recessed Ink

Ink system_L UGR | 24 V DC | Recessed anti-glaring linear module



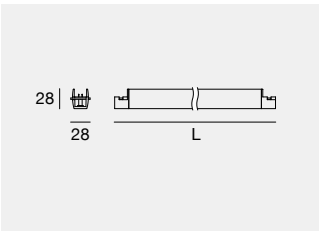

	Cct	lm S - lm D	Opt
L 342 mm - CRI 90 - 7 W DC			
BB **83954**	**W**	641 - 260	**30** (33°x 37° UGR<11)
L 642 mm - CRI 90 - 14 W DC			
BB **83955**	**W**	1282 - 520	
L 502 mm - CRI 90 - DALI - 7 W DC			
BB **83995**	**W**	641 - 260	**30** (34°x 37° UGR<11)
L 802 mm - CRI 90- DALI - 14 W DC			
BB **83996**	**W**	1282 - 520	

Ink system_L | 24 V DC | Recessed linear module



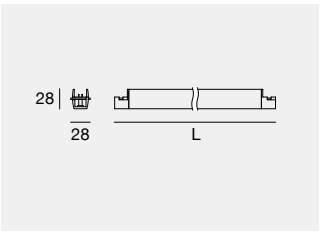

	Cct	lm S - lm D	Opt
L 342 mm - CRI 90 - 11 W DC			
BB **83952**	**W**	1040 - 396	**00** (Diffused)
L 642 mm - CRI 90 - 22 W DC			
BB **83953**	**W**	2081 - 791	
L 502 mm - CRI 90 - DALI - 11 W DC			
BB **83993**	**W**	1040 - 396	**00** (Diffused)
L 802 mm - CRI 90- DALI - 22 W DC			
BB **83994**	**W**	2081 - 791	

Ink system_LP UGR | 24 V DC | Recessed Anti-glaring linear suspension



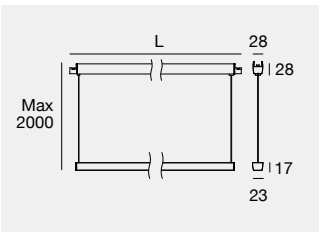

	Cct	lm S - lm D	Opt
L 963 mm - CRI 90 - 9 W DC			
BB **83963**	**W**	781 - 274	**30** (33°x 58° UGR<16)
L 1264 mm - CRI 90 - 12 W DC			
BB **83964**	**W**	1041 - 352	
L 963 mm - CRI 90 - DALI - 9 W DC			
BB **84004**	**W**	781 - 274	**30** (33°x 58° UGR<16)
L 1264 mm - CRI 90 - DALI - 12 W DC			
BB **84005**	**W**	1041 - 352	

Ink system_LP | 24 V DC | Recessed linear suspension



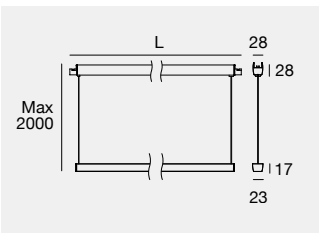

	Cct	lm S - lm D	Opt
L 963 mm - CRI 90 - 22 W DC			
BB **83961**	**W**	2081 - 738	**00** (Diffused)
L 1264 mm - CRI 90 - 29 W DC			
BB **83962**	**W**	2744 - 950	
L 963 mm - CRI 90 - DALI - 22 W DC			
BB **84002**	**W**	2081 - 738	**00** (Diffused)
L 1264 mm - CRI 90 - DALI - 29 W DC			
BB **84003**	**W**	2744 - 950	

Ink system_P | 24 V DC | Recessed suspension



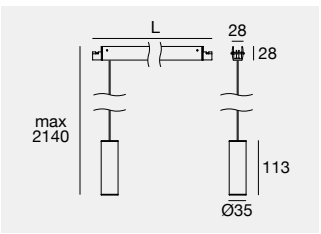

	Cct	lm S - lm D	Opt
L 141 mm - CRI 90 - 6 W DC			
BB **83960** HC	**W**	709 - 468	**45** (47°)
L 262 mm - CRI 90 - DALI - 6 W DC			
BB **84001** HC	**W**	709 - 468	**45** (47°)

Ink system_SP | 24 V DC | Recessed projector



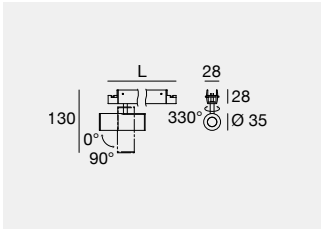

C.V. IP40

	Cct	Im S - Im D	Opt	
L 141 mm - CRI 90 - 6 W DC				
BB **83956**	HC	**W** 709 - 440	**10** (21°) **30** (31°) **45** (42°)	
L 262 mm - CRI 90 - DALI - 6 W DC				
BB **83997**	HC	**W** 709 - 440	**10** (21°) **30** (31°) **45** (42°)	PTP DALI dimming PointTo Point

Ink system_SP | 24 V DC | Recessed projector



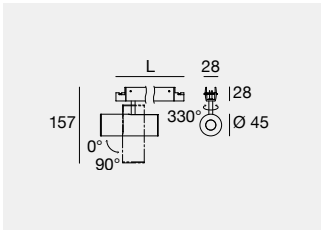

C.V. IP40

	Cct	Im S - Im D	Opt	
L 141 mm - CRI 90 - 10 W DC				
BB **83957**	HC	**W** 1068 - 690	**30** (31°) **45** (42°)	
L 262 mm - CRI 90 - DALI - 10 W DC				
BB **83998**	HC	**W** 1068 - 690	**30** (31°) **45** (42°)	PTP DALI dimming PointTo Point

Ink system_SP Focus | 24 V DC | Recessed projector



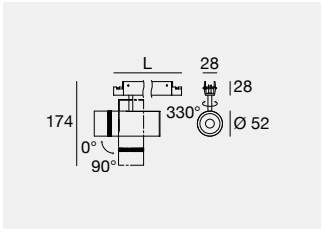

C.V. IP40

	Cct	Im S - Im D	Opt	
L 141 mm - CRI 90 - 12 W DC				
BB **83958**		**W** 1234 - On req	**85** (16°-35°)	
L 262 mm - CRI 90 - DALI - 12 W DC				
BB **83999**		**W** 1234 - On req	**85** (16°-35°)	PTP DALI dimming PointTo Point

Ink system_SP | 24 V DC | Recessed projector



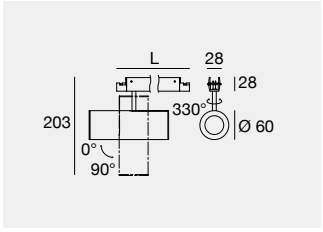

C.V. IP40

	Cct	Im S - Im D	Opt	
L 141 mm - CRI 90 - 22 W DC				
BB **83959**	HC	**W** 2534 - 1976	**20** (20°) **35** (36°) **60** (62°)	
L 262 mm - CRI 90 - DALI - 22 W DC				
BB **84000**	HC	**W** 2534 - 1976	**20** (20°) **35** (36°) **60** (62°)	PTP DALI dimming PointTo Point

Recessed connection modules
The new recessed modules are designed with a new connection system that guarantees stability and safety. Using the included hex wrench, lodging the fixture in the recessed mount becomes extremely simple.





Accessories

Ink system | Template



83186 1100 x 80

Finishes
BB Black

Cct
W 3000

Electronics

Ink system | ON/OFF driver with cover | 220-240 V AC



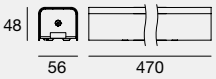

C.V. IP20 NEW

WH	**83415**	120 W	Canopy for wall or ceiling installation
BB	**81413**	120 W	
WH	**83416**	180 W	
BB	**81414**	180 W	

The canopy allows for the possibility to feed Ink from both sides.

Ink system | ON/OFF driver with cover | 220-240 V AC





C.V. IP20 NEW

WH	**83429**	120 W	L 465	Ceiling power supply for overhead installation. * 2m cable included
BB	**83428**	120 W	L 465	
WH	**83431**	180 W	L 510	
BB	**83430**	180 W	L 510	

Ink system | Junction box



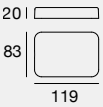

IP20 NEW

WH	**83417**	Junction box
BB	**81424**	

Ink system | Remote ON/OFF driver | 220-240 V AC



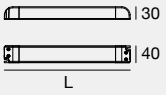

C.V. IP20

WH	**81416**	300 mm	120 W - Output 24 V DC
WH	**81417**	345 mm	180 W - Output 24 V DC

Ink system | Dimmer converter | DALI PUSH | 0/1-10V



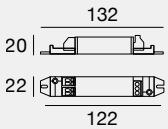

C.V. DALI PUSH DALI 1-10V C.V. IP40

WH	**83041**	120 W Max - Input 24 V DC

To be completed with driver 24 V DC

Ink system | Dimmer converter | DALI PUSH | 0/1-10V



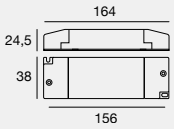

C.V. DALI PUSH DALI 1-10V C.V. IP20

WH	**83042**	288 W Max - Input 24 V DC

To be completed with driver 24 V DC

Ink system | Remote converter | DALI 2 PointToPoint



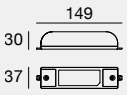

C.V. DALI 2 PTP DALI IP20

WH	**84018**	180 W Max - Input 24 V DC

To be completed with driver 24 V DC



ARCHICOVE

Aluminium body
Polycarbonate diffuser



Archicove | topLED | 24 V DC



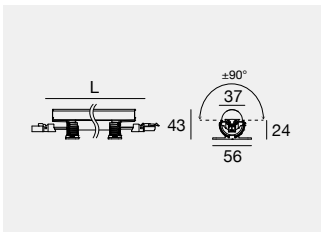

	Cct	lm S - lm D	Opt	
L 342 mm - 9 W DC				
BB **94110**	**M**	979 - 700	**30**	(34°x90°)
	W	1044 - 730	**60**	(60°x112°)
	N	1092 - 761	**00**	(Diffused)
			07	(Asym. Ww)
L 1022 mm - 27 W DC				
BB **94115**	**M**	2925 - 2098	**30**	(34°x90°)
	W	3132 - 2190	**60**	(60°x112°)
	N	3276 - 2283	**00**	(Diffused)
			07	(Asym. Ww)

Electronics: **AL** (pag 332) | Cables and accessories (pag 332)

Archicove On/Off | topLED | 190-240 V AC



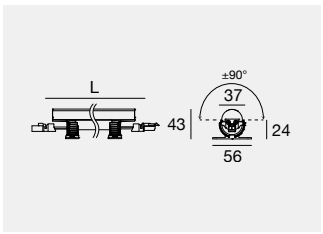

	Cct	lm S - lm D	Opt	
L 342 mm - 9 W DC - 10 W AC				
BB **92023**	**M**	979 - 700	**30**	(34°x90°)
	W	1044 - 730	**60**	(65°x112°)
	N	1092 - 761	**00**	(Diffused)
			07	(Asym. Ww)
L 1022 mm - 27 W DC - 30 W AC				
BB **92025**	**M**	2925 - 2098	**30**	(34°x90°)
	W	3132 - 2190	**60**	(65°x112°)
	N	3276 - 2283	**00**	(Diffused)
			07	(Asym. Ww)

The extensive variety of optics offers a wide choice of solutions. Above all, it allows to redefine the cove lighting concept: not only softly diffused indirect light, but also a tool to be used to enhance the architecture with more or less narrow dimensions.

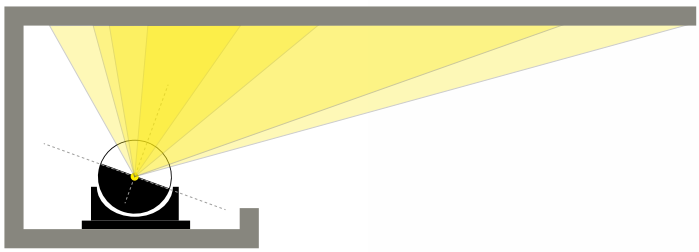



Finishes

BB Black

Cct

M 2700 **N** 4000
W 3000

MAXIMUM VERSATILITY IN EVERY SPACE



Equipment equipped with male and female connectors, conceived for quick installation of a continuous row.

Precise light beam adjustment option by setting the rotation angle of the LED profile.

Electronics and accessories

AL

99374	**99331**	**99332**	**83333**	**C-E400002**
ON/OFF	ON/OFF	0/1-10V	DALI/PUSH	DALI/PUSH
75W	150W	150W	150W	240W
210 x 49 x h 25	158 x 60 x h 35	158 x 60 x h 35	188 x 68 x h 34	188 x 68 x h 34
56	70	70	77	77

Archicove | Steel support plate



IS **98699** L 342 mm
IS **98781** L 1022 mm

suitable for: Archicove / Archicove On/Off

Cables



BB **98879** Supply 24V

suitable for: Archicove



BB **98713** Supply 190~250V

suitable for: Archicove On/Off



BB **98878** Extension 24V

suitable for: Archicove



BB **98716** Extension 190~250V

suitable for: Archicove On/Off



LA ROTONDA Coffee Shop/Pizzeria
Magliano di Tenna - Fermo (Italy)

Project: Nazzareno Senzacqua

Lighting Designer:
Lighting (Matteo Ercoli + Simona Braconi)

Photography:
Giuseppe Saluzzi

FYLO+

Aluminium profile
Quartz powder resin and mixed construction site material

PATENTED

reddot award
winner

Installation process Fylo+
Once installed, the profiles are concealed fully camouflaging with the surrounding architecture; the integrated light concept allows to customise the spaces with unique and precious light details.



Pre-treated aluminum profile.

Quartz powder resin.

Mixed building material resin applied with several coats granting a homogeneous and thick surface, ready to be sanded and serving as a support for the final coat of paint.

Final paint. Application of primer as if it was on plasterboard.

Continuous line
The new ROLL DIFFUSER was designed to create continuous light lines. Once coupled at the ends, the special polycarbonate reel unwinds following the profile along its entire length: this solution allows avoiding complex installation operations, replaced by a single, simple assembly operations with drastically reduced times. With the equipment lit, the diffuser screens and harmonises the light emitted by the source, reducing glaring drastically even when observed directly.



Quick installation
The profiles are snap-coupled on a dedicated bracket. Special plastic elements were introduced into the rear of the profiles, in the linear guides where they slide. Fixing is not bound to a pre-established point and so it can be installed as the installation technician wishes.

Fylo+ Surface

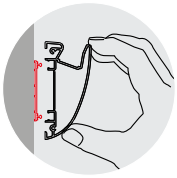

Bring the profile closer to the bracket

Push the product firmly against the bracke

Fylo+ Recessed

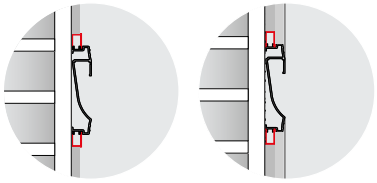

Fylo+ Recessed is provided for cardboard wall-mounted installation. For installation on existing walls is sufficient to remove the lateral flaps included in the profile.

Fylo+ Aluminium

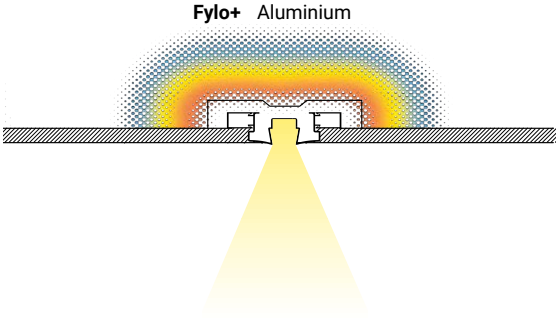

More light, more efficiency
The choice of aluminium, lightened due to the specific design developed for the profiles section, allows to exploit the surface of the module as a diffuser enhancing the light performance available for the range of products.

Fylo_Direct



65180 - 65181

Fylo_Recessed



65006 - 65007



65003 - 65004



65027 - 65028



65009 - 65010



65012 - 65013

Fylo_Surface



65015 - 65016



65018 - 65019



65021 - 65022



65024 - 65025

Fylo+ Direct_1 | Reel diffuser | Recessed linear light



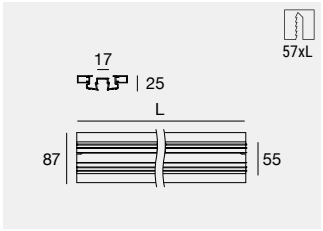

		L mm
WH	**65180**	1000
WH	**65181**	2000

Accessories: (pag 337) | Light source and power supply: (pag 337)

65184 Opaline diffuser L roller 5 m
65183 Opaline diffuser L roller 10 m
65182 Opaline diffuser L roller 20 m
62900 Outer casing for dropped ceiling

Fylo+ Recessed_1 | Recessed linear light body



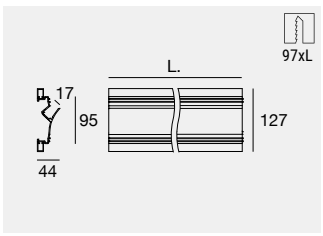

		L mm
WH	**65027**	1000
WH	**65028**	2000

Accessories: (pag 337) | Light source and power supply: (pag 337)

65054 Opaline diffuser 1pcs L 1 m
65055 Opaline diffuser 5pcs L 1 m
62900 Outer casing for dropped ceiling

Fylo+ Recessed_2 | Recessed linear light body



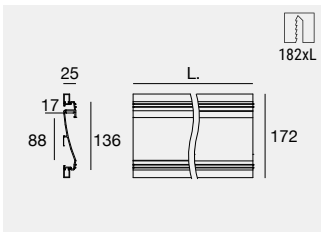

		L mm
WH	**65006**	1000
WH	**65007**	2000

Accessories: (pag 337) | Light source and power supply: (pag 337)

65054 Opaline diffuser 1pcs L 1 m
65055 Opaline diffuser 5pcs L 1 m
62900 Outer casing for dropped ceiling

Fylo+ Recessed_3 | Recessed linear light body



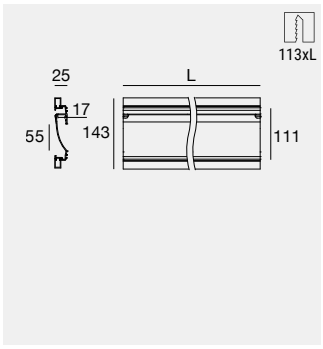

		L mm
WH	**65003**	1000
WH	**65004**	2000

Accessories: (pag 337) | Light source and power supply: (pag 337)

65054 Opaline diffuser 1pcs L 1 m
65055 Opaline diffuser 5pcs L 1 m
62900 Outer casing for dropped ceiling

Fylo+ Recessed_4 | Recessed linear light body



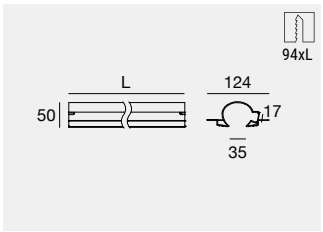

		L mm
WH	**65009**	1000
WH	**65010**	2000

Accessories: (pag 337) | Light source and power supply: (pag 337)

65054 Opaline diffuser 1pcs L 1 m
65055 Opaline diffuser 5pcs L 1 m
62900 Outer casing for dropped ceiling

Fylo+ Recessed_5 | Recessed linear light body



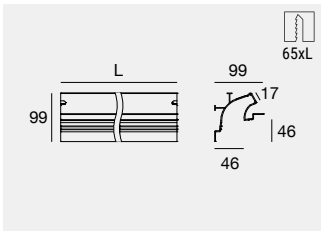

		L mm
WH	**65012**	1000
WH	**65013**	2000

Accessories: (pag 337) | Light source and power supply: (pag 337)

65054 Opaline diffuser 1pcs L 1 m
65055 Opaline diffuser 5pcs L 1 m
62900 Outer casing for dropped ceiling

Fylo+ Surface_1 | Surface light body



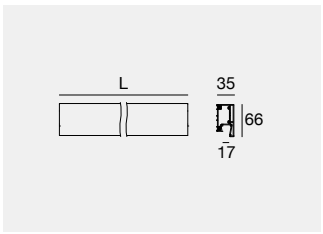

	L mm
WH **65015**	1000
WH **65016**	2000

Accessories: (pag 337) | Light source and power supply: (pag 337)

65054 Opaline diffuser 1pcs L 1 m
65055 Opaline diffuser 5pcs L 1 m
62900 Outer casing for dropped ceiling
65008 Sealing caps 2 pcs

Fylo+ Surface_2 | Surface light body



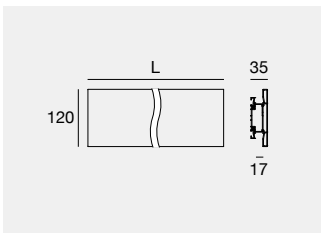

	L mm
WH **65018**	1000
WH **65019**	2000

Accessories: (pag 337) | Light source and power supply: (pag 337)

65054 Opaline diffuser 1pcs L 1 m
65055 Opaline diffuser 5pcs L 1 m
62900 Outer casing for dropped ceiling
65011 Sealing caps 2 pcs

Fylo+ Surface_3 | Surface light body



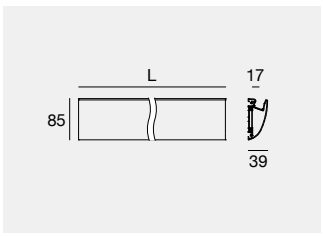

	L mm
WH **65021**	1000
WH **65022**	2000

Accessories: (pag 337) | Light source and power supply: (pag 337)

65054 Opaline diffuser 1pcs L 1 m
65055 Opaline diffuser 5pcs L 1 m
62900 Outer casing for dropped ceiling
65014 Sealing caps 2 pcs

Fylo+ Surface_4 | Angular light body



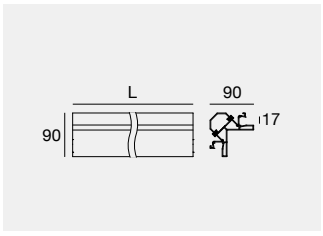

	L mm
WH **65024**	1000
WH **65025**	2000

Accessories: (pag 337) | Light source and power supply: (pag 337)

65054 Opaline diffuser 1pcs L 1 m
65055 Opaline diffuser 5pcs L 1 m
62900 Outer casing for dropped ceiling
65097 Sealing caps 2 pcs

Accessories

Fylo+ | Light units - LED Strip



Ribbon Pro pag. 396
Ribbon Plus pag. 397
Ribbon pag. 401

Fylo+ | Opaline diffuser



OP **65184** 5 m
OP **65183** 10 m
OP **65182** 20 m
suitable for: Direct_1

Fylo+ | Outer casing

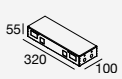

62900
suitable for: Direct_1 - Recessed_1 - Recessed_2
Recessed_3 - Recessed_4 - Recessed_5
Surface_1 - Surface_2 - Surface_3 - Surface_4

Fylo+ | Opaline diffuser

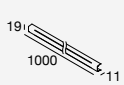

OP **65054** 1 m
OP **65055** 1 m x 5pz
suitable for: Recessed_1 - Recessed_2 - Recessed_3
Recessed_4 - Recessed_5 - Surface_1 - Surface_2
Surface_3 - Surface_4

Fylo+ | Sealing caps

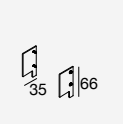

WH **65008** 2 x
suitable for:
Surface_1

Fylo+ | Sealing caps

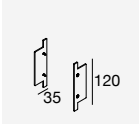

WH **65011** 2 x
suitable for:
Surface_2

Fylo+ | Sealing caps

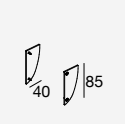

WH **65014** 2 x
suitable for:
Surface_3

Fylo+ | Sealing caps

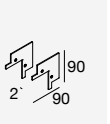

WH **65097** 2 x
suitable for:
Surface_4

Finishes

WH White
OP Opaline



STEP LIGHTS

SOFITEL BARCELONA SKIPPER
Barcelona (Spain)

Lighting Designer:
Fantastico Lighting Partners

Photography:
Jordi Anguera



Step lights range index

Step

Step



343

Envelope

Envelope_1



345

Envelope_2



345

Envelope_4



345

Petit

Petit_R



347

Petit_Q



347

Quara

Quara_R



351

Quara_Q



351

Vissa

Vissa_R



355

Vissa_Q



355

Ilamt

Ilamt



357

Ilamt66



357

STEP

Aluminium body.



Step | powerLED | 350 mA | 1 W DC



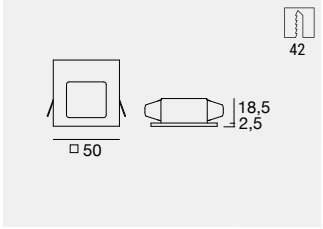

	Fin	Cct	lm S - lm D	Opt
CRI 90 - Efficiency				
C00226	**WH**	**M**	124 - 59	**WW** (Asym. Ww)
	BB	**W**	132 - 63	
	CH	**N**	147 - 68	
	NK			
	BS			

Electronics: **A1** (pag 343) | Accessories: (pag 343)



Accessories

Step | Template

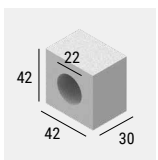

99850

Electronics

A1

89144	**89145**	**99375**	**C-E100010**	**C-E100011**
ON/OFF	ON/OFF	ON/OFF	0/1-10V	DALI/PUSH
1 - 2 art.	3 - 6 art.	6 - 12 art.	3 - 4 art.	1 - 4 art.
138 x 22 x h 21	138 x 22 x h 21	138 x 22 x h 21	124 x 22 x h 22	124 x 22 x h 22
29	29	29	31	31

Finishes

White, Chrome, Brass
Black, Nickel

Cct

M 2700 **N** 4000
W 3000

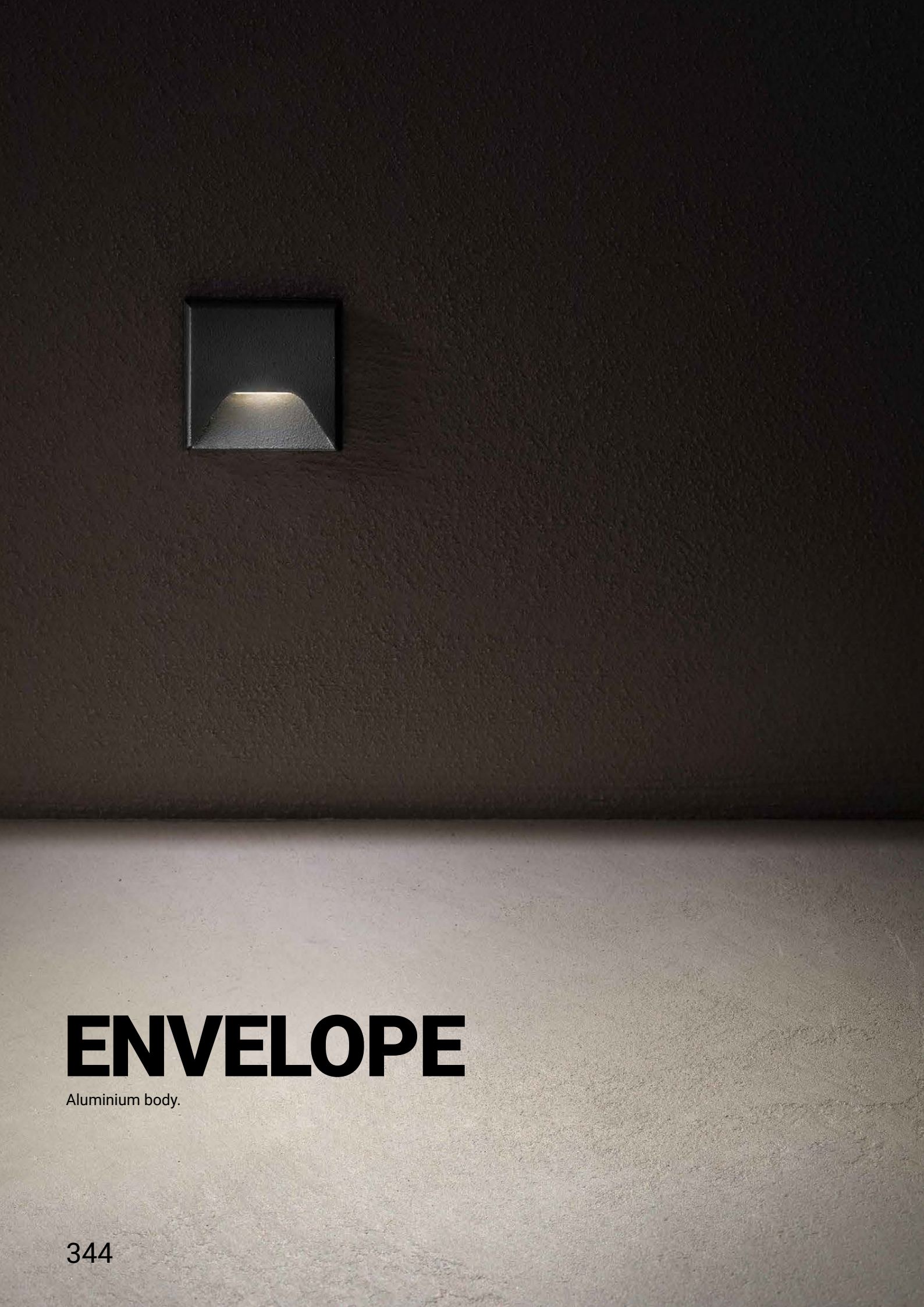

ENVELOPE

Aluminium body.

Envelope_1 | powerLED | 350 mA | 1 W DC



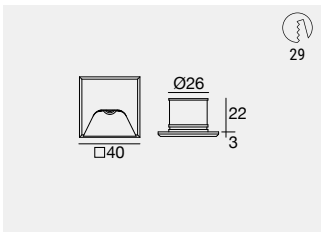

C.C. IP66

	Fin	Cct	lm S - lm D	Opt
CRI 90 - Efficiency				
C00227	**WH**	**M**	124 - 25	**WW** (Asym. Ww)
	GG	**W**	132 - 26	
	DB	**N**	147 - 29	

Electronics: **A1** (pag 345) | Accessories: (pag 345)

Envelope_2 | powerLED | 350 mA | 1 W DC



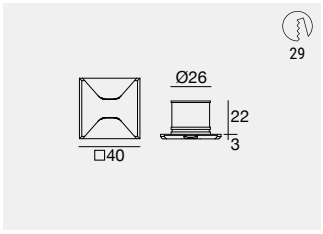

C.C. IP20

	Fin	Cct	lm S - lm D	Opt
CRI 90 - Efficiency				
C00228	**WH**	**M**	124 - 20	**RB** (Radial Bi-direc.)
	GG	**W**	132 - 21	
	DB	**N**	147 - 23	

Electronics: **A1** (pag 345) | Accessories: (pag 345)

Envelope_4 | powerLED | 350 mA | 1 W DC



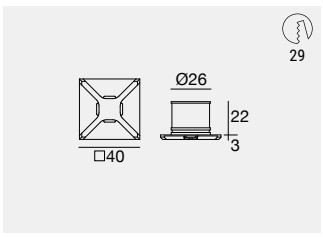

C.C. IP20

	Fin	Cct	lm S - lm D	Opt
CRI 90 - Efficiency				
C00229	**WH**	**M**	124 - 30	**RM** (Radial Multi direc.)
	GG	**W**	132 - 33	
	DB	**N**	147 - 36	

Electronics: **A1** (pag 345) | Accessories: (pag 345)

Recessed casing

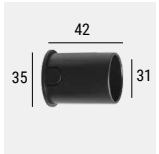

PVC **84336** Recessed casing

suitable for: Envelope_1 - Envelope_2 - Envelope_4

Electronics

A1

89144	**89145**	**99375**	**C-E100010**	**C-E100011**
ON/OFF	ON/OFF	ON/OFF	0/1-10V	DALI/PUSH
1 - 2 art.	3 - 6 art.	6 - 12 art.	3 - 4 art.	1 - 4 art.
138 x 22 x h 21	138 x 22 x h 21	138 x 22 x h 21	124 x 22 x h 22	124 x 22 x h 22
29	29	29	31	31

Finishes

White
Grey
Dark Brown

Cct

M 2700
W 3000
N 4000

PETIT

Brass or aluminium body.



Petit_R | powerLED | 350 mA | 1 W DC



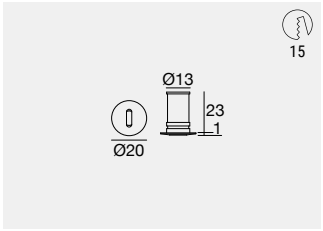

C.C. IP20

	Fin	Cct	lm S - lm D	Opt
CRI 90 - Efficiency				
C00230	**WH**	**M**	124 - On req	**US** (6°)
	NK	**W**	132 - On req	
		N	147 - On req	

Electronics: **A1** (pag 349) | Accessories: (pag 349)

Petit_Q | powerLED | 350 mA | 1 W DC



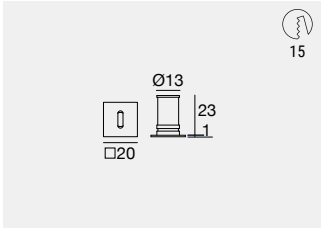

C.C. IP20

	Fin	Cct	lm S - lm D	Opt
CRI 90 - Efficiency				
C00231	**WH**	**M**	124 - On req	**US** (6°)
	NK	**W**	132 - On req	
		N	147 - On req	

Electronics: **A1** (pag 349) | Accessories: (pag 349)

Petit_R | powerLED | 350 mA | 1 W DC



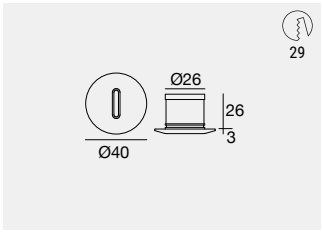

C.C. IP44

	Fin	Cct	lm S - lm D	Opt
CRI 90 - Efficiency				
C00232	**WH**	**M**	124 - On req	**US** (6°)
	NK	**W**	132 - On req	
		N	147 - On req	

Electronics: **A1** (pag 349) | Accessories: (pag 349)

Petit_Q | powerLED | 350 mA | 1 W DC



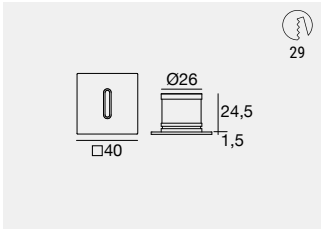

C.C. IP44

	Fin	Cct	lm S - lm D	Opt
CRI 90 - Efficiency				
C00233	**WH**	**M**	124 - On req	**US** (6°)
	NK	**W**	132 - On req	
		N	147 - On req	

Electronics: **A1** (pag 349) | Accessories: (pag 349)



Finishes

White
Nickel

Cct

M 2700 **N** 4000
W 3000



Petit_R | powerLED | 630 mA | 2 W DC



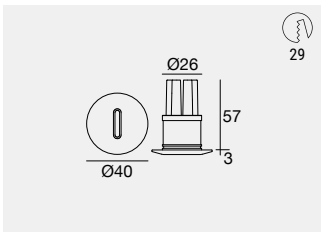

	Fin	Cct	lm S - lm D	Opt
CRI 90 - Efficiency				
C00234	**WH**	**M**	199 - On req	**US** (6°)
	NK	**W**	212 - On req	
		N	237 - On req	

Electronics: **C1** (pag 349) | Accessories: (pag 349)

Petit_Q | powerLED | 630 mA | 2 W DC



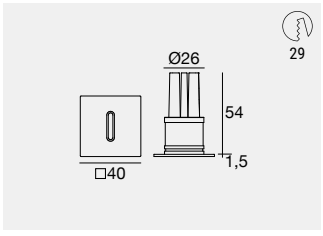

	Fin	Cct	lm S - lm D	Opt
CRI 90 - Efficiency				
C00235	**WH**	**M**	199 - On req	**US** (6°)
	NK	**W**	212 - On req	
		N	237 - On req	

Electronics: **C1** (pag 349) | Accessories: (pag 349)

Electronics

C1

89147	**99376**	**99105**	**99710**	**99713**	**+ driver 24V DC**	
ON/OFF 1 - 2 art. 138 x 22 x h 21 29	ON/OFF 3 - 6 art. 138 x 22 x h 21 29	ON/OFF 6 - 12 art. 103 x 58 x h 27 64	24V DC converter 0/1-10V 1 - 6 art. 138 x 22 x h 20 29	24V DC converter DALI 1 - 6 art. 138 x 22 x h 20 29	**99374** 75W 56	**99331** 150W 70

Recessed casing

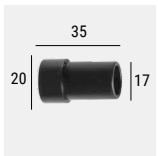

PVC **84335** Recessed casing

suitable for: R 1W 20 mm - Q 1W 20 mm

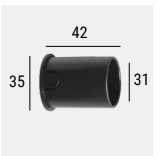

PVC **84336** Recessed casing

suitable for: R 1W 40 mm - Q 1W 40 mm

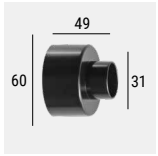

PVC **84915** Recessed casing

suitable for: R 1W 40 mm - Q 1W 40 mm



PVC **84901** Recessed casing

suitable for: R 2W 40 mm - Q 2W 40 mm



QUARA

Aluminium or steel body.

Quara_R | powerLED | 630 mA | 2 W DC



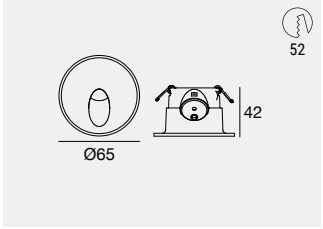

	Fin	Cct	lm S - lm D	Opt
CRI 90 - Efficiency				
C00238	**NK**	**M**	199 - 73	**WW** (Asym. Ww)
		W	212 - 78	
		N	237 - 87	

Electronics: **C1** (pag 352) | Accessories: (pag 352)

	Fin	Cct	lm S - lm D	Opt
CRI 90 - Efficiency				
C00240	**NK**	**M**	199 - 69	**WW** (Asym. Ww)
		W	212 - 73	
		N	237 - 82	

Quara_Q | powerLED | 630 mA | 2 W DC



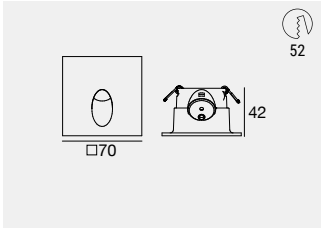

	Fin	Cct	lm S - lm D	Opt
CRI 90 - Efficiency				
C00239	**NK**	**M**	199 - 73	**WW** (Asym. Ww)
		W	212 - 78	
		N	237 - 87	

Electronics: **C1** (pag 352) | Accessories: (pag 352)

	Fin	Cct	lm S - lm D	Opt
CRI 90 - Efficiency				
C00241	**NK**	**M**	199 - 69	**WW** (Asym. Ww)
		W	212 - 73	
		N	237 - 82	



Finishes

Nickel

Cct

M 2700 **N** 4000
W 3000

Quara_R | powerLED | 350 mA | 1 W DC



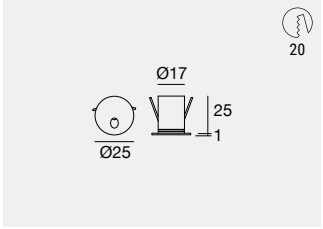

	Fin	Cct	lm S - lm D	Opt
CRI 90 - Efficiency				
C00236	**WH**	**M**	124 - 10	**WW** (Asym. Ww)
	GG	**W**	132 - 11	
	DB	**N**	147 - 12	
	IS			

Electronics: **A1** (pag 352) | Accessories: (pag 352)

Quara_Q | powerLED | 350 mA | 1 W DC



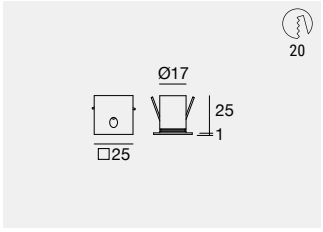

	Fin	Cct	lm S - lm D	Opt
CRI 90 - Efficiency				
C00237	**WH**	**M**	124 - 10	**WW** (Asym. Ww)
	GG	**W**	132 - 11	
	DB	**N**	147 - 12	
	IS			

Electronics: **A1** (pag 352) | Accessories: (pag 352)

Electronics

A1

89144	89145	99375	C-E100010	C-E100011
ON/OFF	ON/OFF	ON/OFF	0/1-10V	DALI/PUSH
1 - 2 art.	3 - 6 art.	6 - 12 art.	3 - 4 art.	1 - 4 art.
138 x 22 x h 21	138 x 22 x h 21	138 x 22 x h 21	124 x 22 x h 22	124 x 22 x h 22
29	29	29	31	31

C1

89147	99376	99105	99710	99713	+ driver 24V DC	
ON/OFF	ON/OFF	ON/OFF	24V DC converter	24V DC converter	99374	99331
1 - 2 art.	3 - 6 art.	6 - 12 art.	0/1-10V 1 - 6 art.	DALI 1 - 6 art.	75W	150W
138 x 22 x h 21	138 x 22 x h 21	103 x 58 x h 27	138 x 22 x h 20	138 x 22 x h 20		
29	29	64	29	29	56	70

Recessed casing

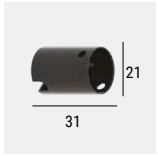

PVC **98950** Recessed casing

suitable for: R 1W 25 mm - Q 1W 25 mm

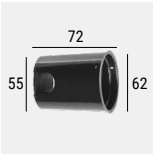

PVC **84338** Recessed casing

suitable for: R 2W 65 mm - Q 2W 70 mm





VISSA

Brass body.

Vissa_R | powerLED | 220 mA | 0,7 W DC



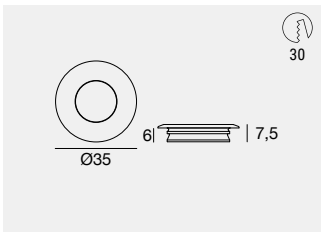

	Fin	Cct	lm S - lm D	Opt
CRI 90 - Efficiency				
C00477	**CH**	**M**	88 - 44	**XF** (91°)
	NK	**W**	92 - 46	
		N	98 - 49	

Electronics: **A2** (pag 355) | Accessories: (pag 355)

Vissa_Q | powerLED | 220 mA | 0,7 W DC



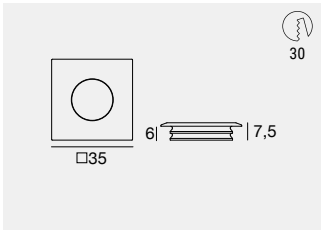

	Fin	Cct	lm S - lm D	Opt
CRI 90 - Efficiency				
C00478	**CH**	**M**	88 - 44	**XF** (91°)
	NK	**W**	92 - 46	
		N	98 - 49	

Electronics: **A2** (pag 355) | Accessories: (pag 355)

Recessed casing - Accessories - Electronics



PVC **84995** Recessed casing



84952 Washer for installation on moquette

A2

99307	**83007**	**99198**	**99361**	**83322**
ON/OFF	ON/OFF	ON/OFF	0/1-10V	DALI/PUSH
1 - 2 art.	3 - 6 art.	6 - 12 art.	4 - 12 art.	4 - 12 art.
138 x 22 x h 21	138 x 22 x h 21	149 x 37 x h 30	150 x 43 x h 29	149 x 37 x h 31
29	29	48	56	48

Finishes

White
Nickel
Chrome

Cct

M 2700 **N** 4000
W 3000



ILAMT

Brass body.

Ilamt | powerLED | 350 mA | 1 W DC



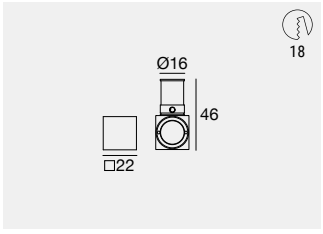

	Fin	Cct	Im S - Im D	Opt
CRI 90 - Efficiency				
C00244	**WH**	**M**	124 - On req	**SP** (21°)
	NK	**W**	132 - On req	**FL** (27°)
		N	147 - On req	**WF** (61°)

Electronics: **A1** (pag 357) | Accessories: (pag 357)

Ilamt | powerLED | 630 mA | 2 W DC



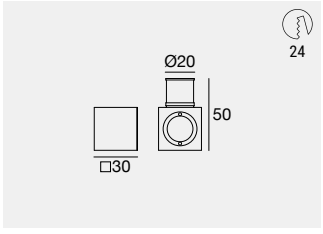

	Fin	Cct	Im S - Im D	Opt
CRI 90 - Efficiency				
C00245	**WH**	**M**	199 - On req	**FL** (23°)
	NK	**W**	212 - On req	**MW** (44°)
		N	237 - On req	**WF** (62°)

Electronics: **C1** (pag 357) | Accessories: (pag 357)

Ilamt66 | powerLED | 630 mA | 2 W DC



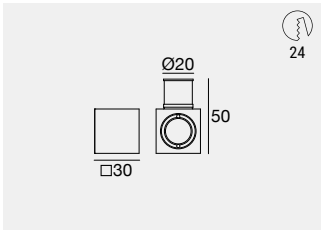

	Fin	Cct	Im S - Im D	Opt
CRI 90 - Efficiency				
C00246	**WH**	**M**	199 - On req	**NS** (9°)
	NK	**W**	212 - On req	**ML** (34°)
		N	237 - On req	**MW** (44°)
				WF (72°)

Electronics: **C1** (pag 357) | Accessories: (pag 357)

Recessed casing - Electronics



PVC 84337 Recessed casing

suitable for: Ilamt 1W 22 mm

A1

89144	89145	99375	C-E100010	C-E100011
ON/OFF	ON/OFF	ON/OFF	0/1-10V	DALI/PUSH
1 - 2 art.	3 - 6 art.	6 - 12 art.	3 - 4 art.	1 - 4 art.
138 x 22 x h 21	138 x 22 x h 21	138 x 22 x h 21	124 x 22 x h 22	124 x 22 x h 22
29	29	29	31	31

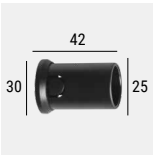

PVC 84349 Recessed casing

suitable for: Ilamt 2W - Ilamt66 2W 30 mm

C1

89147	99376	99105	99710	99713	+ driver 24V DC	
ON/OFF	ON/OFF	ON/OFF	24V DC converter	24V DC converter	99374	99331
1 - 2 art.	3 - 6 art.	6 - 12 art.	0/1-10V 1 - 6 art.	DALI 1 - 6 art.	75W	150W
138 x 22 x h 21	138 x 22 x h 21	103 x 58 x h 27	138 x 22 x h 20	138 x 22 x h 20		
29	29	64	29	29	56	70

Finishes

White
Nickel

Cct

M 2700 **N** 4000
W 3000

Step lights



MICRO SPOT LIGHTS

THE RIVER
New York City, USA

Project: Bentel & Bentel

Photography: Arcphoto



Micro Spotlights range index

Bibok

Bibok



363

Aspho

Aspho_R



365

Aspho_Q



367

Nitum

Nitum_R



368

Nitum_Q



369

Picrol

Picrol



371

Ghilea

Ghilea



373

Crystals

Beriel



375

Elin



376

Ture



377

Gude



378

Eyelet

Eyelet_R



381

Eyelet_Q



381

Eyelet_R



381

Eyelet_Q



381

BIBOK

Brass body.



Bibok | 5mmLED | 24 V DC | 0,5 W DC



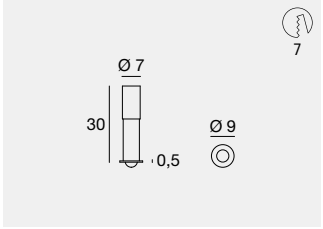

C.V. IP44

	Cct	Im S - Im D	Opt
WH **91366**	**W**	42 - On req	**30** (45°)
CH **85335**	**C**	58 - On req	

Electronics: **AV** (pag 363) | Recessed casing: (pag 363)

Bibok | powerLED | 350 mA | 1 W DC



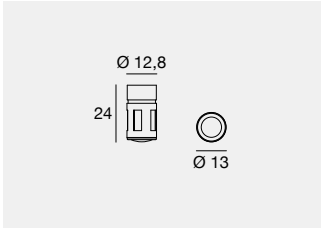

C.C. IP44

	Fin	Cct	Im S - Im D	Opt
CRI 90				
C00259	**WH**	**W**	132 - On req	**MW** (45°)
	CH	**N**	147 - On req	**WF** (53°)

Electronics: **A1** (pag 363) | Recessed casing: (pag 363)

Bibok | powerLED | 500 mA | 1,5 W DC



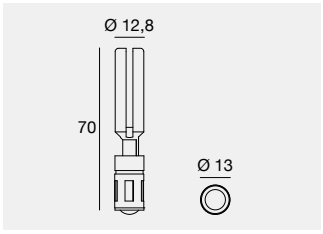

C.C. IP44

	Fin	Cct	Im S - Im D	Opt
CRI 90				
C00261	**WH**	**W**	181 - On req	**MW** (45°)
	CH	**N**	203 - On req	

Electronics: **B1** (pag 363) | Recessed casing: (pag 363)

Recessed casings

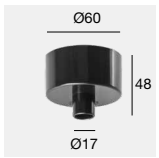

PVC **84916** Recessed casings

suitable for: Bibok 1W

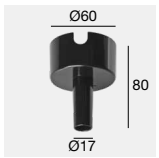

PVC **84917** Recessed casings

suitable for: Bibok 1,5W

Electronics

A1

89144	89145	99375	C-E100010	C-E100011
ON/OFF	ON/OFF	ON/OFF	0/1-10V	DALI/PUSH
1 - 2 art.	3 - 6 art.	6 - 12 art.	3 - 4 art.	1 - 4 art.
138 x 22 x h 21	138 x 22 x h 21	138 x 22 x h 21	124 x 22 x h 22	124 x 22 x h 22
29	29	29	31	31

B1

99195	89146	99377	C-E100004	C-E100005
ON/OFF	ON/OFF	ON/OFF	0/1-10V	DALI/PUSH
1 - 2 art.	2 - 3 art.	3 - 6 art.	3 - 4 art.	2 - 4 art.
138 x 22 x h 21	138 x 22 x h 21	138 x 22 x h 21	124 x 22 x h 22	124 x 22 x h 22
29	29	64	31	31

AV

89408	99374	99332	83333	99722
ON/OFF	ON/OFF	0/1-10V	DALI/PUSH	DALI
1 - 10 art.	1 - 135 art.	1 - 270 art.	1 - 270 art.	1 - 220 art.
138 x 22 x h 20	210 x 49 x h 25	158 x 60 x h 35	188 x 68 x h 34	191 x 63 x h 38
29	56	70	77	73

Finishes

WH White
CH Chrome

Cct

W 3000 **C** 5000
N 4000

ASPHO

Brass or steel body.



Aspho_R | 5mmLED | 24 V DC | 0,5 W DC



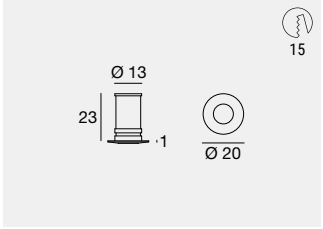

C.V. IP44

	Cct	Im S - Im D	Opt
WH **88417**	**W**	45 - On req	**30** (45°)
CH **85001**	**C**	58 - On req	
NK **85002**			

Electronics: **AV** (pag 365) | Recessed casing: (pag 365)

Aspho_R | 5mmLED | 24 V DC | 1,5 W DC



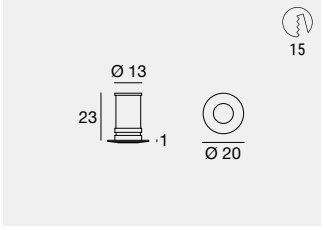

C.V. IP44

	Cct	Opt
WH **91352**	**Z** RGB	**30** (45°)
CH **86707**		
NK **86708**		

Electronics: **AM6** (pag 367) | Recessed casing: (pag 367)

Aspho_R | powerLED | 350 mA | 1 W DC



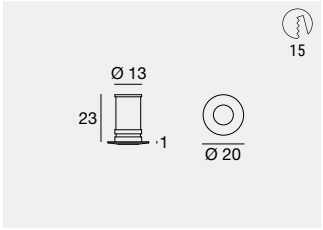

C.C. IP44

	Fin	Cct	Im S - Im D	Opt
CRI 90				
C00263	**WH**	**M**	124 - On req	**MW** (44°)
	CH	**W**	132 - On req	**WF** (52°)
	NK	**N**	147 - On req	
	BS			

Electronics: **A1** (pag 365) | Recessed casing: (pag 365)

Aspho_R | powerLED | 500 mA | 1,5 W DC



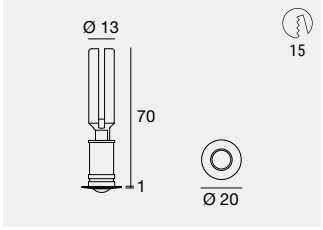

C.C. IP44

	Fin	Cct	Im S - Im D	Opt
CRI 90				
C00264	**WH**	**M**	170 - On req	**MW** (44°)
	CH	**W**	181 - On req	**WF** (52°)
	NK	**N**	203 - On req	

Electronics: **B1** (pag 365) | Recessed casing: (pag 365)

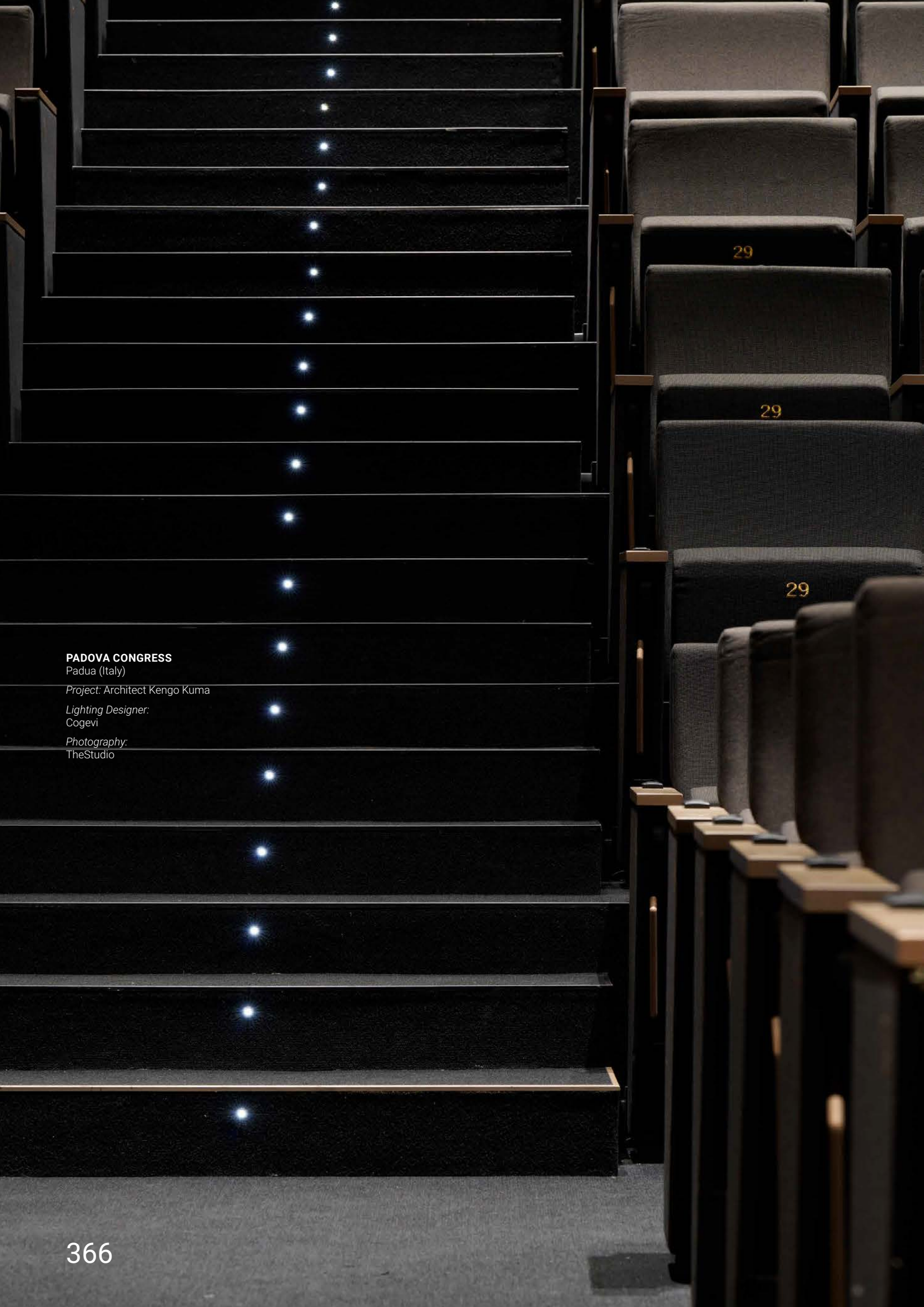

PADOVA CONGRESS
Padua (Italy)

Project: Architect Kengo Kuma

Lighting Designer:
Cogevi

Photography:
TheStudio

Aspho_Q | 5mmLED | 24 V DC | 0,5 W DC



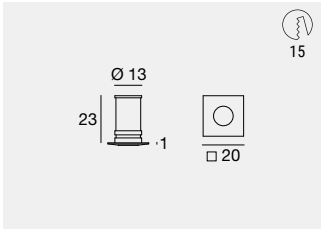

	Cct	Im S - Im D	Opt
WH 91339	W	45 - On req	30 (45°)
CH 85004	C	58 - On req	
NK 85005			

Electronics: **AV** (pag 367) | Recessed casing: (pag 367)

Aspho_Q | powerLED | 350 mA | 1 W DC



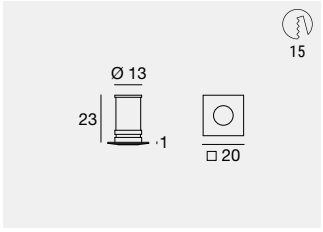

	Fin	Cct	Im S - Im D	Opt
CRI 90				
C00267	WH	M	124 - On req	MW (44°)
	CH	W	132 - On req	WF (52°)
	NK	N	147 - On req	

Electronics: **A1** (pag 367) | Recessed casing: (pag 367)

Aspho_Q | powerLED | 500 mA | 1,5 W DC



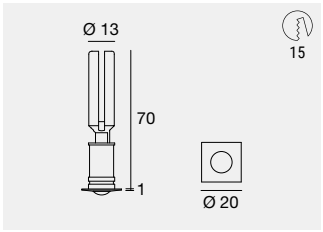

	Fin	Cct	Im S - Im D	Opt
CRI 90				
C00268	WH	M	170 - On req	MW (45°)
	CH	W	180 - On req	WF (44°)
	NK	N	203 - On req	

Electronics: **B1** (pag 367) | Recessed casing: (pag 367)

Recessed casings



PVC 84916 Recessed casings

suitable for: Aspho_R 0,5W / Aspho_R 1W / Aspho_R 1,5W(RGB) / Aspho_Q 0,5W / Aspho_Q 1W



PVC 84335 Recessed casings

suitable for: Aspho_R 0,5W / Aspho_R 1W Aspho_Q 0,5W / Aspho_Q 1W



PVC 84917 Recessed casings

suitable for: Aspho_R 1,5W / Aspho_Q 1,5W

Electronics

A1

89144	89145	99375	C-E100010	C-E100011
ON/OFF	ON/OFF	ON/OFF	0/1-10V	DALI/PUSH
1 - 2 art.	3 - 6 art.	6 - 12 art.	3 - 4 art.	1 - 4 art.
138 x 22 x h 21	138 x 22 x h 21	138 x 22 x h 21	124 x 22 x h 22	124 x 22 x h 22
29	29	29	31	31

AV

89408	99374	99332	83333	99722
ON/OFF	ON/OFF	0/1-10V	DALI/PUSH	DALI
1 - 10 art.	1 - 135 art.	1 - 270 art.	1 - 270 art.	1 - 220 art.
138 x 22 x h 20	210 x 49 x h 25	158 x 60 x h 35	188 x 68 x h 34	191 x 63 x h 38
29	56	70	77	73

AM6

C-E700002+C-W600001	99331	C-E700005	DMX	99331
Dimmer RF	CV 24V	Dimmer DMX	Controllers	CV 24V
1 - 140 art.	150 W	1 - 140 art.		150 W
52 x 52 x h 26	158 x 60 x h 35		Pag. 963	158 x 60 x h 35
53	70			70

B1

99195	89146	99377	C-E100004	C-E100005
ON/OFF	ON/OFF	ON/OFF	0/1-10V	DALI/PUSH
1 - 2 art.	2 - 3 art.	3 - 6 art.	3 - 4 art.	2 - 4 art.
138 x 22 x h 21	138 x 22 x h 21	138 x 22 x h 21	124 x 22 x h 22	124 x 22 x h 22
29	29	64	31	31

Finishes

WH White
CH Chrome
NK Nickel

Cct

M 2700
W 3000
N 4000
C 5000

NITUM

Brass or steel body.





Nitum_R | powerLED | 350 mA | 1 W DC



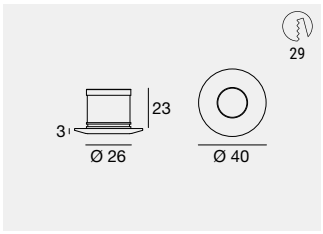

C.C. IP44

	Fin	Cct	lm S - lm D	Opt
CRI 90				
C00269	**WH**	**M**	124 - On req	**ML** (34°)
	CH	**W**	132 - On req	**MW** (44°)
	NK	**N**	147 - On req	**WF** (72°)
	IS			**XF** (113°)

Electronics: **A1** (pag 369) | Recessed casing: (pag 369)

Nitum_R | powerLED | 630 mA | 2 W DC



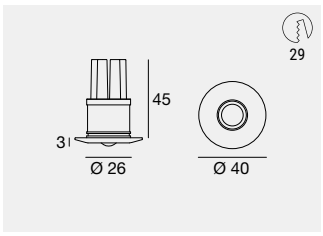

C.C. IP44

	Fin	Cct	lm S - lm D	Opt
CRI 90				
C00273	**WH**	**M**	199 - On req	**ML** (34°)
	CH	**W**	212 - On req	**MW** (44°)
	NK	**N**	237 - On req	**WF** (72°)
	IS			**XF** (113°)

Electronics: **C1** (pag 369) | Recessed casing: (pag 369)

Nitum_R | powerLED | 220 mA | 2,1 W DC



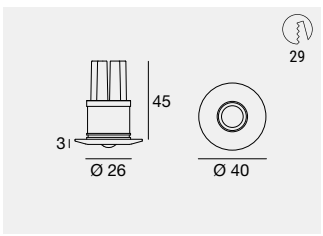

C.C. IP44

	Cct	Opt
WH **88568**	**Z** RGB	**15** (21°)
CH **86612**		**30** (27°)
NK **86613**		**60** (50°)
IS **86674**		**00** (Diffused)

Electronics: **CC** (pag 369) | Recessed casing: (pag 369) | Cables: (pag 970)



For Nitum_R RGB

Finishes

WH White
CH Chrome
NK Nickel
IS Steel

Cct

M 2700 **N** 4000
W 3000 **Z** RGB

Nitum_Q | powerLED | 350 mA | 1 W DC



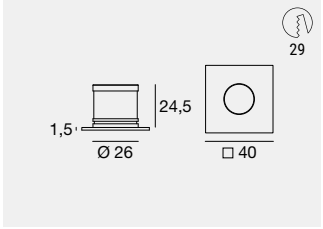

C.C. IP44

	Fin	Cct	lm S - lm D	Opt
CRI 90				
C00275	**WH**	**M**	124 - On req	**ML** (34°)
	CH	**W**	132 - On req	**MW** (44°)
	NK	**N**	147 - On req	**WF** (72°)
	IS			**XF** (113°)

Electronics: **A1** (pag 369) | Recessed casing: (pag 369)

Nitum_Q | powerLED | 630 mA | 2 W DC



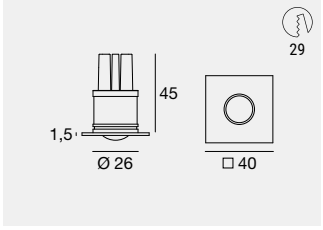

C.C. IP44

	Fin	Cct	lm S - lm D	Opt
CRI 90				
C00276	**WH**	**M**	199 - On req	**ML** (34°)
	CH	**W**	212 - On req	**MW** (44°)
	NK	**N**	237 - On req	**WF** (72°)
	IS			**XF** (113°)

Electronics: **C1** (pag 369) | Recessed casing: (pag 369)

Nitum_Q | powerLED | 220 mA | 2,1 W DC



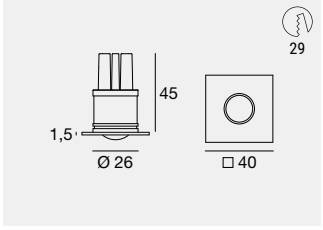

C.C. IP44

	Cct	Opt
WH **88569**	**Z** RGB	**15** (21°)
CH **86614**		**30** (27°)
NK **86615**		**60** (50°)
IS **86675**		**00** (Diffused)

Electronics: **CC** (pag 369) | Recessed casing: (pag 369) | Cables: (pag 970)


For Nitum_R RGB

Recessed casings



PVC **84336** Recessed casings

suitable for: Nitum_R 1W / Nitum_Q 1W



PVC **84915** Recessed casings

suitable for: Nitum_R 1W / Nitum_Q 1W



PVC **84901** Recessed casings

suitable for: Nitum_R 2W / Nitum_R 2,1W
Nitum_Q 2W / Nitum_Q 2,1W

Electronics

A1

89144	89145	99375	C-E100010	C-E100011
ON/OFF 1 - 2 art. 138 x 22 x h 21 29	ON/OFF 3 - 6 art. 138 x 22 x h 21 29	ON/OFF 6 - 12 art. 138 x 22 x h 21 29	0/1-10V 3 - 4 art. 124 x 22 x h 22 31	DALI/PUSH 1 - 4 art. 124 x 22 x h 22 31

C1

89147	99376	99105	99710	99713	+ driver 24V DC	
ON/OFF 1 - 2 art. 138 x 22 x h 21 29	ON/OFF 3 - 6 art. 138 x 22 x h 21 29	ON/OFF 6 - 12 art. 103 x 58 x h 27 64	24V DC converter 0/1-10V 1 - 6 art. 138 x 22 x h 20 29	24V DC converter DALI 1 - 6 art. 138 x 22 x h 20 29	**99374** 75W 56	**99331** 150W 70

CC

C-E700003+C-W600001	C-E500015	DMX	Driver CV	Switching
Dimmer RF 6 - 12 art. 175 x 45 x h 27 52	Dimmer DMX 6 - 12 art. 107 x 96 x h 39	Controllers Pag. 963	CV 48V Pag. 951	CV 48V Pag. 945-946

Finishes

WH White
CH Chrome
NK Nickel
IS Steel

Cct

M 2700
W 3000
N 4000
Z RGB

PICROL

Brass or polyamide body.



Picrol | powerLED | 350 mA | 1 W DC



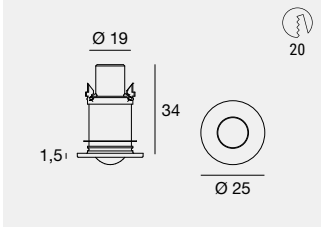

C.C. IP20

	Fin	Cct	lm S - lm D	Opt
CRI 90				
C00278	**WH**	**M**	124 - On req	**MW** (45°)
	BB	**W**	132 - On req	**WF** (52°)
	CH	**N**	147 - On req	**XF** (76°)

Electronics: **A1** (pag 371) | Recessed casing: (pag 371)

Picrol | powerLED | 350 mA | 1 W DC



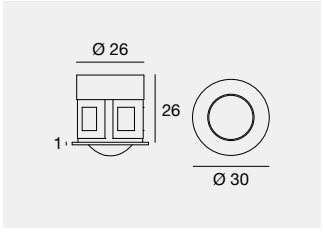

C.C. IP44

	Fin	Cct	lm S - lm D	Opt
CRI 90				
C00280	**WH**	**M**	124 - On req	**ML** (30°÷39°)
	CH	**W**	132 - On req	**MW** (40°÷49°)
		N	147 - On req	**WF** (50°÷70°)
				XF (71°÷120°)

Installable only with its specific outer casing.

Electronics: **A1** (pag 371) | Recessed casing: (pag 371)

Picrol | powerLED | 500 mA | 1,5 W DC



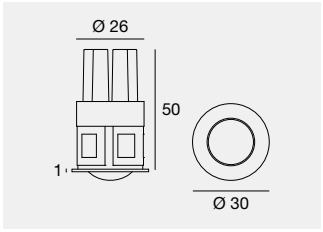

C.C. IP44

	Fin	Cct	lm S - lm D	Opt
CRI 90				
C00281	**WH**	**M**	170 - On req	**ML** (30°÷39°)
	CH	**W**	181 - On req	**MW** (40°÷49°)
		N	203 - On req	**WF** (50°÷70°)
				XF (71°÷120°)

Installable only with its specific outer casing.

Electronics: **B1** (pag 371) | Recessed casing: (pag 371)

Recessed casings



PVC 98049 Recessed casings

suitable for: Picrol 1W Ø25



PVC 84336 Recessed casings

suitable for: Picrol 1W Ø30



PVC 84956 Recessed casings

suitable for: Picrol 1,5W Ø30



PVC 84901 Recessed casings

suitable for: Picrol 1,5W Ø30



PVC 84955 Recessed casings

suitable for: Picrol 1W Ø30

Electronics

A1

89144	89145	99375	C-E100010	C-E100011
ON/OFF	ON/OFF	ON/OFF	0/1-10V	DALI/PUSH
1 - 2 art.	3 - 6 art.	6 - 12 art.	3 - 4 art.	1 - 4 art.
138 x 22 x h 21	138 x 22 x h 21	138 x 22 x h 21	124 x 22 x h 22	124 x 22 x h 22
29	29	29	31	31

B1

99195	89146	99377	C-E100004	C-E100005
ON/OFF	ON/OFF	ON/OFF	0/1-10V	DALI/PUSH
1 - 2 art.	2 - 3 art.	3 - 6 art.	3 - 4 art.	2 - 4 art.
138 x 22 x h 21	138 x 22 x h 21	138 x 22 x h 21	124 x 22 x h 22	124 x 22 x h 22
29	29	64	31	31

Finishes

White
Black
Chrome

Cct

M 2700 **N** 4000
W 3000

GHILEA

Aluminium body.



Ghilea | powerLED | 630 mA | 2 W DC



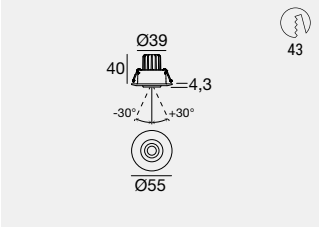

	Fin	Cct	lm S - lm D	Opt
CRI 90 - Efficiency				
C00282	**WH**	**M**	199 - 133	**FL** (21°)
	BB	**W**	212 - 141	**ML** (32°)
	NK	**N**	237 - 157	
	CH			

Electronics: **C1** (pag 373) | Recessed casing: (pag 373)



Eos Hotel
Lecce (Italy)

Recessed casings

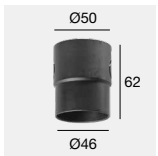

PVC **84902** Recessed casings

suitable for: Ghilea

Electronics

C1

89147	99376	99105	99710	99713	+ driver 24V DC	
ON/OFF	ON/OFF	ON/OFF	24V DC converter	24V DC converter	**99374** 75W	**99331** 150W
1 - 2 art.	3 - 6 art.	6 - 12 art.	0/1-10V 1 - 6 art.	DALI 1 - 6 art.		
138 x 22 x h 21	138 x 22 x h 21	103 x 58 x h 27	138 x 22 x h 20	138 x 22 x h 20		
29	29	64	29	29	56	70

Finishes

White Nickel
Black Chrome

Cct

M 2700 **N** 4000
W 3000

CRYSTALS

Brass body. Transparent prismatic ground crystal diffuser.



Beriel | powerLED | 350 mA | 1 W DC



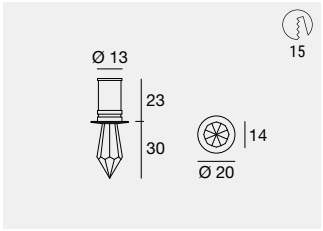

	Fin	Cct	lm S - lm D	Opt
CRI 90				
C00283	**CH**	**M**	124 - On req	**DI** (Diffused)
		W	132 - On req	
		N	147 - On req	

Electronics: **A1** (pag 378) | Recessed casing: (pag 379)

Beriel | powerLED | 500 mA | 1,5 W DC



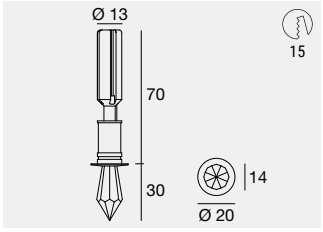

	Fin	Cct	lm S - lm D	Opt
CRI 90				
C00284	**CH**	**M**	170 - On req	**DI** (Diffused)
		W	181 - On req	
		N	203 - On req	

Electronics: **B1** (pag 378) | Recessed casing: (pag 379)

Beriel | powerLED | 350 mA | 1 W DC



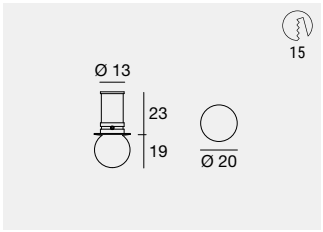

	Fin	Cct	lm S - lm D	Opt
CRI 90				
C00285	**CH**	**M**	124 - On req	**DI** (Diffused)
		W	132 - On req	
		N	147 - On req	

Electronics: **A1** (pag 378) | Recessed casing: (pag 379)

Beriel | powerLED | 500 mA | 1,5 W DC



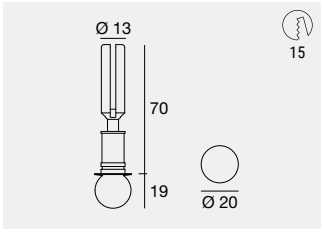

	Fin	Cct	lm S - lm D	Opt
CRI 90				
C00286	**CH**	**M**	170 - On req	**DI** (Diffused)
		W	181 - On req	
		N	203 - On req	

Electronics: **B1** (pag 378) | Recessed casing: (pag 379)

Beriel | powerLED | 220 mA | 2,1 W DC



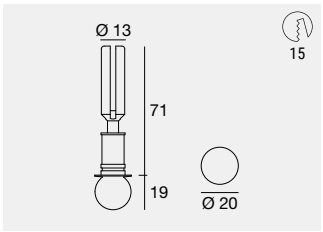

	Cct	Opt
CH 83683	**Z** RGB	**00** (Diffused)

Electronics: **CC** (pag 378) | Recessed casing: (pag 379) | Cables: (pag 970)

Beriel | powerLED | 350 mA | 1 W DC



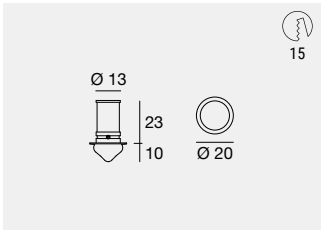

	Fin	Cct	lm S - lm D	Opt
CRI 90				
C00287	**CH**	**M**	124 - On req	**DI**
		W	132 - On req	
		N	147 - On req	

Electronics: **A1** (pag 378) | Recessed casing: (pag 379)



For Beriel RGB

Finishes

CH Chrome

Cct

M 2700 **N** 4000
W 3000 **Z** RGB

Beriel | powerLED | 500 mA | 1,5 W DC



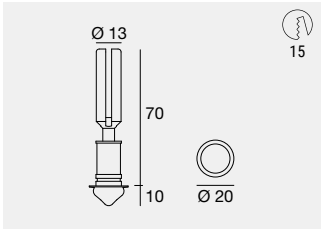

C.C. IP20

	Fin	Cct	Im S - Im D	Opt
CRI 90				
C00288	**CH**	**M**	170 - On req	**DI**
		W	181 - On req	
		N	203 - On req	

Electronics: **B1** (pag 378) | Recessed casing: (pag 379)

Beriel | powerLED | 220 mA | 2,1 W DC



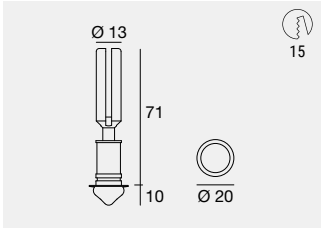

C.C. IP20

	Cct	Opt
CH 83680	**Z** RGB	**00** (Diffused)

Electronics: **CC** (pag 378) | Recessed casing: (pag 379) | Cables: (pag 970)

Beriel | powerLED | 350 mA | 1 W DC



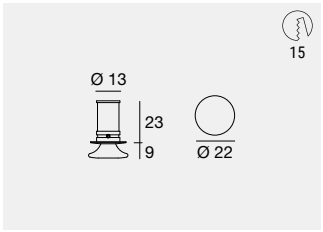

C.C. IP20

	Fin	Cct	Im S - Im D	Opt
CRI 90				
C00289	**CH**	**M**	124 - On req	**DI** (Diffused)
		W	132 - On req	
		N	147 - On req	

Electronics: **A1** (pag 378) | Recessed casing: (pag 379)

Beriel | powerLED | 500 mA | 1,5 W DC



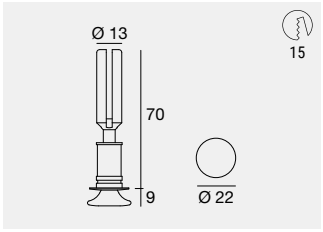

C.C. IP20

	Fin	Cct	Im S - Im D	Opt
CRI 90				
C00290	**CH**	**M**	170 - On req	**DI** (Diffused)
		W	181 - On req	
		N	203 - On req	

Electronics: **B1** (pag 378) | Recessed casing: (pag 379)

Beriel | powerLED | 220 mA | 2,1 W DC



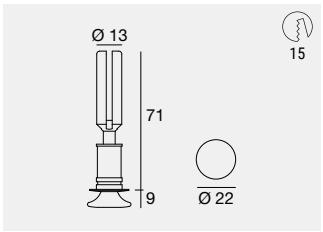

C.C. IP20

	Cct	Opt
CH 83677	**Z** RGB	**00** (Diffused)

Electronics: **CC** (pag 378) | Recessed casing: (pag 379) | Cables: (pag 970)

Elin | 5mmLED | 24 V DC | 0,5 W DC



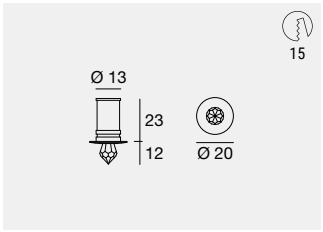

C.V. IP20

	Cct	Im S - Im D	Opt
CH 87337	**W**	On req	**00** (Diffused)
	C	On req	

Electronics: **AV** (pag 378) | Recessed casing: (pag 379)



For Beriel RGB

Finishes **Cct**

CH Chrome **M** 2700 **N** 4000
W 3000 **Z** RGB

Elin | 5mmLED | 24 V DC | 0,5 W DC



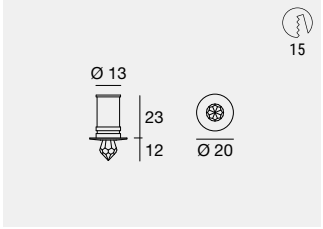

	Cct	Opt
CH **87340**	**Z** RGB	**00** (Diffused)

Electronics: **AM6** (pag 378) | Recessed casing: (pag 379) | Cables: (pag 970)

Elin | powerLED | 350 mA | 1 W DC



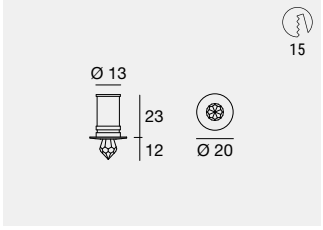

	Fin	Cct	lm S - lm D	Opt
CRI 90				
C00292	CH	**M**	124 - On req	**DI** (Diffused)
		W	132 - On req	
		N	147 - On req	

Electronics: **A1** (pag 378) | Recessed casing: (pag 379)

Elin | powerLED | 500 mA | 1,5 W DC



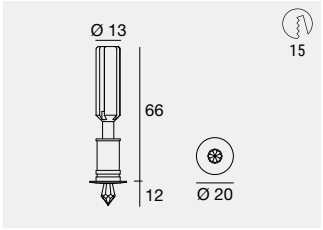

	Fin	Cct	lm S - lm D	Opt
CRI 90				
C00293	CH	**M**	170 - On req	**DI** (Diffused)
		W	181 - On req	
		N	203 - On req	

Electronics: **B1** (pag 378) | Recessed casing: (pag 379)

Ture | powerLED | 500 mA | 1,5 W DC



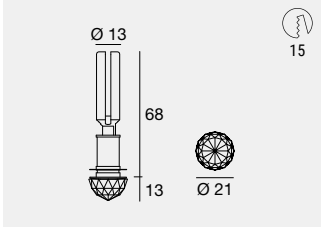

	Fin	Cct	lm S - lm D	Opt
CRI 90				
C00294	CH	**M**	170 - On req	**DI** (Diffused)
		W	181 - On req	
		N	203 - On req	

Electronics: **B1** (pag 378) | Recessed casing: (pag 379)

Ture | powerLED | 500 mA | 1,5 W DC



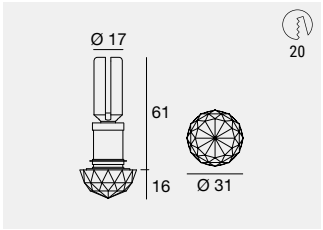

	Fin	Cct	lm S - lm D	Opt
CRI 90				
C00295	CH	**M**	170 - On req	**DI** (Diffused)
		W	181 - On req	
		N	203 - On req	

Electronics: **B1** (pag 378) | Recessed casing: (pag 379)

Ture | powerLED | 500 mA | 1,5 W DC



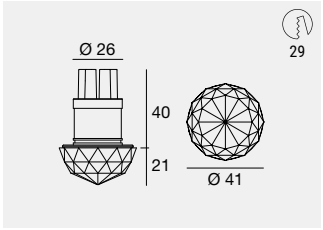

	Fin	Cct	lm S - lm D	Opt
CRI 90				
C00296	CH	**M**	170 - On req	**DI** (Diffused)
		W	181 - On req	
		N	203 - On req	

Electronics: **B1** (pag 378) | Recessed casing: (pag 379)



For Elin RGB

Finishes	Cct			
CH Chrome	**M** 2700	**N** 4000		
	W 3000	**Z** RGB		

Gude | powerLED | 500 mA | 1,5 W DC



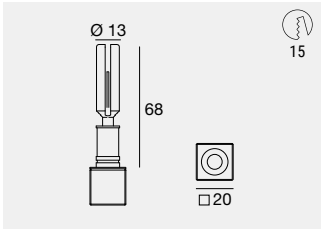

C.C. IP54

	Fin	Cct	lm S - lm D	Opt
CRI 90				
C00297	**CH**	**M**	170 - On req	**XF** (99°)
		W	181 - On req	
		N	203 - On req	

Electronics: **B1** (pag 378) | Recessed casing: (pag 379)

Gude | powerLED | 500 mA | 1,5 W DC



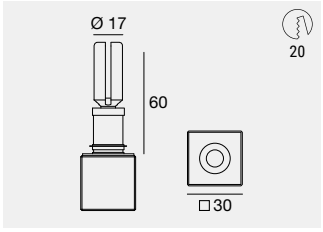

C.C. IP54

	Fin	Cct	lm S - lm D	Opt
CRI 90				
C00298	**CH**	**M**	170 - On req	**XF** (99°)
		W	181 - On req	
		N	203 - On req	

Electronics: **B1** (pag 378) | Recessed casing: (pag 379)

Gude | powerLED | 500 mA | 1,5 W DC



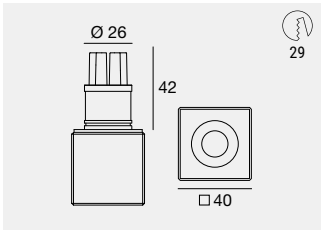

C.C. IP54

	Fin	Cct	lm S - lm D	Opt
CRI 90				
C00299	**CH**	**M**	170 - On req	**XF** (99°)
		W	181 - On req	
		N	203 - On req	

Electronics: **B1** (pag 378) | Recessed casing: (pag 379)

Electronics

A1

89144	89145	99375	C-E100010	C-E100011
ON/OFF	ON/OFF	ON/OFF	0/1-10V	DALI/PUSH
1 - 2 art.	3 - 6 art.	6 - 12 art.	3 - 4 art.	1 - 4 art.
138 x 22 x h 21	138 x 22 x h 21	138 x 22 x h 21	124 x 22 x h 22	124 x 22 x h 22
29	29	29	31	31

AV

89408	99374	99332	83333	99722
ON/OFF	ON/OFF	0/1-10V	DALI/PUSH	DALI
1 - 10 art.	1 - 135 art.	1 - 270 art.	1 - 270 art.	1 - 220 art.
138 x 22 x h 20	210 x 49 x h 25	158 x 60 x h 35	188 x 68 x h 34	191 x 63 x h 38
29	56	70	77	73

CC

C-E700003+C-W600001	C-E500015	DMX	Driver CV	Switching
Dimmer RF	Dimmer DMX	Controllers	CV 48V	CV 48V
6 - 12 art.	6 - 12 art.			
175 x 45 x h 27	107 x 96 x h 39	Pag. 963	Pag. 951	Pag. 945-946
52				

AM6

C-E700002+C-W600001	99331	C-E700005	DMX	99331
Dimmer RF	CV 24V	Dimmer DMX	Controllers	CV 24V
1 - 140 art.	150 W	1 - 140 art.		150 W
52 x 52 x h 26	158 x 60 x h 35		Pag. 963	158 x 60 x h 35
53	70			70

B1

99195	89146	99377	C-E100004	C-E100005
ON/OFF	ON/OFF	ON/OFF	0/1-10V	DALI/PUSH
1 - 2 art.	2 - 3 art.	3 - 6 art.	3 - 4 art.	2 - 4 art.
138 x 22 x h 21	138 x 22 x h 21	138 x 22 x h 21	124 x 22 x h 22	124 x 22 x h 22
29	29	64	31	31

Recessed casings



PVC 84335 Recessed casings

suitable for: Beriel 1W / Elin 0,5W / Elin 1W



PVC 84917 Recessed casings

suitable for: Beriel 1,5W / Beriel 2,1W
Elin 1,5W / Ture 1,5W Ø13 mm / Gude 1,5W L20 mm



PVC 84901 Recessed casings

suitable for: Ture 1,5W Ø41 mm / Gude 1,5W L40 mm

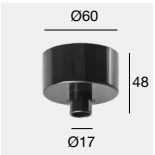

PVC 84916 Recessed casings

suitable for: Elin 0,5W / Elin 1W



PVC 84954 Recessed casings

suitable for: Ture 1,5W Ø31 mm / Gude 1,5W L30 mm



ALMAR HOTEL
Jesolo (Italy)

Photography:
Studio Pointer

EYELET

Aluminium body.



Eyelet_R | powerLED | 350 mA | 1 W DC



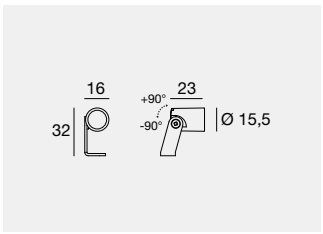

C.C. IK03 IP40

	Fin	Cct	lm S - lm D	Opt
CRI 90				
C00301	**WH**	**M**	124 - On req	**FL** (20°)
	BB	**W**	132 - On req	**ML** (34°)
	GG	**N**	147 - On req	

Electronics: **A1** (pag 381)

Eyelet_Q | powerLED | 350 mA | 1 W DC



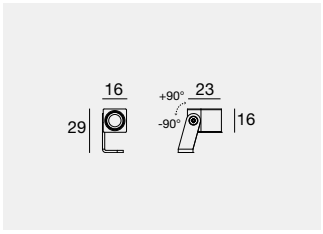

C.C. IK03 IP40

	Fin	Cct	lm S - lm D	Opt
CRI 90				
C00303	**WH**	**M**	124 - On req	**FL** (20°)
	BB	**W**	132 - On req	**ML** (34°)
	GG	**N**	147 - On req	

Electronics: **A1** (pag 381)

Eyelet_R | powerLED | 630 mA | 2 W DC



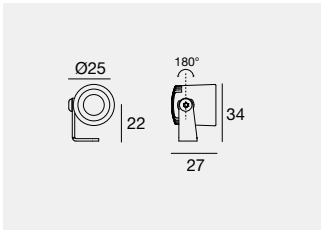

C.C. IK03 IP40

	Fin	Cct	lm S - lm D	Opt
CRI 90				
C00302	**WH**	**M**	199 - On req	**SP** (23°)
	BB	**W**	212 - On req	**FL** (28°)
	GG	**N**	237 - On req	**WF** (65°)

Electronics: **C1** (pag 381)

Eyelet_Q | powerLED | 630 mA | 2 W DC



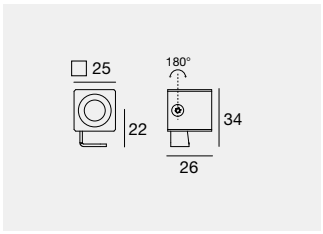

C.C. IK03 IP40

	Fin	Cct	lm S - lm D	Opt
CRI 90				
C00304	**WH**	**M**	199 - On req	**SP** (23°)
	BB	**W**	212 - On req	**FL** (28°)
	GG	**N**	237 - On req	**WF** (65°)

Electronics: **C1** (pag 381)



Electronics

A1

89144	89145	99375	C-E100010	C-E100011
ON/OFF	ON/OFF	ON/OFF	0/1-10V	DALI/PUSH
1 - 2 art.	3 - 6 art.	6 - 12 art.	3 - 4 art.	1 - 4 art.
138 x 22 x h 21	138 x 22 x h 21	138 x 22 x h 21	124 x 22 x h 22	124 x 22 x h 22
29	29	29	31	31

C1

89147	99376	99105	99710	99713	+ driver 24V DC	
ON/OFF	ON/OFF	ON/OFF	24V DC converter	24V DC converter	99374	99331
1 - 2 art.	3 - 6 art.	6 - 12 art.	0/1-10V 1 - 6 art.	DALI 1 - 6 art.	75W	150W
138 x 22 x h 21	138 x 22 x h 21	103 x 58 x h 27	138 x 22 x h 20	138 x 22 x h 20		
29	29	64	29	29	56	70

Finishes

White Grey
Black

Cct

M 2700 **N** 4000
W 3000



FLEX LIGHTS & PROFILES

LUFTSCHIFFHANGAR MÜLHEIM
Mülheim an der Ruhr (Germany)

Project: WDL-Gruppe, Luftschiffhangar Mülheim, Luftschiff Theo, Elomechgruppe

Photography:
Stefan Lamberty



Flex lights & Profiles range index

Profiles


386


386

Strip

Ribbon PRO
NEW

396

Ribbon Plus
NEW

397, 400

Ribbon (cobLED)
NEW

400

Ribbon
NEW

401, 402

PU_C Plus
NEW

403

Silicone
NEW

404

Rubber_O

Rubber_O
NEW

414

Rubber 3D

Rubber 3D PIXEL RGBW

418

Rubber 3D Concrete

420

Rubber 3D
NEW

420, 421

Rubber 3D PROtection
NEW

424

Rubber 3D Optics

425

Rubber 2D mini

Rubber 2D_mini
NEW

427

PROFILE RANGE

Surface

Svik_00/00
pag 391

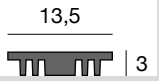

Finishes profile
- AM Aluminium

Alise_10/10
pag 391

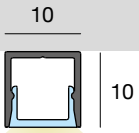

Finishes profile
- AM Aluminium

Finishes diffuser
- OP Opaline

Fonis_06/11
pag 391

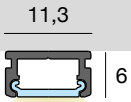

Finishes profile
- AM Aluminium

Finishes diffuser
- TR Transparent
- TN Satinized
- OP Opaline

Rive_17/16
pag 389

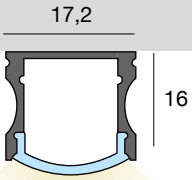

Finishes profile
- AM Aluminium
- BB Black

Finishes diffuser
- TR Transparent
- TN Satinized
- OP Opaline
- BB Black

Vojo_17/08
pag 388

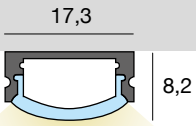

Finishes profile
- AM Aluminium
- BB Black

Finishes diffuser
- TR Transparent
- TN Satinized
- OP Opaline
- BB Black

Recessed
Tiles

Tabulo_35/14
pag 390

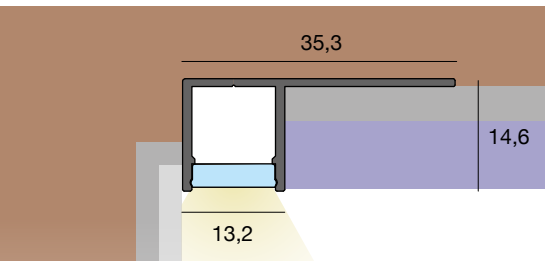

Finishes profile
- AM Aluminium

Finishes diffuser
- OP Opaline

Recessed
Bricks

Armita_58/15
pag 390

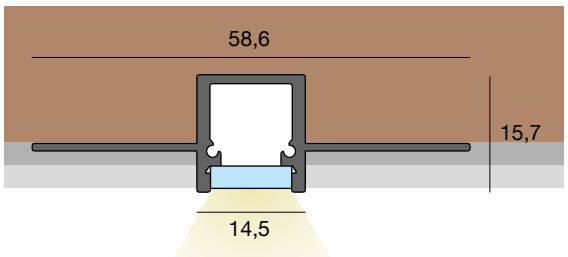

Finishes profile
- AM Aluminium

Finishes diffuser
- OP Opaline

Recessed
Wood

Roko_33/15
pag 390

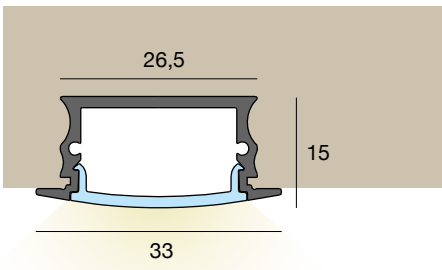

Finishes profile
- AM Aluminium

Finishes diffuser
- TR Transparent
- TN Satinized
- OP Opaline

Vojo_17/08
pag 388

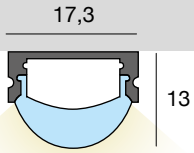

Finishes profile
- AM Aluminium

Finishes diffuser
- TN Satinized

Ozner_25/10
pag 391

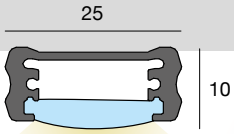

Finishes profile
- AM Aluminium

Finishes diffuser
- TR Transparent

Luno_20/27
pag 388

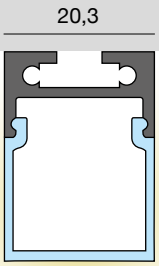

Finishes profile
- AM Aluminium
- BB Black

Finishes diffuser
- OP Opaline
- BB Black

Luno_20/27
pag 389

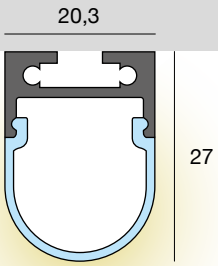

Finishes profile
- AM Aluminium
- BB Black

Finishes diffuser
- OP Opaline
- BB Black

Cela_18/18
pag 391

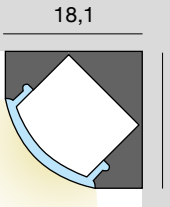

Finishes profile
- AM Aluminium
- BB Black

Finishes diffuser
- TR Transparent
- TN Satinized
- OP Opaline
- BB Black

Recessed
Plasterboard

Sageto_24/08
pag 389

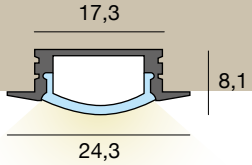

Finishes profile
- AM Aluminium

Finishes diffuser
- TR Transparent
- TN Satinized
- OP Opaline

Ghost_64/14
pag 390

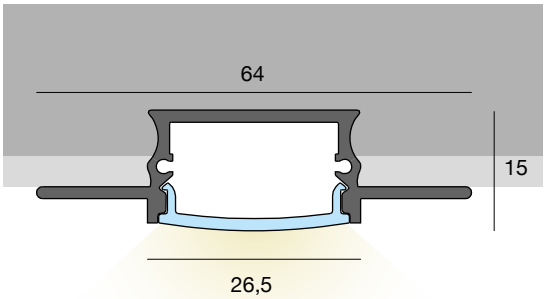

Finishes profile
- AM Aluminium

Finishes diffuser
- TR Transparent
- TN Satinized
- OP Opaline

Rialt_55/70
pag 390

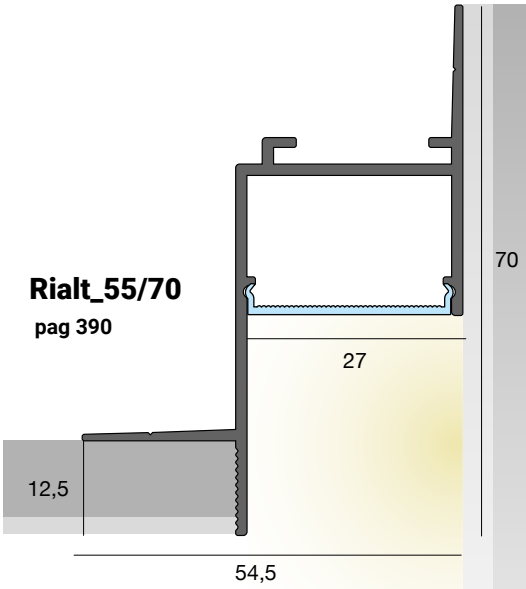

Finishes profile
- AM Aluminium

Finishes diffuser
- OP Opaline

Profiles: where is the difference



TR Transparent PMMA

TN Satinized PMMA

OP Opaline PMMA

Vojo_17/08 | Low surface profile



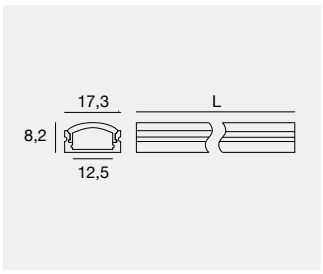

		L mm	
AM	**98891**	2000	Profilo - Profile
BB	**83129**	2000	Profilo - Profile
TR	**98941**	2000	Diffusore - Diffuser
TN	**98942**	2000	Diffusore - Diffuser
OP	**98943**	2000	Diffusore - Diffuser
BB	**83132**	2000	Diffusore - Diffuser
TR	**C-U100001**	2000	Diffusore - Diffuser (Optic 30/50°)
OP	**C-K200005**	2000	Diffusore - Diffuser 3D square
OP	**C-K200007**	2000	Diffusore - Diffuser 3D round
GG	**98892**	2 x	Tappi - Caps
BB	**83133**	2 x	Tappi - Caps
GG	**C-V400023**	2 x	Tappi - Caps (for diffuser optic 30/50°)
BB	**C-V400024**	2 x	Tappi - Caps (for diffuser optic 30/50°)
GG	**C-V400027**	2 x	Tappi - Caps (for diffuser 3D square)
GG	**C-V400029**	2 x	Tappi - Caps (for diffuser 3D round)
	98944	5 x	Staffe - Brackets
KIT composition			
	98954	1 x	98891-98943-98892-98944
KIT composition Black			
	84446	1 x	83129-83132-83133-98944

Compatible with: Ribbon PRO - Ribbon Plus - Ribbon (not for 48V) - Silicone (only 10mm)

Vojo_17/08 | Low surface profile



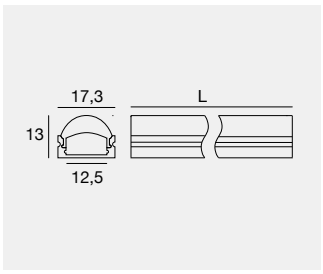

		L mm	
AM	**98891**	2000	Profilo - Profile
TN	**98925**	2000	Diffusore - Diffuser (Optic 90°)
GG	**98928**	2 x	Tappi - Caps
	98944	5 x	Staffe - Brackets
KIT composition			
	99983	1 x	98891-98925-98928-98944

Compatible with: Ribbon PRO - Ribbon Plus - Ribbon (not for 48V) - Silicone (only 10mm)

Luno_20/27 | High square surface profile



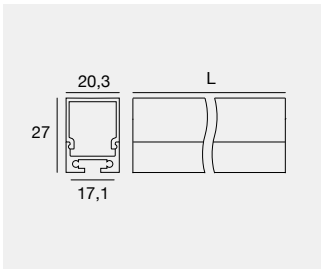

		L mm	
AM	**C-K100017**	2000	Profilo - Profile
BB	**C-K100018**	2000	Profilo - Profile
OP	**C-K200001**	2000	Diffusore - Diffuser
BB	**C-K200002**	2000	Diffusore - Diffuser
GG	**C-V400019**	2 x	Tappi - Caps
BB	**C-V400020**	2 x	Tappi - Caps
	98931	5 x	Staffe - Brackets

Compatible with: Ribbon PRO - Ribbon Plus - Ribbon - PU_C Plus - Silicone

Finishes

BB Black · AM Anodised Aluminium · GG Grey · TR Transparent · OP Opaline · TN Satinized

Luno_20/27 | High round surface profile



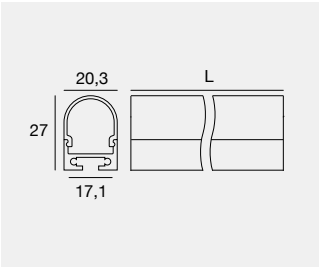

		L mm	
AM	C-K100017	2000	Profilo - Profile
BB	C-K100018	2000	Profilo - Profile
OP	C-K200003	2000	Diffusore - Diffuser
BB	C-K200004	2000	Diffusore - Diffuser
GG	C-V400021	2 x	Tappi - Caps
BB	C-V400022	2 x	Tappi - Caps
	98931	5 x	Staffe - Brackets

Compatible with: Ribbon PRO - Ribbon Plus - Ribbon - PU_C Plus - Silicone

Rive_17/16 | High surface profile



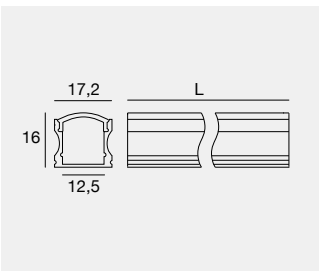

NEW

		L mm	
AM	C-K100015	2000	Profilo - Profile
BB	C-K100016	2000	Profilo - Profile
TR	98941	2000	Diffusore - Diffuser
TN	98942	2000	Diffusore - Diffuser
OP	98943	2000	Diffusore - Diffuser
BB	83132	2000	Diffusore - Diffuser
TR	C-U100001	2000	Diffusore - Diffuser (Optic 30/50°)
OP	C-K200005	2000	Diffusore - Diffuser 3D square
OP	C-K200007	2000	Diffusore - Diffuser 3D round
GG	C-V400035	2 x	Tappi - Caps
BB	C-V400036	2 x	Tappi - Caps
GG	C-V400025	2 x	Tappi - Caps (for diffuser optic 30/50°)
BB	C-V400026	2 x	Tappi - Caps (for diffuser optic 30/50°)
GG	C-V400031	2 x	Tappi - Caps (for diffuser 3D square)
GG	C-V400033	2 x	Tappi - Caps (for diffuser 3D round)
	98944	5 x	Staffe - Brackets
KIT composition			
	C-K100026	1 x	C-K100015 -98943- C-V400035 -98944
KIT composition Black			
	C-K100027	1 x	C-K100016 -83132- C-V400036 -98944

Compatible with: Ribbon PRO - Ribbon Plus - Ribbon (not for 48V) - Silicone (only 10mm)

Sageto_24/08 | Low recessed profile



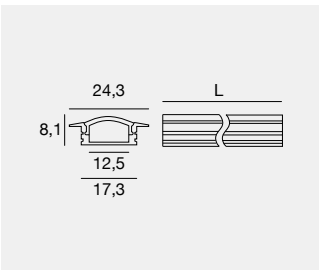

NEW

		L mm	
AM	98895	2000	Profilo - Profile
TR	98941	2000	Diffusore - Diffuser
TN	98942	2000	Diffusore - Diffuser
OP	98943	2000	Diffusore - Diffuser
TR	C-U100001	2000	Diffusore - Diffuser (Optic 30/50°)
GG	98896	2 x	Tappi - Caps
GG	C-V400023	2 x	Tappi - Caps (for diffuser optic 30/50°)
	98944	5 x	Staffe - Brackets
KIT composition			
	98965	1 x	98895-98943-98896-98944

Compatible with: Ribbon PRO - Ribbon Plus - Ribbon (not for 48V)

Roko_33/15 | Low recessed profile



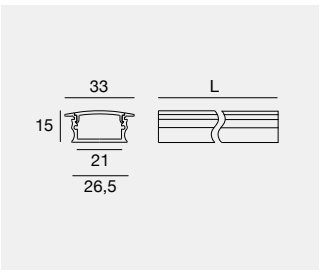

		L mm	
AM	98897	2000	Profilo - Profile
TR	98898	2000	Diffusore - Diffuser
TN	98899	2000	Diffusore - Diffuser
OP	98900	2000	Diffusore - Diffuser
GG	98902	2 x	Tappi - Caps
	98901	5 x	Staffe - Brackets

Compatible with: Ribbon PRO - Ribbon Plus - Ribbon - PU_C Plus - Silicone

Ghost_64/14 | Low recessed profile



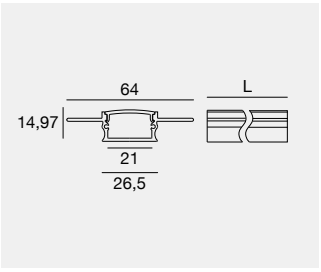

		L mm	
AM	98906	2000	Profilo - Profile
TR	98898	2000	Diffusore - Diffuser
TN	98899	2000	Diffusore - Diffuser
OP	98900	2000	Diffusore - Diffuser
GG	98907	2 x	Tappi - Caps

Compatible with: Ribbon PRO - Ribbon Plus - Ribbon - PU_C Plus - Silicone

Armita_58/15 | Integrated linear profile



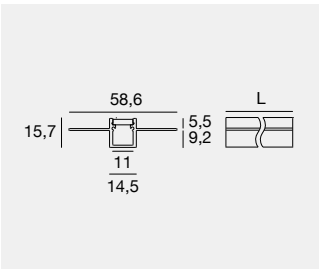

		L mm	
AM	98916	2000	Profilo - Profile
OP	98917	2000	Diffusore - Diffuser
GG	98918	2 x	Tappi - Caps

Compatible with: Ribbon PRO - Ribbon Plus - Ribbon (not for 48V) - Silicone (only 10mm)

Tabulo_35/14 | Integrated side profile



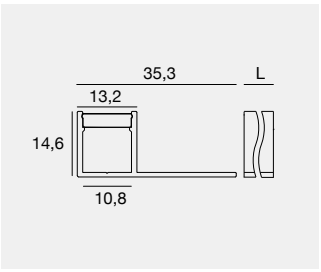

		L mm	
AM	98921	2000	Profilo - Profile
OP	98917	2000	Diffusore - Diffuser
GG	98922	2 x	Tappi - Caps

Compatible with: Ribbon PRO - Ribbon Plus - Ribbon (not for 48V)

Rialt_55/70 | Integrated side profile



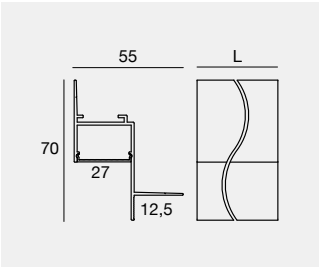

		L mm	
AM	C-K100025	2000	Profilo - Profile
OP	C-K200009	2000	Diffusore - Diffuser
	C-V400041	2 x	Tappi - Caps

Compatible with: Ribbon PRO - Ribbon Plus - Ribbon - PU_C Plus - Silicone

Finishes

AM Anodised Aluminium
TR Transparent
TN Satinized
GG Grey
OP Opaline

Alise_10/10 | Square slim surface profile



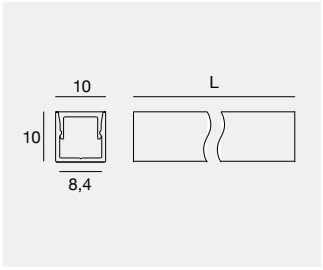

		L mm	
AM	**98912**	2000	Profilo - Profile
OP	**98913**	2000	Diffusore - Diffuser
GG	**98915**	2 x	Tappi - Caps
	98914	5 x	Staffe - Brackets

Compatible with: Ribbon Slim

Fonis_06/11 | Low slim surface profile



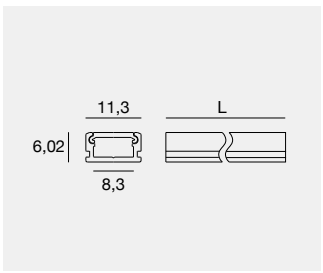

		L mm	
AM	**98885**	2000	Profilo - Profile
TR	**98886**	2000	Diffusore - Diffuser
TN	**98887**	2000	Diffusore - Diffuser
OP	**98888**	2000	Diffusore - Diffuser
GG	**98890**	2 x	Tappi - Caps
	83224	5 x	Staffe - Brackets

Compatible with: Ribbon Slim

Ozner_25/10 | Low surface profile



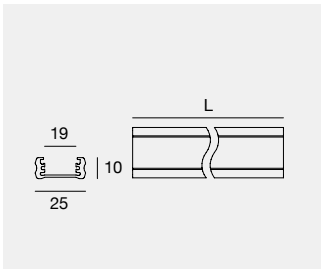

		L mm	
AM	**98419**	2000	Profilo - Profile
TR	**98395**	2000	Diffusore - Diffuser
GG	**98418**	2 x	Tappi - Caps
	98420	1 x	Staffa - Bracket

Compatible with: Ribbon Pro - Ribbon Plus - Ribbon - PU_C Plus - Silicone

Svik_00/00 | Heat sink



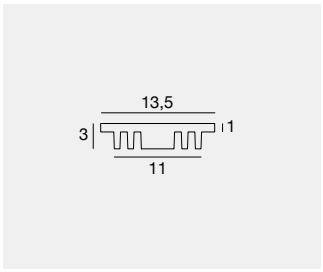

		L mm	
AM	**98956**	2000	Dissipatore - Heat sink

Compatible with: Ribbon Pro - Ribbon Plus - Ribbon - PU_C Plus - Silicone (not for 48V)

Cela_18/18 | Corner profile



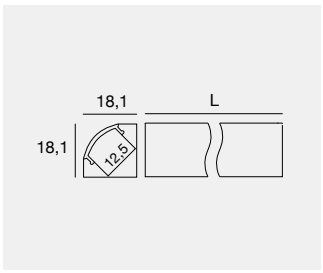

		L mm	
AM	**C-K100019**	2000	Profilo - Profile
BB	**C-K100020**	2000	Profilo - Profile
TR	**98941**	2000	Diffusore - Diffuser
TN	**98942**	2000	Diffusore - Diffuser
OP	**98943**	2000	Diffusore - Diffuser
BB	**83132**	2000	Diffusore - Diffuser
GG	**C-V400037**	2 x	Tappi - Caps
BB	**C-V400038**	2 x	Tappi - Caps
	98904	5 x	Staffe - Brackets
KIT composition			
	C-K100028	1 x	C-K100019-98943- C-V400037 -98904
KIT composition Black			
	C-K100029	1 x	C-K100020-83132- C-V400038 -98904

Compatible with: Ribbon PRO - Ribbon Plus - Ribbon (not for 48V) - Silicone (only 10mm)

Finishes

BB Black
AM Anodised Aluminium
GG Grey
TR Transparent
OP Opaline
TN Satinized

QUALITY, MATERIAL, SECURITY MEASURE, TEST AND CONTROL SPEAK ONLY ONE LANGUAGE

Made in Italy



Quality

Rubber and Strip, like all the Light Group Line products, are certified and guaranteed for 3 years and up to 5 upon request.
The various types, colour temperatures, and power, thanks to a short and controlled supply chain totally Made in Italy, are available immediately.
The company is ISO 9001 certified. The materials and components used for the creation of our products are guaranteed by international certifying bodies such as IMQ and UL, and are marked and tested in accordance with EC standards.

IC regulators

The entire Flex Light range has a reverse polarity system, which works as a guarantee and protection in case of assembly with reversed poles. Furthermore, the presence of IC regulators guarantee light uniformity and homogeneity the entire installed length.

LED STRIPS COLLECTIONS COMPARISON

Ribbon Pro

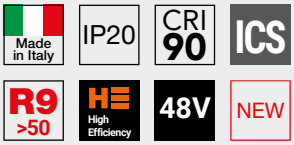

The Ribbon Pro series has been designed to deliver superior performance in advanced lighting designs. Completely Made in Italy, created to guarantee high efficiency and performance of the highest level, selected LEDs instead allow true colour accuracy with a high Colour Rendering Index; the R9 value is above 50 and ensures bright reds, ideal when the highest quality of light is required. The circuit is made of RA copper and guarantees high flexibility and better thermal and electrical conductivity, while special ICS chips prevent voltage drops, keeping the brightness uniform along the entire length of the Ribbon Pro strips.
ICS chips also offer robust protection against reverse polarity due to incorrect connection. Ribbon Pro installation contexts: Museums and art galleries, places of worship, photographic studios, film sets, theatres, offices, boutiques, doctors' surgeries, public buildings, green buildings.

Ribbon Plus & PU_C Plus



The Ribbon Plus (IP20) and PU_C Plus (IP66) series represent the excellent compromise between performance and price. Completely Made in Italy and designed with high standards using high quality components, thus ensuring long life and reliable performance over time. A collection suitable for versatile and efficient installation solutions, designed to create welcoming atmospheres or emphasise architectural details without compromising the budget.
Ribbon Plus and PU_C Plus installation contexts: offices, meeting rooms, hotels, wellness centres, shops, shopping malls, building façades, landscape.

Ribbon & Silicone



The Ribbon (IP20) and Silicone (IP67) series are made with a standardised production process, have basic technological features and represent an excellent entry point for those looking for LED strips at an affordable level. Ideal for decorative or secondary lighting.
Ribbon and Silicone installation contexts: cove lighting, residential, restaurants and bars, warehouses, gardens.

LED STRIPS OPERATIVE INDEX

IP20

MONOCHROME		See	Electronic information	Brightness Lm/m at 3000K			CRI	R9	ICS	PP	Guarantee years		Page
24V	**SLIM (5MM WIDTH)**												
	Ribbon	24	9,6 W/m - 120 LED/m		855 Lm/m	5m	90	-	-	-	2		402
	Ribbon	25	10,5 W/m - 160 LED/m		1254 Lm/m	5m	90	-	-	-	2		402
	LOW POWER (FROM 3 TO 10 W/m)												
	Ribbon Plus	07	4,8 W/m - 70 LED/m		543 Lm/m	5m	90	-	ICS	√	3	Made in Italy	397
	Ribbon Plus	09	9,6 W/m - 70 LED/m		1080 Lm/m	5m	90	-	ICS	√	3	Made in Italy	397
	Ribbon Plus	08	9,6 W/m - 140 LED/m		1093 Lm/m	5m	90	-	ICS	√	3	Made in Italy	397
	Ribbon	16	4,8 W/m - 60 LED/m		447 Lm/m	5m	90	-	-	-	2		401
	Ribbon	17	9,6 W/m - 120 LED/m		894 Lm/m	5m	90	-	-	-	2		401
	MEDIUM POWER (FROM 11 TO 18 W/m)												
	Ribbon Plus	10	14,4 W/m - 140 LED/m		1574 Lm/m	5m	90	-	ICS	√	3	Made in Italy	397
	Ribbon	22	12 W/m - 160 LED/m		1264 Lm/m	5m	95	-	-	-	2		402
	Ribbon	18	14,4 W/m - 168 LED/m		1539 Lm/m	5m	90	-	-	-	2		401
	Ribbon	15	10 W/m - CobLED		932 Lm/m	5m	90	-	-	-	2		400
	HIGH POWER (OVER 19 W/m)												
	Ribbon Plus	11	19,2 W/m - 140 LED/m		2113 Lm/m	5m	90	-	ICS	√	3	Made in Italy	397
	Ribbon	23	21,6 W/m - 160 LED/m		2257 Lm/m	5m	95	-	-	-	2		402
	Ribbon	19	19,6 W/m - 238 LED/m		2105 Lm/m	5m	90	-	-	-	2		401
	HIGH EFFICIENCY												
	Ribbon PRO	01	3,6 W/m - 80 LED/m		534 Lm/m	5m	90	>50	ICS	√	3	Made in Italy	396
	Ribbon PRO	02	6,7 W/m - 128 LED/m		963 Lm/m	5m	90	>50	ICS	√	3	Made in Italy	396
	Ribbon PRO	03	9,6 W/m - 80 LED/m		1469 Lm/m	5m	90	>50	ICS	√	3	Made in Italy	396
	Ribbon PRO	04	13,6 W/m - 128 LED/m		2034 Lm/m	5m	90	>50	ICS	√	3	Made in Italy	396
	Ribbon PRO	05	16,8 W/m - 160 LED/m		2478 Lm/m	5m	90	>50	ICS	√	3	Made in Italy	396
	Ribbon	20	12 W/m - 160 LED/m		1824 Lm/m	5m	85	-	-	-	2		401
	Ribbon	21	21,6 W/m - 160 LED/m		2978 Lm/m	5m	85	-	-	-	2		401
48V	**LOW POWER (FROM 3 TO 10 W/m)**												
	Ribbon PRO	06	8,6 W/m - 136 LED/m		1573 Lm/m	5m	90	>50	ICS	√	3	Made in Italy	396
	Ribbon	26	9,6 W/m - 130 LED/m		912 Lm/m	20m	90	-	-	-	2		402
	MEDIUM POWER (FROM 11 TO 18) W/m)												
	Ribbon	27	13,8 W/m - 130 LED/m		1245 Lm/m	15m	90	-	-	-	2		402
COLOR													
24V	**RGBW**												
	Ribbon Plus RGBW	12	19,2 W/m - 60+60 LED/m		-	5m	90	-	ICS	√	3	Made in Italy	400
	WARM TUNE												
	Ribbon Plus WT	13	13 W/m - 70+70 LED/m		-	5m	90	-	ICS	√	3	Made in Italy	400
	DYNAMIC WHITE												
	Ribbon Plus DW	14	12,5 W/m - 70+70 LED/m		-	5m	90	-	ICS	√	3	Made in Italy	400

IP66/IP67

MONOCHROME		See	Electronic information	Brightness Lm/m at 3000K			CRI	R9	ICS	PP	Guarantee years		Page
LOW POWER (FROM 3 TO 10 W/m)													
24V	**PU_C Plus** (IP66)	28	3,2 W/m - 70 LED/m		357 Lm/m	5m	90	-	ICS	√	3		403
		29	7,2 W/m - 140 LED/m		802 Lm/m	5m	90	-	ICS	√	3		403
	Silicone (IP67)	33	4,8 W/m - 60 LED/m		447 Lm/m	5m	90	-	-	-	2		404
		34	9,6 W/m - 120 LED/m		848 Lm/m	5m	90	-	-	-	2		404
MEDIUM POWER (FROM 11 TO 18 W/m)													
24V	**PU_C Plus** (IP66)	30	12,4 W/m - 70 LED/m		1393 Lm/m	5m	90	-	ICS	√	3		403
	Silicone (IP67)	35	14,4 W/m - 168 LED/m		1539 Lm/m	5m	90	-	-	-	2		404
HIGH POWER (OVER 19 W/m)													
24V	**PU_C Plus** (IP66)	31	25 W/m - 140 LED/m		2785 Lm/m	5m	90	-	ICS	√	3		403
HIGH EFFICIENCY													
24V	**Silicone** (IP67)	36	12 W/m - 160 LED/m		1824 Lm/m	5m	85	-	-	-	2		404
MEDIUM POWER (FROM 11 TO 18) W/m)													
48V	**Silicone** (IP67)	37	13,8 W/m - 130 LED/m		1242 Lm/m	15m	90	-	-	-	2		404
COLOR													
24V	**RGBW** (IP66)												
	PU_C Plus RGBW	32	19,2 W/m - 60+60 LED/m		-	5m	90	-	ICS	√	3		403

Legend:

- Roll strip length
- **CRI** Colour Rendering Index
- **R9** R9 value
- **ICS** ICS Regulators
- **PP** Reverse polarity protection

IP20

Ribbon PRO | 80 LED/m | topLED | 24 V DC | 3,6 W/m

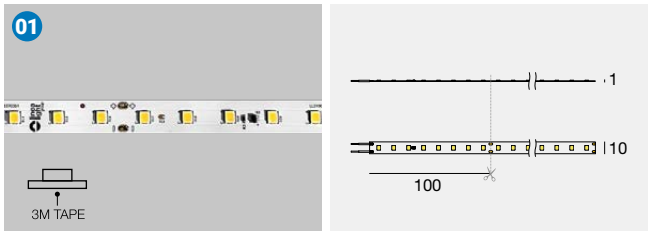

		Cct	lm S - lm D	
5 m - CRI 90 - 18 W DC				
WH	**82123**	2700	2484 - 2484	(Diffused)
WH	**82124**	3000	2671 - 2671	
WH	**82125**	4000	2844 - 2844	

Electronics: **AL** (pag 407) | Accessories (pag 406) | Linear profile (pag 386)

Ribbon PRO | 128 LED/m | topLED | 24 V DC | 6,7 W/m

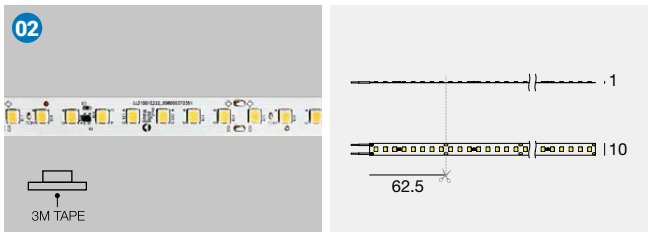

		Cct	lm S - lm D	
5 m - CRI 90 - 33,5 W DC				
WH	**82156**	2700	4479 - 4479	(Diffused)
WH	**82157**	3000	4816 - 4816	
WH	**82158**	4000	5153 - 5153	

Electronics: **AL** (pag 407) | Accessories (pag 406) | Linear profile (pag 386)

Ribbon PRO | 80 LED/m | topLED | 24 V DC | 9,6 W/m

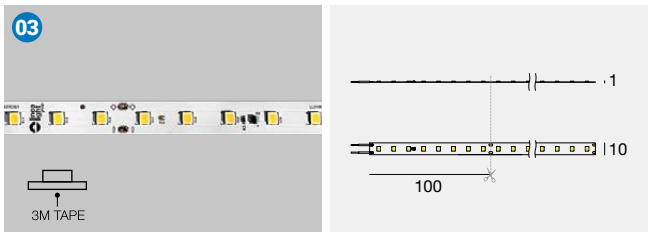

		Cct	lm S - lm D	
5 m - CRI 90 - 48 W DC				
WH	**82129**	2700	6830 - 6830	(Diffused)
WH	**82130**	3000	7345 - 7345	
WH	**82131**	4000	7859 - 7859	

Electronics: **AL** (pag 407) | Accessories (pag 406) | Linear profile (pag 386)

Ribbon PRO | 128 LED/m | topLED | 24 V DC | 13,6 W/m

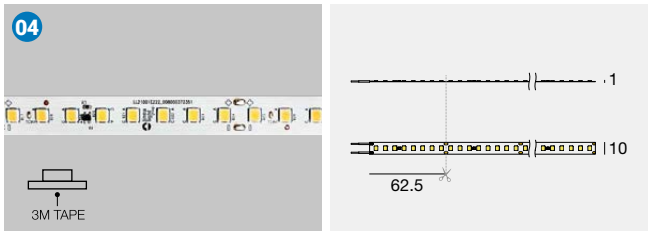

		Cct	lm S - lm D	
5 m - CRI 90 - 68 W DC				
WH	**82162**	2700	9460 - 9460	(Diffused)
WH	**82163**	3000	10172 - 10172	
WH	**82164**	4000	10884 - 10884	

Electronics: **AL** (pag 407) | Accessories (pag 406) | Linear profile (pag 386)

Ribbon PRO | 160 LED/m | topLED | 24 V DC | 16,8 W/m

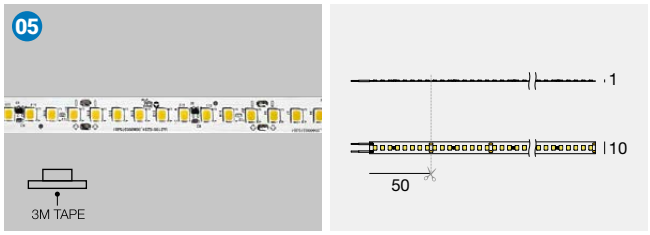

		Cct	lm S - lm D	
5 m - CRI 90 - 84 W DC				
WH	**82168**	2700	11522 - 11522	(Diffused)
WH	**82169**	3000	12390 - 12390	
WH	**82170**	4000	13257 - 13257	

Electronics: **AL** (pag 407) | Accessories (pag 406) | Linear profile (pag 386)

Ribbon PRO | 136 LED/m | topLED | 48 V DC | 8,6 W/m

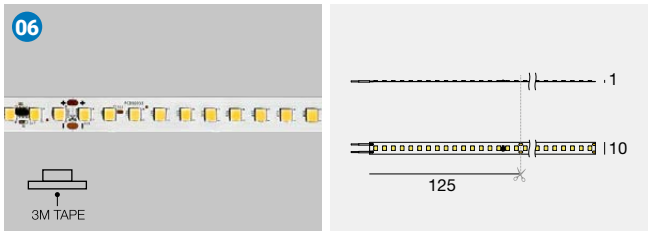

	Fin	Cct	lm S - lm D	Opt	
5 m - CRI 90 - 43 W DC					
C00423	WH	**M**	7430 - 7430	**DI**	(Diffused)
		W	7865 - 7865		
		N	7950 - 7950		

Electronics: **AL** (pag 407) | Accessories (pag 406) | Linear profile (pag 386)

IP20

Ribbon Plus | 70 LED/m | topLED | 24 V DC | 4,8 W/m

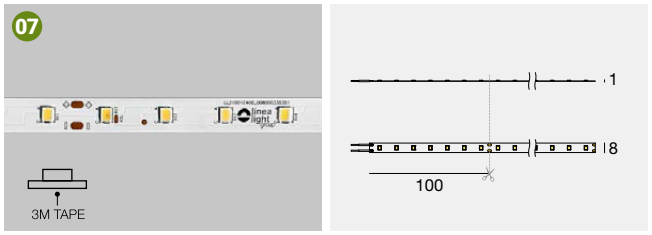

	Cct	lm S - lm D	
5 m - CRI 90 - 24 W DC			
WH **82174**	2700	2522 - 2522	(Diffused)
WH **82175**	3000	2712 - 2712	
WH **82176**	4000	2880 - 2880	

Electronics: **AL** (pag 407) | Accessories (pag 406) | Linear profile (pag 386)

Ribbon Plus | 140 LED/m | topLED | 24 V DC | 9,6 W/m

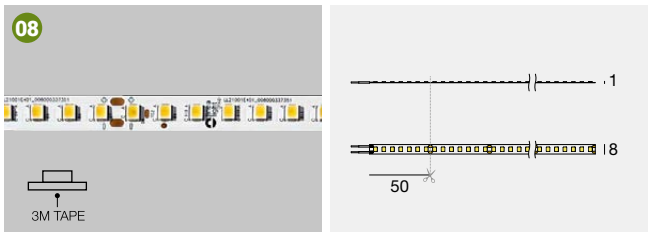

	Cct	lm S - lm D	
5 m - CRI 90 - 48 W DC			
WH **82186**	2700	5004 - 5004	(Diffused)
WH **82187**	3000	5466 - 5466	
WH **82188**	4000	5660 - 5660	

Electronics: **AL** (pag 407) | Accessories (pag 406) | Linear profile (pag 386)

Ribbon Plus | 70 LED/m | topLED | 24 V DC | 9,6 W/m

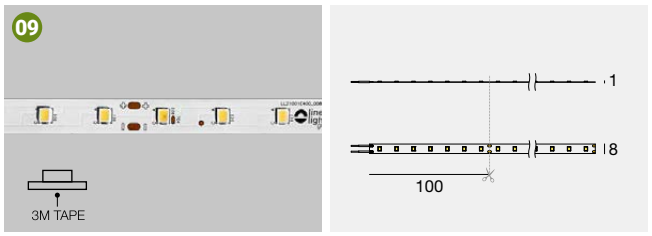

	Cct	lm S - lm D	
5 m - CRI 90 - 48 W DC			
WH **82180**	2700	5370 - 5370	(Diffused)
WH **82181**	3000	5774 - 5774	
WH **82182**	4000	6178 - 6178	

Electronics: **AL** (pag 407) | Accessories (pag 406) | Linear profile (pag 386)

Ribbon Plus | 140 LED/m | topLED | 24 V DC | 14,4 W/m

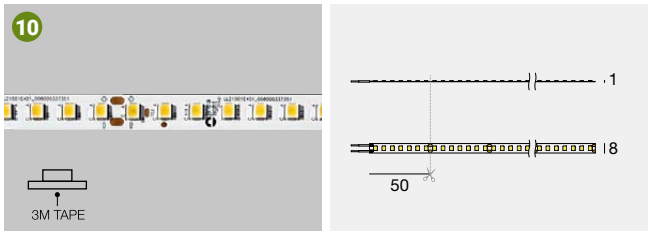

	Cct	lm S - lm D	
5 m - CRI 90 - 72 W DC			
WH **82192**	2700	7318 - 7318	(Diffused)
WH **82193**	3000	7870 - 7870	
WH **82194**	4000	8420 - 8420	

Electronics: **AL** (pag 407) | Accessories (pag 406) | Linear profile (pag 386)

Ribbon Plus | 140 LED/m | topLED | 24 V DC | 19,2 W/m

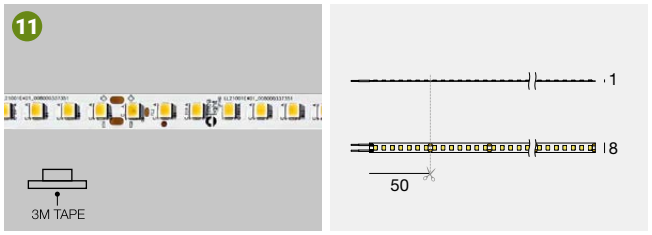

	Cct	lm S - lm D	
5 m - CRI 90 - 96 W DC			
WH **82207**	2700	9874 - 9874	(Diffused)
WH **82209**	3000	10565 - 10565	
WH **82210**	4000	11305 - 11305	

Electronics: **AL** (pag 407) | Accessories (pag 406) | Linear profile (pag 386)

Finishes

WH White





LUXEMBOURG PAVILION
ARCHITECTURE
BIENNALE 2018
Venice (Italy)

Photography:
Diego Fava - Studio Pointer

IP20

Ribbon Plus RGBW | 60+60 LED/m | topLED | 24 V DC | 19,2 W/m

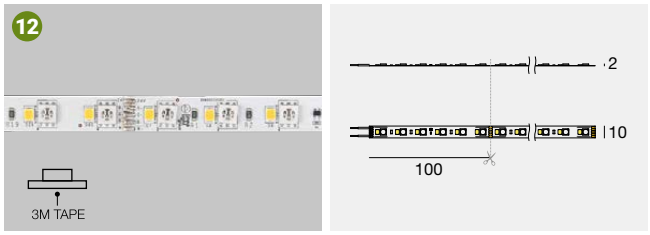

Fin	Cct		Opt	
5 m - CRI 90 - 96 W DC				
C00417	**WH**	**V** RBGW 3000 K	**DI**	(Diffused)

Electronics: **AM7** (pag 407) | Accessories (pag 406) | Linear profile (pag 386)

Ribbon Plus WT | 70+70 LED/m | topLED | 24 V DC | 13 W/m



Fin	Cct		Opt	
5 m - CRI 90 - 65 W DC				
C00419	**WH**	**S** Warm tune 1800-3000 K	**DI**	(Diffused)

Electronics: **AM7** (pag 407) | Accessories (pag 406) | Linear profile (pag 386)

Ribbon Plus DW | 70+70 LED/m | topLED | 24 V DC | 12,5 W/m



Fin	Cct		Opt	
5 m - CRI 90 - 62,5 W DC				
C00418	**WH**	**D** Dynamic White 1800-4000 K	**DI**	(Diffused)

Electronics: **AM7** (pag 407) | Accessories (pag 406) | Linear profile (pag 386)

WT

Warm Tune

Warm Tune rekindles lovely memories of the incandescence lamps: the light becomes progressively warmer and dimmer as the intensity reduces until reaches the candle effect.

Ribbon | cobLED | 24 V DC | 10 W/m

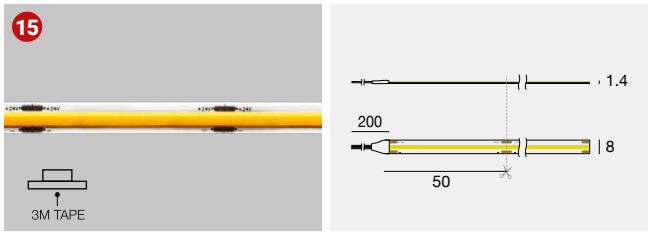

Fin	Cct		Im S - Im D	Opt	
5 m - CRI 90 - 50W					
C00513	**WH**	**M**	4411 - 4411	**DI**	(Diffused)
		W	4656 - 4656		
		N	4900 - 4900		

Electronics: **AL** (pag 407) | Accessories (pag 406) | Linear profile (pag 386)

Finishes White

Cct **M** 2700 **N** 4000 **W** 3000

IP20

Ribbon | 60 LED/m | topLED | 24 V DC | 4,8 W/m

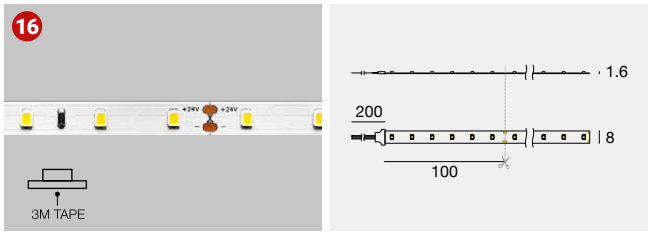

	Fin	Cct	lm S - lm D	Opt
5 m - CRI 90 - 24 W DC				
C00495	**WH**	**M**	2115 -2115	**DI** (Diffused)
		W	2233 - 2233	
		N	2350 - 2350	

Electronics: **AL** (pag 407) | Accessories (pag 406) | Linear profile (pag 386)

Ribbon | 120 LED/m | topLED | 24 V DC | 9,6 W/m

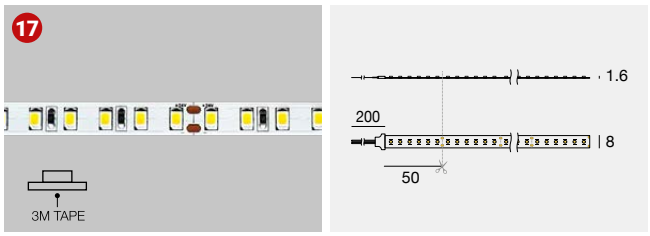

	Fin	Cct	lm S - lm D	Opt
5 m - CRI 90 - 48 W DC				
C00496	**WH**	**M**	4230 - 4230	**DI** (Diffused)
		W	4465 - 4465	
		N	4700 - 4700	

Electronics: **AL** (pag 407) | Accessories (pag 406) | Linear profile (pag 386)

Ribbon | 168 LED/m | topLED | 24 V DC | 14,4 W/m

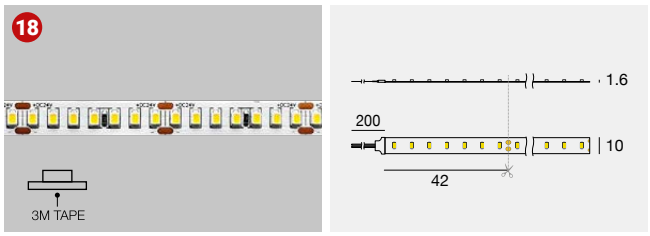

	Fin	Cct	lm S - lm D	Opt
5 m - CRI 90 - 72 W DC				
C00503	**WH**	**M**	7290 - 7290	**DI** (Diffused)
		W	7695 - 7695	
		N	8100 - 8100	

Electronics: **AL** (pag 407) | Accessories (pag 406) | Linear profile (pag 386)

Ribbon | 238 LED/m | topLED | 24 V DC | 19,6 W/m

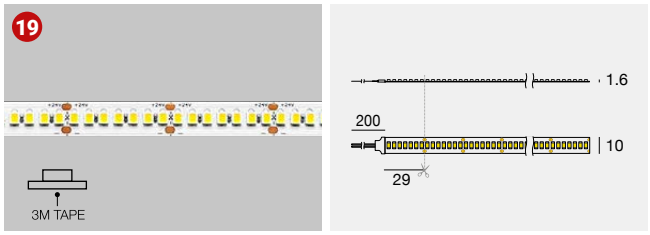

	Fin	Cct	lm S - lm D	Opt
5 m - CRI 90 - 98 W DC				
C00504	**WH**	**M**	9996 - 9996	**DI** (Diffused)
		W	10522 - 10522	
		N	11075 - 11075	

Electronics: **AL** (pag 407) | Accessories (pag 406) | Linear profile (pag 386)

Ribbon | 160 LED/m | topLED | 24 V DC | 12 W/m

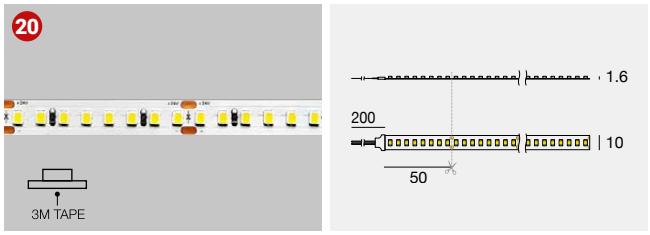

	Fin	Cct	lm S - lm D	Opt
5 m - CRI 85 - 60 W DC				
C00506	**WH**	**M**	8640 - 8640	**DI** (Diffused)
		W	9120 - 9120	
		N	9600 - 9600	

Electronics: **AL** (pag 407) | Accessories (pag 406) | Linear profile (pag 386)

Ribbon | 160 LED/m | topLED | 24 V DC | 21,6 W/m

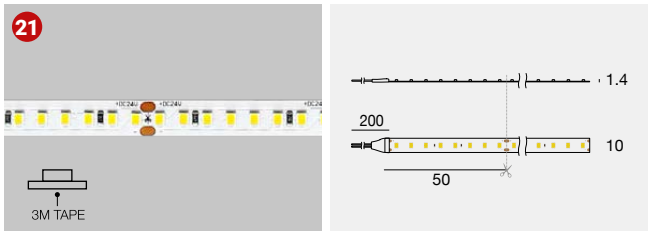

	Fin	Cct	lm S - lm D	Opt
5 m - CRI 85 - 108 W DC				
C00507	**WH**	**M**	14108 - 14108	**DI** (Diffused)
		W	14892 - 14892	
		N	15675 - 15675	

Electronics: **AL** (pag 407) | Accessories (pag 406) | Linear profile (pag 386)

IP20

Ribbon | 160 LED/m | topLED | 24 V DC | 12 W/m

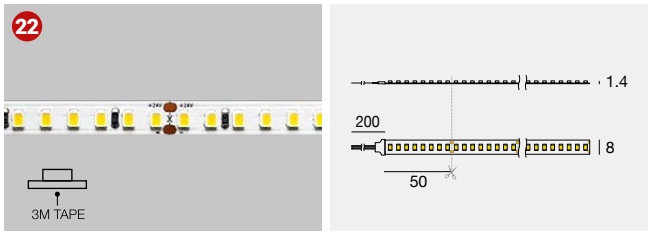

C.V. IP20 NEW CRI 95

	Fin	Cct	lm S - lm D	Opt
5 m - CRI 95 - 60 W DC				
C00509	**WH**	**M**	5985 - 5985	**DI** (Diffused)
		W	6318 - 6318	
		N	6650 - 6650	

Electronics: **AL** (pag 407) | Accessories (pag 406) | Linear profile (pag 386)

Ribbon | 160 LED/m | topLED | 24 V DC | 21,6 W/m

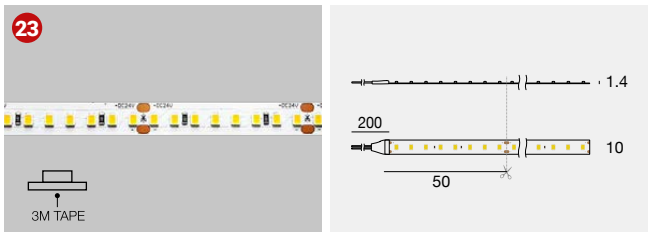

C.V. IP20 NEW CRI 95

	Fin	Cct	lm S - lm D	Opt
5 m - CRI 95 - 108 W DC				
C00510	**WH**	**M**	10688 - 10688	**DI** (Diffused)
		W	11282 - 11282	
		N	11876 - 11876	

Electronics: **AL** (pag 407) | Accessories (pag 406) | Linear profile (pag 386)

Ribbon | Slim | 120 LED/m | topLED | 24 V DC | 9,6 W/m

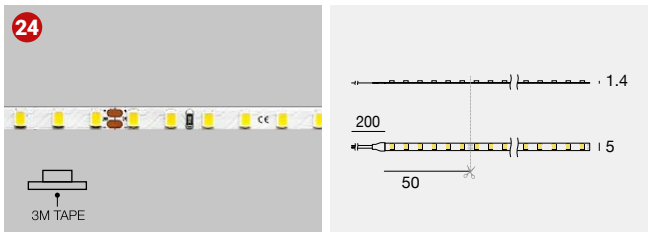

C.V. CRI 90 IP20 NEW

	Fin	Cct	lm S - lm D	Opt
5 m - CRI 90 - 48 W DC				
C00511	**WH**	**M**	4050 - 4050	**DI** (Diffused)
		W	4275 - 4275	
		N	4500 - 4500	

Electronics: **AL** (pag 407) | Accessories (pag 406) | Linear profile (pag 386)

Ribbon | Slim | 160 LED/m | topLED | 24 V DC | 10,5 W/m

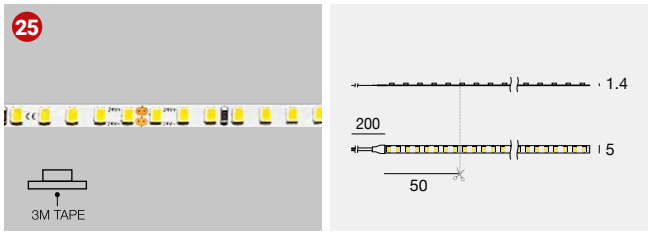

C.V. IP20 NEW

	Fin	Cct	lm S - lm D	Opt
5 m - CRI 90 - 52,5 W DC				
C00512	**WH**	**M**	5940 - 5940	**DI** (Diffused)
		W	6270 - 6270	
		N	6600 - 6600	

Electronics: **AL** (pag 407) | Accessories (pag 406) | Linear profile (pag 386)

Ribbon | 130 LED/m | topLED | 48 V DC | 9,6 W/m

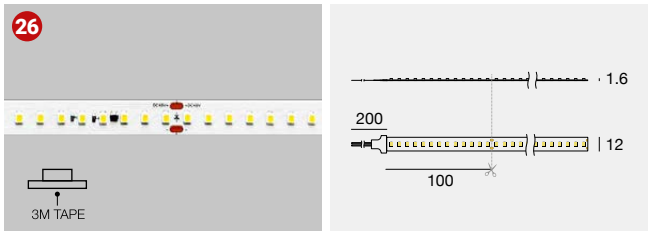

C.V. IP20 NEW 20 m 48V

	Fin	Cct	lm S - lm D	Opt
20 m - CRI 90 - 192 W DC				
C00514	**WH**	**M**	17281 - 17281	**DI** (Diffused)
		W	18241 - 18241	
		N	19200 - 19200	

Electronics: **EK** (pag 407) | Accessories (pag 406) | Linear profile (pag 386)

Ribbon | 130 LED/m | topLED | 48 V DC | 13,8 W/m

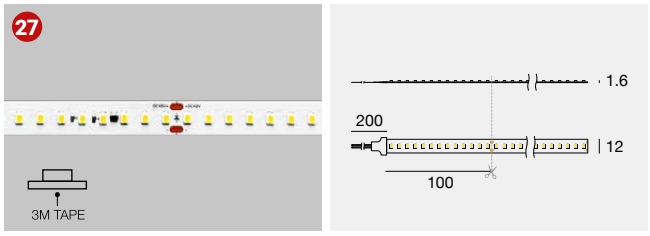

C.V. IP20 NEW 15 m 48V

	Fin	Cct	lm S - lm D	Opt
15 m - CRI 90 - 207 W DC				
C00515	**WH**	**M**	17699 - 17699	**DI** (Diffused)
		W	18682 - 18682	
		N	19665 - 19665	

Electronics: **EK** (pag 407) | Accessories (pag 406) | Linear profile (pag 386)

Finishes White

Cct **M** 2700 **N** 4000 **W** 3000

IP66

PU_C Plus | 70 LED/m | topLED | 24 V DC | 3,2 W/m



	Fin	Cct	lm S - lm D	Opt
5 m - CRI 90 - 16 W DC				
C00122	**WH**	**M**	1680 - 1680	**DI** (Diffused)
		W	1782 - 1782	
		N	2030 - 2030	

Electronics: **AL** (pag 407) | Accessories (pag 406) | Linear profile (pag 386)

PU_C Plus | 140 LED/m | topLED | 24 V DC | 7,2 W/m

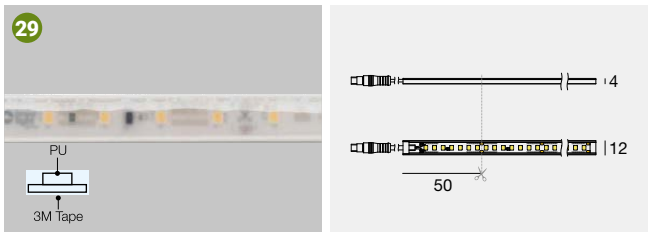

	Fin	Cct	lm S - lm D	Opt
5 m - CRI 90 - 36 W DC				
C00124	**WH**	**M**	3780 - 3780	**DI** (Diffused)
		W	4010 - 4010	
		N	4568 - 4568	

Electronics: **AL** (pag 407) | Accessories (pag 406) | Linear profile (pag 386)

PU_C Plus | 70 LED/m | topLED | 24 V DC | 12,4 W/m

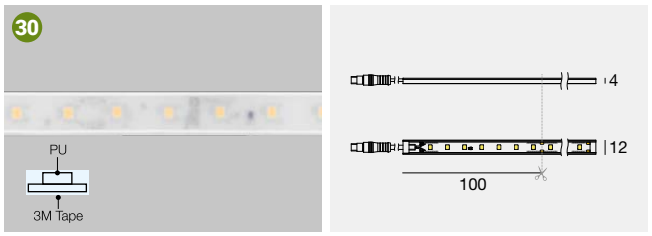

	Fin	Cct	lm S - lm D	Opt
5 m - CRI 90 - 62 W DC				
C00123	**WH**	**M**	6563 - 6563	**DI** (Diffused)
		W	6963 - 6963	
		N	7931 - 7931	

Electronics: **AL** (pag 407) | Accessories (pag 406) | Linear profile (pag 386)

PU_C Plus | 140 LED/m | topLED | 24 V DC | 25 W/m



	Fin	Cct	lm S - lm D	Opt
5 m - CRI 90 - 125 W DC				
C00125	**WH**	**M**	13125 - 13125	**DI** (Diffused)
		W	13925 - 13925	
		N	15862 - 15862	

Electronics: **AL** (pag 407) | Accessories (pag 406) | Linear profile (pag 386)

PU_C Plus RGBW | 60+60 LED/m | topLED | 24 V DC | 19,2 W/m



	Fin	Cct		Opt
5 m - CRI 90 - 96 W DC				
C00466	**WH**	**V**	RBGW 3000 K	**DI** (Diffused)

Electronics: **AM7** (pag 407) | Accessories (pag 406) | Linear profile (pag 386)

Finishes

White

Cct

M 2700 **N** 4000
W 3000 **V** RGBW 3000

IP67

Silicone | 60 LED/m | topLED | 24 V DC | 4,8 W/m

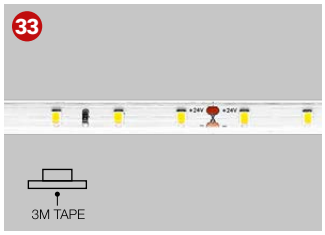

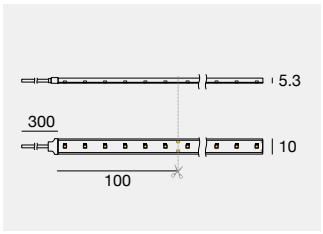

	Fin	Cct	lm S - lm D	Opt
5 m - CRI 90 - 24 W DC				
C00501	**WH**	**M**	2115 - 2115	**DI** (Diffused)
		W	2233 - 2233	
		N	2350 - 2350	

Electronics: **AL** (pag 407) | Accessories (pag 407) | Linear profile (pag 386)

Silicone | 120 LED/m | topLED | 24 V DC | 9,6 W/m

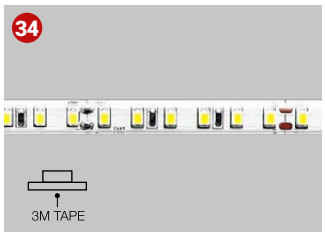

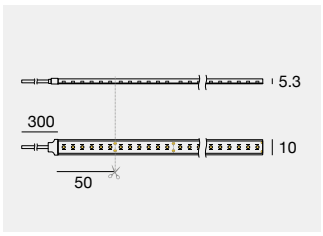

	Fin	Cct	lm S - lm D	Opt
5 m - CRI 90 - 48 W DC				
C00502	**WH**	**M**	4019 - 4019	**DI** (Diffused)
		W	4241 - 4241	
		N	4466 - 4466	

Electronics: **AL** (pag 407) | Accessories (pag 407) | Linear profile (pag 386)

Silicone | 168 LED/m | topLED | 24 V DC | 14,4 W/m

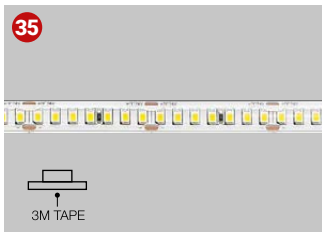

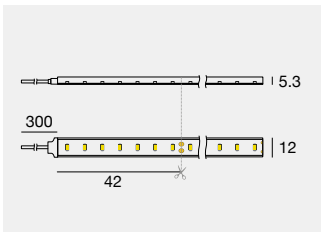

	Fin	Cct	lm S - lm D	Opt
5 m - CRI 90 - 72 W DC				
C00505	**WH**	**M**	7290 - 7290	**DI** (Diffused)
		W	7695 - 7695	
		N	8100 - 8100	

Electronics: **AL** (pag 407) | Accessories (pag 407) | Linear profile (pag 386)

Silicone | 160 LED/m | topLED | 24 V DC | 12 W/m

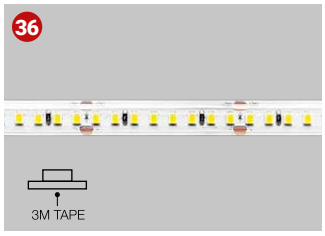

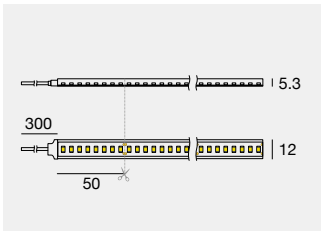

	Fin	Cct	lm S - lm D	Opt
5 m - CRI 85 - 60 W DC				
C00508	**WH**	**M**	8640 - 8640	**DI** (Diffused)
		W	9120 - 9120	
		N	9600 - 9600	

Electronics: **AL** (pag 407) | Accessories (pag 407) | Linear profile (pag 386)

Silicone | 130 LED/m | topLED | 48 V DC | 13,8 W/m

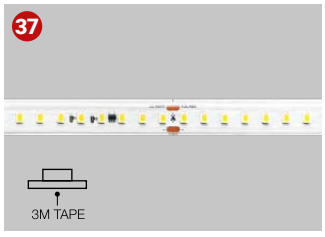

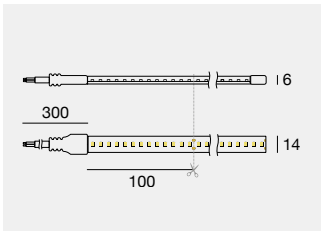

	Fin	Cct	lm S - lm D	Opt
15 m - CRI 90 - 207 W DC				
C00516	**WH**	**M**	17699 - 17699	**DI** (Diffused)
		W	18628 - 18628	
		N	19665 - 19665	

Electronics: **EK** (pag 407) | Accessories (pag 407) | Linear profile (pag 386)



Cables and connectors

Connector | Strip-strip connector 8mm



TR **83396**

connector: 2 poles
protection: IP20

suitable for: Ribbon Plus 70, 140 LED/m
Ribbon 60, 120, 160 LED/m

Connector | Cable-strip connector 8mm



TR **83397**
(cables not included)

connector: 2 poles
protection: IP20

suitable for: Ribbon Plus 70, 140 LED/m
Ribbon 60, 120, 160 LED/m

Connector | Strip-strip connector 10mm



TR **83398**

connector: 2 poles
protection: IP20

suitable for: Ribbon Pro 80,128, 136, 160 LED/m
Ribbon Plus Warm Tune - Ribbon 160 LED/m

Connector | Cable-strip connector 10mm



TR **83399**
(cables not included)

connector: 2 poles
protection: IP20

suitable for: Ribbon Pro 80,128, 136, 160 LED/m
Ribbon Plus Warm Tune - Ribbon 160 LED/m

Connector | Strip-strip connector 10mm



TR **83400**

connector: 3 poles
protection: IP20

suitable for: Ribbon Plus Dynamic White

Connector | Cable-strip connector 10mm



TR **83401**
(cables not included)

connector: 3 poles
protection: IP20

suitable for: Ribbon Plus Dynamic White

Connector | Strip-strip connector 10mm



TR **83402**

connector: 5 poles
protection: IP20

suitable for: Ribbon Plus RGBW

Connector | Cable-strip connector 10mm



TR **83403**
(cables not included)

connector: 5 poles
protection: IP20

suitable for: Ribbon Plus RGBW

Connector | Strip-strip connector 10mm



TR **C-W400001**

connector: 2 poles
protection: IP20

suitable for: Ribbon 168, 238 LED/m

Connector | Cable-strip connector 10mm



TR **C-W400002**

connector: 2 poles
protection: IP20

suitable for: Ribbon 168, 238 LED/m

Connector | Strip-strip or cable-strip connector 8mm Cob



TR **C-W400003**
(cables not included)

connector: 2 poles
protection: IP20

suitable for: Ribbon Cob

PU_C Plus | Extension cable + connector



PVC **99542**

Conn. M. 2 pin (L 0,25 m)
+ conn. F. 2 pin (L 1 m)

suitable for: PU_C Plus

PU_C Plus | Extension cable + connector



PVC **98947**

Conn. M. 5 pin (L 0,25 m)
+ conn. F. 5 pin (L 1 m)

suitable for: PU_C Plus RGBW

Finishes
TR Transparent

Accessories

PU_C Plus | Fixing kit

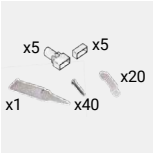

TR **98964**

1 x glue
20 x brackets
40 x M3x25 screws
10 x caps

suitable for: 5 m PU_C Plus

Silicone | Fixing kit



TR **C-V400002**

1 x glue
10 x caps

suitable for: 5 m Silicone

PU_C Plus - Silicone | Fixing brackets



TR **89223**

10 x brackets
20 x M3x25 screws

suitable for: 5 m PU_C Plus, Silicone

Electronics

AL

99374	99331	99332	83333	C-E400002
ON/OFF	ON/OFF	0/1-10V	DALI/PUSH	DALI/PUSH
75W	150W	150W	150W	240W
210 x 49 x h 25	158 x 60 x h 35	158 x 60 x h 35	188 x 68 x h 34	188 x 68 x h 34
56	70	70	77	77

AM7

C-E700002+C-W600001	99331	C-E700005	DMX	99331
Dimmer RF	CV 24V	Dimmer DMX	Controllers	CV 24V
	150 W			150 W
52 x 52 x h 26	158 x 60 x h 35		Pag. 963	158 x 60 x h 35
53	70			70

EK

99784	99785	C-E400003	Switching	83177
ON/OFF	ON/OFF	DALI/PUSH	CV 48V	Dimmer DMX
150W CV 48V	240W CV 48V	150W CV 48V		312W
219 x 63 x h 35	244 x 71 x h 38	188 x 68 x h 34	Pag. 945-946	97 x 36 x h 62
80	81	77		

Finishes

TR Transparent

RUBBER RANGE

Made in Italy

3 years warranty



Rubber_O 48V	**Rubber 3D** **Rubber 3D** 48V	**Rubber 3D** Concrete	**Rubber 3D** **RGBW** **RGBW** 48V	**Rubber 3D** **PIXEL** **RGBW**
White finish	White finish	Concrete finish	White finish	White finish
pag 414	**pag 420**	**pag 420**	**pag 420**	**pag 418**
W/m 12	**W/m** 10	**W/m** 10	**W/m** 15	**W/m** 13,2
Lm/m From 1538 to 1770	**Lm/m** From 824 to 1206	**Lm/m** 274	**Lm/m** -	**Lm/m** -
m 2,5-5-10	**m** 1-5-10	**m** 1-5-10	**m** 1-5-10	**m** 0,5-1-5
CRI 90	**CRI** 90	**CRI** 90	**CRI** 90	**CRI** 85
R9 >50	**R9** >50	**R9** -	**R9** -	**R9** >50
Cct (K) 2700-3000 4000	**Cct (K)** 2200-2700-3000 3500-4000 DW 2700→5700	**Cct (K)** 3000	**Cct (K)** RGBW	**Cct (K)** RGBW
IP 65	**IP** 67	**IP** 67	**IP** 67	**IP** 67
Opt Diffused	**Opt** Diffused	**Opt** Diffused	**Opt** Diffused	**Opt** Diffused



Rubber 3D PROtection

White finish
pag 424

W/m	10
Lm/m	From 824 to 1206
m	1-5-10
CRI	90
R9	>50
Cct (K)	2200-2700 3000-3500 4000
IP	68
Opt	Diffused

Rubber 3D PROtection RGBW

White finish
pag 424

W/m	15
Lm/m	-
m	1-5
CRI	85
R9	-
Cct (K)	RGBW
IP	68
Opt	Diffused

Rubber 3D Optics

White finish
pag 425

W/m	22
Lm/m	From 2185 to 2415
m	1-1,5-3
CRI	85
UGR	-
Cct (K)	2700-3000 4000
IP	67
Opt	20-30

Rubber 3D Optics

Black finish
pag 425

W/m	22
Lm/m	From 2185 to 2415
m	1-1,5-3
CRI	85
UGR	<19
Cct (K)	2700-3000 4000
IP	67
Opt	20-30

Rubber 2D Mini

White finish
pag 427

W/m	6
Lm/m	From 515 to 754
m	1-5-10
CRI	90
R9	>50
Cct (K)	2200-2700 3000-3500 4000
IP	67
Opt	Diffused



RUBBER_O

360° OF TOTAL BRIGHTNESS AND FLEXIBILITY.

NEW | 3D | R9 >50 | 48V

Rubber_O redefines the lighting experience. Mouldable in any direction, it offers a homogeneous 360-degree diffused light. Made with a special highly flexible material, this device allows the creation of unique and scenographic installations. Its versatility allows you to shape the light according to your creative vision, ensuring a stunning impact. With Rubber_O, form meets function to integrate into any type of project, in any type of architecture. The extraordinary ability to adapt to surfaces of any geometry and size represents a unique opportunity to create dynamic and engaging light compositions.







To express the creative potential of Rubber_O to the fullest, we have created a wide range of accessories. The great ease of installation allows scenographic compositions with wall, ceiling and suspension fixings.







Rubber_O | topLED | 48 V DC | 12 W/m



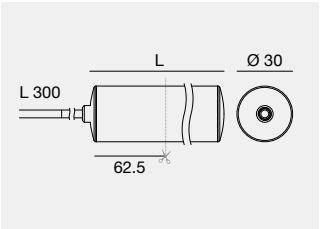

	Fin	Cct	lm S - lm D	Opt
L 2,5 m - CRI 90 - 30 W DC				
C00137	**WH**	**M**	3845 - On req	**DI** (Diffused)
		W	4135 - On req	
		N	4425 - On req	

Electronics: **EK** (pag 414) | Accessories (pag 414)

L 5 m - CRI 90 - 60 W DC				
C00138	**WH**	**M**	7690 - On req	**DI** (Diffused)
		W	8270 - On req	
		N	8850 - On req	

Electronics: **EK** (pag 414) | Accessories (pag 414)

L 10 m - CRI 90 - 120 W DC				
C00139	**WH**	**M**	15380 - On req	**DI** (Diffused)
		W	16540 - On req	
		N	17700 - On req	

Electronics: **EK** (pag 414) | Accessories (pag 414)

48V

The main characteristic that Linea Light Group introduces through the Rubber_O (48V) units is the ability to increase the usable section even on projects where significant lengths are foreseen. Thereby simplifying planning and installation.

Accessories

Rubber_O | End cap kit



WH **C-K400076** Kit 5 round Rubber_O caps Ø 30 mm

suitable for: Rubber_O

Rubber_O | End cap + cable kit



WH **C-K400077** Kit 1 round Rubber_O cap Ø 30 mm + cable 2 poles

suitable for: Rubber_O

Rubber_O | Fixing kit



TR **C-K400080** Silicone glue for sealing

suitable for: Rubber_O

Electronics

EK

99784	99785	C-E400003	Switching	83177
ON/OFF	ON/OFF	DALI/PUSH	CV 48V	Dimmer DMX
150W CV 48V	240W CV 48V	150W CV 48V		312W
219 x 63 x h 35	244 x 71 x h 38	188 x 68 x h 34	Pag. 945-946	97 x 36 x h 62
80	81	77		

Finishes

WH White
TR Transparent

Cct

M 2700 **N** 4000
W 3000


Hel

Rubber_O | Suspension accessory



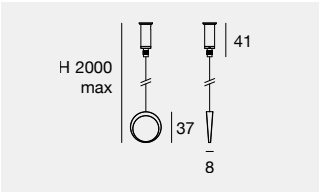

NEW

WH **C-W500001** 1 x ring + steel cable

Rubber_O | Wall clip



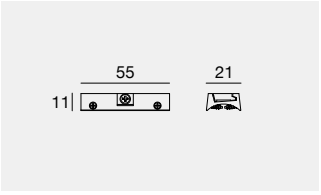

NEW

TR **C-F400005** 1 x wall clip + 3 x screws

Rubber_O | 1/2-way connector



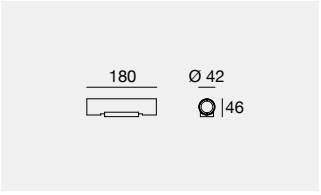

NEW

WH **C-F300001**
BB **C-F300002**

Rubber_O | 1/2-way connector + on/off driver



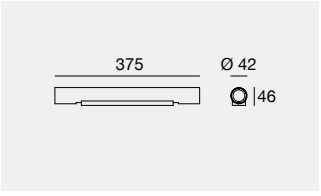

C.V. IP20 NEW

WH **C-F300003** 48 V DC - 60W max
BB **C-F300004** 48 V DC - 60W max

Rubber_O | 1/2-way connector + on/off driver



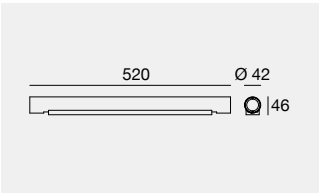

C.V. IP20 NEW

WH **C-F300009** 48 V DC - 120W max
BB **C-F300010** 48 V DC - 120W max

Rubber_O | Ceiling connector



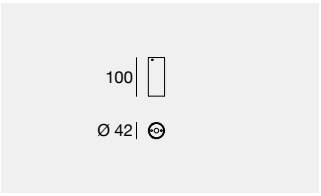

NEW

WH **C-F300005**
BB **C-F300006**

Rubber_O | Ceiling connector + on/off driver



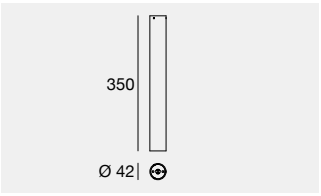

C.V. IP20 NEW

WH **C-F300007** 48 V DC - 60W max
BB **C-F300008** 48 V DC - 60W max

Finishes
WH White TR Transparent
BB Black

With Rubber_O accessories, connections become quick and easy.

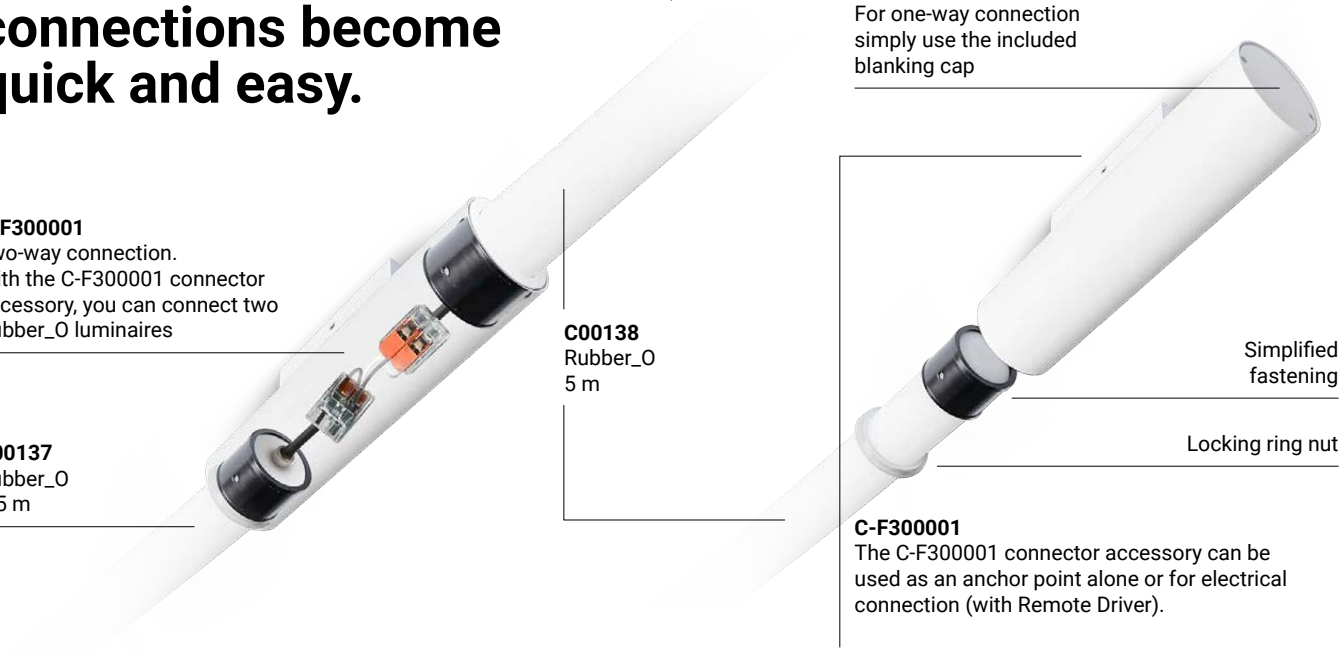

Application examples

Symmetrical or asymmetrical, concentrically converging or diverging cascades.
Discover some installation examples with Rubber_O and dedicated accessories.

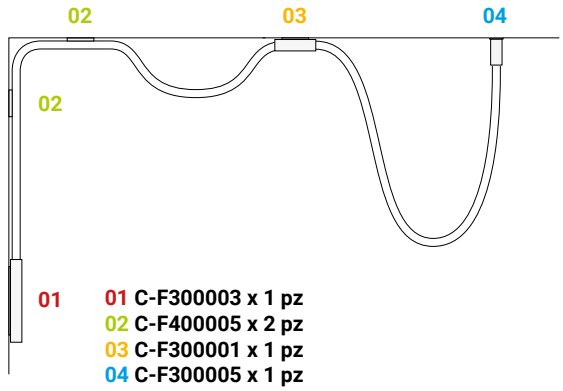

01 C-F300003 x 1 pz
02 C-F400005 x 2 pz
03 C-F300001 x 1 pz
04 C-F300005 x 1 pz

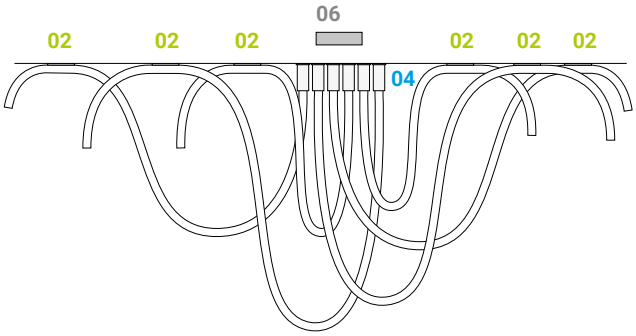

02 C-F400005 x 6 pz
04 C-F300005 x 6 pz
06 Driver remote

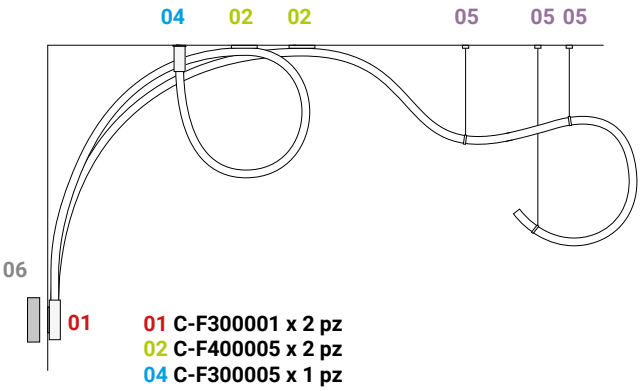

01 C-F300001 x 2 pz
02 C-F400005 x 2 pz
04 C-F300005 x 1 pz
05 C-W500001 x 3 pz
06 Driver remote

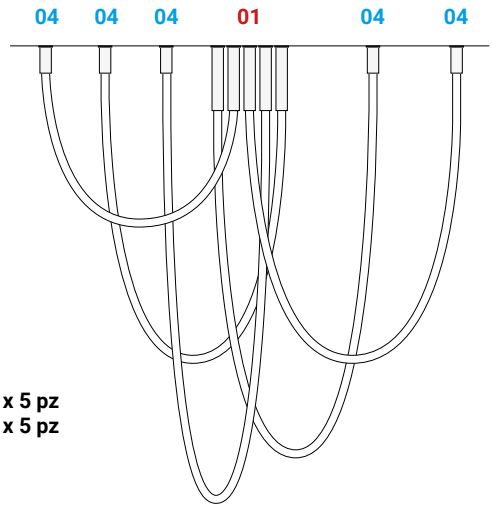

01 C-F300007 x 5 pz
04 C-F300005 x 5 pz

Rubber 3D PIXEL RGBW | LED strip | 24 V DC | 13,2 W/m



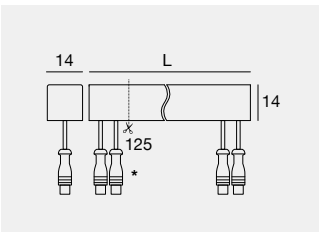

	Cct	Opt
L 0,5 m - CRI 85 - 6,6 W DC		
WH **80406**	RGBW (3000 K)	Diffused
* Two connectors for 500 mm length		
L 1 m - CRI 85 - 13,2 W DC		
WH **80407**	RGBW (3000 K)	Diffused
L 5 m - CRI 85 - 66 W DC		
WH **80408**	RGBW (3000 K)	Diffused

For power supply/control contact
Linea Light support service

Electronics: **AM11** (pag 418) | Accessories and cables (pag 418)

Accessories and cables

Cable with connector



PVC **99688** Conn. F 2x 0,25 - 2000 mm
PVC **99689** Conn. M 2x 0,25 - 2000 mm
suitable for: Rubber 3D PIXEL RGBW

Cable SPI with connector PIXEL



GG **82850** Conn. F 2x 0,5 - 2000 mm
GG **82851** Conn. M 2x 0,5 - 2000 mm
suitable for: Rubber 3D PIXEL RGBW

PIXEL Transmitter Box with SPI male cable



GG **82857**

suitable for: Rubber 3D PIXEL RGBW

PIXEL Receiver Box with SPI female cable



GG **99519**

suitable for: Rubber 3D PIXEL RGBW

T-cable with connectors



BB **83387**

suitable for: Rubber 3D PIXEL RGBW

Electronics

AM11

99786	**82852/82853**	**82856**	**99519**	**C-E700004**
ON/OFF 240W 244 x 71 x h 38 81	ARTNET/SPI Controllers	Transmitter	Receiver	Easy Pixel Controller + TLC

Finishes

WH White GG Grey
BB Black

CORSO TORINO 18
Alba (Italy)

Project: Exit light
arch. Marco Federici



Rubber 3D | V2 | LED strip | 24 V DC | 10 W/m



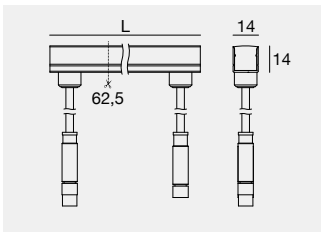

Rubber 3D | Concrete | LED strip | 24 V DC | 10 W/m



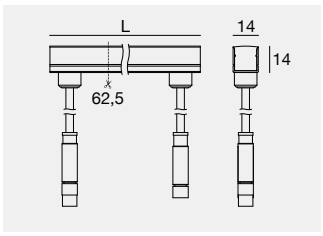

	Fin		Cct	lm S - lm D	Opt	
L 1 m - CRI 90 - 10 W DC						
C00126	**WH**		**A**	824 - On req	**DI** (Diffused)	
			M	998 - On req		
			W	1096 - On req		
			T	1158 - On req		
			N	1206 - On req		
C00126	**CC**		**W**	274 - On req		

Electronics: **AL** (pag 421) | Accessories and cables (pag 428)

L 1 m - CRI 90 - 10 W DC						
C00126	**WH**		**D**	Dynamic White 2000-6500 K	**DI**	DW

Electronics: **AM7** (pag 421) | Accessories and cables (pag 428)

L 5 m - CRI 90 - 50 W DC						
C00127	**WH**		**A**	4120 - On req	**DI** (Diffused)	
			M	4992 - On req		
			W	5482 - On req		
			T	5789 - On req		
			N	6029 - On req		
C00127	**CC**		**W**	1370 - On req		

Electronics: **AL** (pag 421) | Accessories and cables (pag 421)

L 5 m - CRI 90 - 50 W DC						
C00127	**WH**		**D**	Dynamic White 2000-6500 K	**DI**	DW

Electronics: **AM7** (pag 421) | Accessories and cables (pag 428)

L 10 m - CRI 90 - 100 W DC						
C00128	**WH**		**A**	8240 - On req	**DI** (Diffused)	
			M	9984 - On req		
			W	10963 - On req		
			T	11578 - On req		
			N	12058 - On req		
C00128	**CC**		**W**	2740 - On req		

Electronics: **AL** (pag 421) | Accessories and cables (pag 428)

Rubber 3D RGBW | V2 | LED strip | 24 V DC | 15 W/m



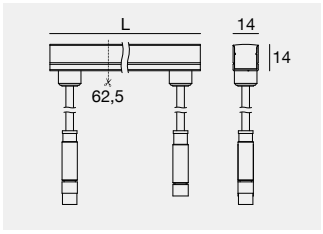

	Fin		Cct		Opt	
L 1 m - CRI 90 - 15 W DC						
C00126	**WH**		**V**	RBGW (3000 K)	**DI** (Diffused)	

L 5 m - CRI 90 - 75 W DC						
C00127	**WH**		**V**	RBGW (3000 K)	**DI**	(Diffused)

For power supply/control contact
Linea Light support service

Electronics: **AM7** (pag 421) | Accessories and cables (pag 428)

Rubber 3D | LED strip | 48 V DC | 10 W/m



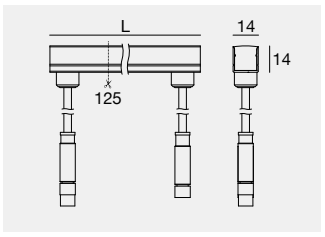

Made in Italy | C.V. | R9 >50 | IP67 | NEW | 48V

	Fin	Cct	lm S - lm D	Opt
L 1 m - CRI 90 - 10 W DC				
C00460	**WH**	**A**	858 - On req	**DI** (Diffused)
		M	1040 - On req	
		W	1142 - On req	
		T	1206 - On req	
		N	1256 - On req	

Electronics: **EK** (pag 421) | Accessories and cables (pag 428)

L 5 m - CRI 90 - 50 W DC				
C00461	**WH**	**A**	4290 - On req	**DI** (Diffused)
		M	5200 - On req	
		W	5710 - On req	
		T	6030 - On req	
		N	6280 - On req	

Electronics: **EK** (pag 421) | Accessories and cables (pag 428)

L 10 m - CRI 90 - 100 W DC				
C00462	**WH**	**A**	8580 - On req	**DI** (Diffused)
		M	10400 - On req	
		W	11420 - On req	
		T	12060 - On req	
		N	12560 - On req	

Electronics: **EK** (pag 421) | Accessories and cables (pag 428)

Rubber 3D RGBW | LED strip | 48 V DC | 15 W/m



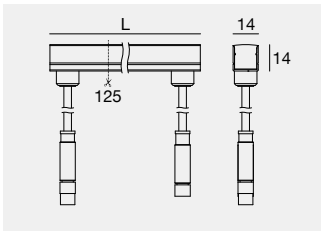

Made in Italy | C.V. | IP67 | NEW | 48V RGBW

	Fin	Cct		Opt
L 1 m - CRI 90 - 15 W DC				
C00460	**WH**	**V**	RBGW (3000 K)	**DI** (Diffused)
L 5 m - CRI 90 - 75 W DC				
C00461	**WH**	**V**	RBGW (3000 K)	**DI** (Diffused)
L 10 m - CRI 90 - 150 W DC				
C00462	**WH**	**V**	RBGW (3000 K)	**DI** (Diffused)

For power supply/control contact
Linea Light support service

Electronics: **EH** (pag 421) | Accessories and cables (pag 428)

48V

The main characteristic that Linea Light Group introduces through the Rubber 3D 48V units is the ability to increase the usable section even on projects where significant lengths are foreseen. Thereby simplifying planning and installation.

Electronics

AL

99374	**99331**	**99332**	**83333**	**C-E400002**
ON/OFF	ON/OFF	0/1-10V	DALI/PUSH	DALI/PUSH
75W	150W	150W	150W	240W
210 x 49 x h 25	158 x 60 x h 35	158 x 60 x h 35	188 x 68 x h 34	188 x 68 x h 34
IP 56	IP 70	IP 70	IP 77	IP 77

AM7

C-E700002+C-W600001	**99331**	**C-E700005**	**DMX**	**99331**
Dimmer RF	CV 24V	Dimmer DMX	Controllers	CV 24V
	150 W			150 W
52 x 52 x h 26	158 x 60 x h 35		Pag. 963	158 x 60 x h 35
IP 53	IP 70			IP 70

EH

99784	**99785**	**C-E700002+C-W600001**	**Switching**	**83178**
ON/OFF	ON/OFF	Dimmer RF	CV 48V	Dimmer DMX
150W CV 48V	240W CV 48V	CV 48V		384W
219 x 63 x h 35	244 x 71 x h 38	52 x 52 x h 26	Pag. 945-946	97 x 71 x h 62
IP 80	IP 81	IP 53		

EK

99784	**99785**	**C-E400003**	**Switching**	**83177**
ON/OFF	ON/OFF	DALI/PUSH	CV 48V	Dimmer DMX
150W CV 48V	240W CV 48V	150W CV 48V		312W
219 x 63 x h 35	244 x 71 x h 38	188 x 68 x h 34	Pag. 945-946	97 x 36 x h 62
IP 80	IP 81	IP 77		









The restyling project of the Montefeltro Office Village complex in Milan used light as a characterising element of its façades. The ability of the Rubber 3D LED strip to play with three-dimensionality has made it possible to give the building an image of robustness.

MONTEFELTRO OFFICE VILLAGE
Milan (Italy)

Project: Stefano Giubileo, Gregg Brodarick, Andrea Bianchi, Fabio Crespi

Photography:
Marco Reggi

Rubber 3D PROtection | V2 | LED strip | 24 V DC | 10 W/m



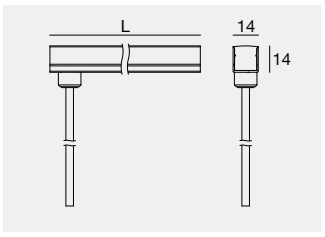

5 m | max 3 m

	Fin	Cct	lm S - lm D	Opt
L 1 m - CRI 90 - 10 W DC				
C00129	**WH**	**M**	998 - On req	**DI** (Diffused)
		W	1096 - On req	
		N	1206 - On req	

Electronics: **AL** (pag 424) | Accessories and cables (pag 428)

L 5 m - CRI 90 - 50 W DC				
C00130	**WH**	**M**	4992 - On req	**DI** (Diffused)
		W	5482 - On req	
		N	6029 - On req	

Electronics: **AL** (pag 424) | Accessories and cables (pag 428)

L 10 m - CRI 90 - 100 W DC				
C00131	**WH**	**M**	9984 - On req	**DI** (Diffused)
		W	10963 - On req	
		N	12058 - On req	

Electronics: **AL** (pag 424) | Accessories and cables (pag 428)

Rubber 3D PROtection RGBW | V2 | LED strip | 24 V DC | 15 W/m



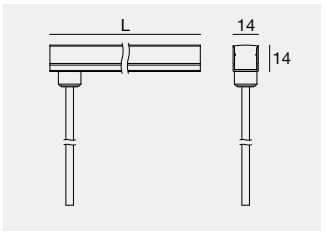

5 m | max 3 m

	Fin	Cct	Opt
L 1 m - CRI 85 - 15 W DC			
C00129	**WH**	**V** RGBW (3000 K)	**DI** (Diffused)
L 5 m - CRI 85 - 75 W DC			
C00130	**WH**	**V** RGBW (3000 K)	**DI** (Diffused)

For power supply/control contact
Linea Light support service

Electronics: **AM7** (pag 424) | Accessories and cables (pag 428)



Electronics

AL

99374	99331	99332	83333	C-E400002
ON/OFF	ON/OFF	0/1-10V	DALI/PUSH	DALI/PUSH
75W	150W	150W	150W	240W
210 x 49 x h 25	158 x 60 x h 35	158 x 60 x h 35	188 x 68 x h 34	188 x 68 x h 34
56	70	70	77	77

AM7

C-E700002+C-W600001	99331	C-E700005	DMX	99331
Dimmer RF	CV 24V	Dimmer DMX	Controllers	CV 24V
	150 W			150 W
52 x 52 x h 26	158 x 60 x h 35		Pag. 963	158 x 60 x h 35
53	70			70

Rubber 3D Optics | LED strip | 24 V DC | 22 W/m

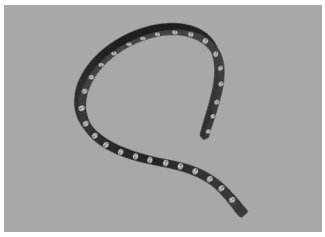

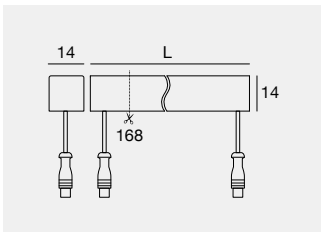

	Cct	lm S - lm D	Opt	
L 1 m - 22 W DC - CRI 85				
WH **82216**	**M**	2185 - 1867	**20**	(17° Black UGR<19)
BB **82219**	**W**	2300 - 1965	**30**	(29° Black UGR<19)
	N	2415 - 2063		
L 1,5 m - 33 W DC - CRI 85				
WH **82217**	**M**	3277 - 2785	**20**	(17° Black UGR<19)
BB **82220**	**W**	3450 - 2931	**30**	(29° Black UGR<19)
	N	3622 - 3078		
L 3 m - 66 W DC - CRI 85				
WH **82218**	**M**	6554 - 5431	**20**	(17° Black UGR<19)
BB **82221**	**W**	6900 - 5716	**30**	(29° Black UGR<19)
	N	7244 - 6001		

Electronics: **AL** (pag 425) | Accessories and cables (pag 428)





Electronics

AL

99374	**99331**	**99332**	**83333**	**C-E400002**
ON/OFF	ON/OFF	0/1-10V	DALI/PUSH	DALI/PUSH
75W	150W	150W	150W	240W
210 x 49 x h 25	158 x 60 x h 35	158 x 60 x h 35	188 x 68 x h 34	188 x 68 x h 34
56	70	70	77	77

Photometric curves of Stadium 7,8W (76078)

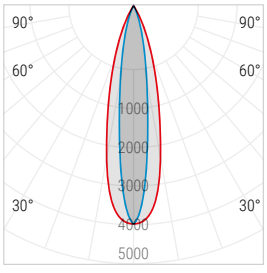

Optic 20 Spot

Photometric curves of Stadium 7,8W (76078)

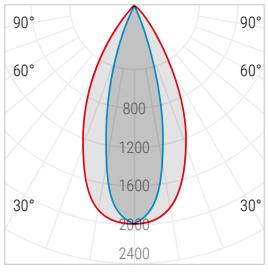

Optic 30 Flood

Finishes

WH White
BB Black

Cct

M 2700 **N** 4000
W 3000

RUBBER 2D MINI





Rubber 2D_mini

Like the standard 14 mm model, the Mini version is also an ideal solution for curves and reverse curves that demand bending on a single axis, combining flexible installation with high performance. IP67 certified, it differs from any other Rubber with its extremely reduced dimensions. Rubber 2D Mini packs in just 6mm a custom designed circuit that allows extremely high performance to be achieved with very thin light for discrete and elegant linear effects. Just like the internal electronics, the accessories, clips and profiles are also specifically designed for the minimum bulk of the strip.

Minimum curvature radius: 150 mm

Rubber 2D_mini | V2 | LED strip | 24 V DC | 6 W/m



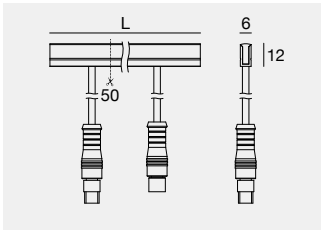

	Fin	Cct	lm S - lm D	Opt
L 1 m - CRI 90 - 6 W DC				
C00463	**WH**	**A**	515 - On req	**DI** (Diffused)
		M	624 - On req	
		W	685 - On req	
		T	724 - On req	
		N	754 - On req	

Electronics: **AL** (pag 427) | Accessories and cables (pag 428)

	Fin	Cct	lm S - lm D	Opt
L 5 m - CRI 90 - 30 W DC				
C00464	**WH**	**A**	2575 - On req	**DI** (Diffused)
		M	3120 - On req	
		W	3425 - On req	
		T	3620 - On req	
		N	3770 - On req	

Electronics: **AL** (pag 427) | Accessories and cables (pag 428)

	Fin	Cct	lm S - lm D	Opt
L 10 m - CRI 90 - 60 W DC				
C00465	**WH**	**A**	5150 - On req	**DI** (Diffused)
		M	6240 - On req	
		W	6858 - On req	
		T	7240 - On req	
		N	7540 - On req	

Electronics: **AL** (pag 427) | Accessories and cables (pag 428)



Electronics

AL

99374	**99331**	**99332**	**83333**	**C-E400002**
ON/OFF	ON/OFF	0/1-10V	DALI/PUSH	DALI/PUSH
75W	150W	150W	150W	240W
210 x 49 x h 25	158 x 60 x h 35	158 x 60 x h 35	188 x 68 x h 34	188 x 68 x h 34
56	70	70	77	77

Finishes

White

Cct

A 2200 **W** 3000 **N** 4000
M 2700 **T** 3500

Accessories: Rubber 2D Mini

Linear profile

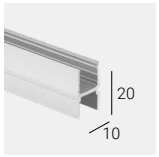

AM **82846** 1000 mm - 20 mm - 10 mm
AM **82202** 2000 mm - 20 mm - 10 mm
suitable for: Rubber 2D Mini

Clip with toothed spring



AM **82847** 50 mm - 20 mm - 10 mm
suitable for: Rubber 2D Mini

Accessories: Rubber 3D

Linear profile

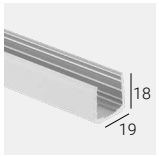

AM **99549** 1000 mm - 18 mm - 19 mm
AM **82198** 2000 mm - 18 mm - 19 mm
AK **C-K100007** 1000 mm - 18 mm - 19 mm
AK **C-K100008** 2000 mm - 18 mm - 19 mm
suitable for: Rubber 3D (Not for 3D PROtection)

Linear profile with cable run



AM **83034** 1000 mm - 39 mm - 19 mm
AM **82199** 2000 mm - 39 mm - 19 mm
AK **C-K100009** 1000 mm - 39 mm - 19 mm
AK **C-K100010** 2000 mm - 39 mm - 19 mm
suitable for: Rubber 3D (Not for 3D PROtection)

Clip with toothed spring



AM **C-F400001** 50 mm - 23 mm - 21 mm
AK **C-F400002**
suitable for: Rubber 3D (Not for 3D PROtection)

Clip with toothed spring with cable run



AM **C-F400003** 50 mm - 41 mm - 21 mm
AK **C-F400004**
suitable for: Rubber 3D (Not for 3D PROtection)

Flexible profile



IS **99541** 1045 mm - 19 mm - 16,2 mm

suitable for: Rubber 3D

Spike with bracket

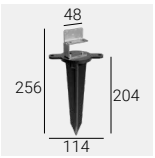

IS **83351**

suitable for: Rubber 3D (Not for 3D PROtection)

To be completed with linear profile or clip.

Tilting bracket

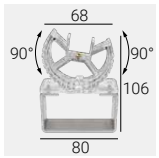

TR **83352**

suitable for: Rubber 3D (Not for 3D PROtection)

To be completed with linear profile or clip.

Rubber profile drilling template

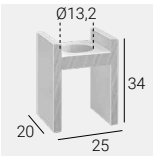

IS **C-V200005** 25 mm - 20 mm - 34 mm
hole Ø 13,2
suitable for: Linear profile Rubber 3D
Allows the passage of the cable gland

Cap kits



TR **99539** Rubber (not for Rubber_O, Rubber 2D Mini).
TR **99538** Rubber 2D Mini

Finishes

AM Anodised Aluminium
AK Anodised Black Aluminium
IS Steel
TR Transparent



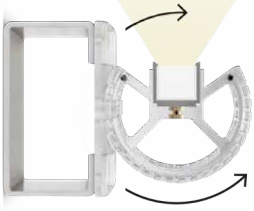

+/- 180°

Tilting bracket

It allows an accurate adjustment of +90°/-90°, ensuring maximum flexibility in directing the light according to specific needs.
To be combined with the appropriate clips or Rubber 3D linear profiles.

Spike with bracket

The spike on allows you to anchor clips and Rubber 3D linear profiles, allowing the creation of appealing lighting effects grazing the ground or engaging uplight effects.



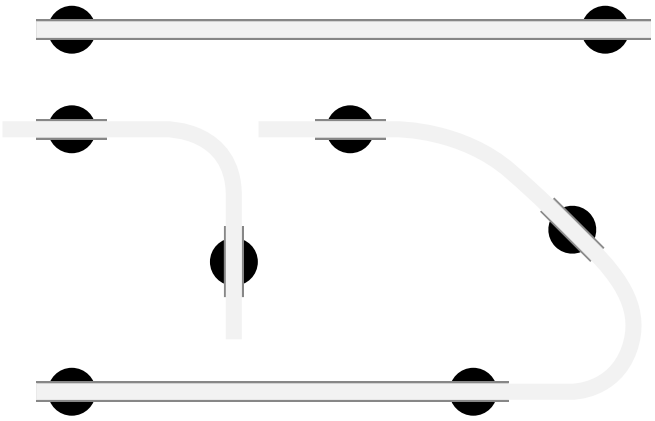

Installation examples



Grazing light installation



Uplight installation

Accessories: Rubber 3D PROtection

Linear profile



ASA **C-K100002** 1000 mm - 18 mm - 19 mm
ASA **C-K100001** 2000 mm - 18 mm - 19 mm
suitable for: Rubber 3D PROtection

Linear profile with cable run



ASA **C-K100005** 1000 mm - 39 mm - 19 mm
ASA **C-K100004** 2000 mm - 39 mm - 19 mm
suitable for: Rubber 3D PROtection

Clip

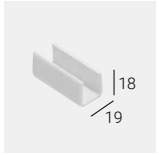

ASA **C-K100003** 50 mm - 18 mm - 19 mm

suitable for: Rubber 3D PROtection

Clip with cable run

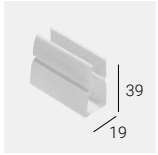

ASA **C-K100006** 50 mm - 39 mm - 19 mm

suitable for: Rubber 3D PROtection

Controcassa + pressacavo



PVC **C-C300001** 300 mm - Ø36 mm

suitable for: Rubber 3D PROtection

Rubber preparation kit



WH **99521** 1100 mm - 40 mm - 22 mm

suitable for: Rubber 3D PROtection

Rubber profile drilling template

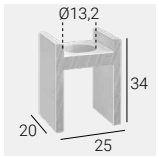

IS **C-V200005** 25 mm - 20 mm - 34 mm
hole Ø 13,2
suitable for: Linear profile Rubber 3D PROtection
Allows the passage of the cable gland

ASA: Acrylonitrile Styrene Acrylate (thermoplastic material)

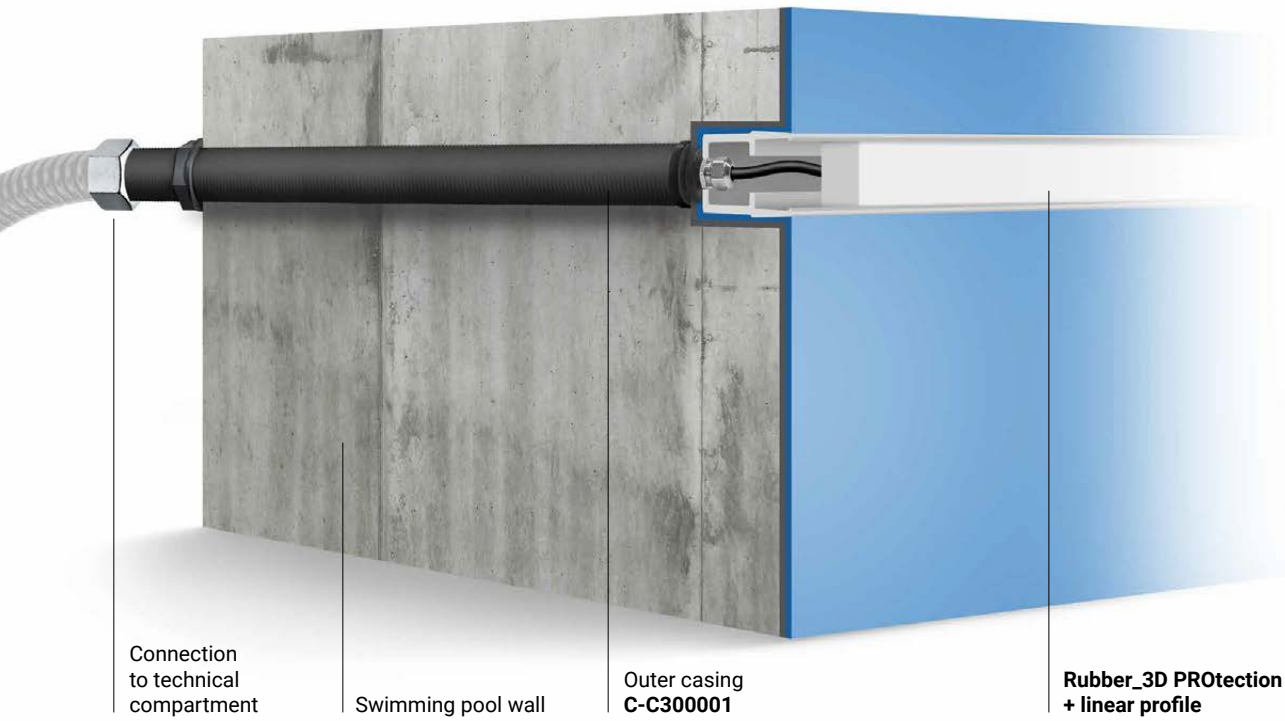

Finishes
WH White

Accessories

Connector 2 ways



PVC 98990 IP68
min. 2x0,25 max. 2x1,0 mm²

suitable for: Rubber 3D PROtection (not suitable RGBW)
Rubber 3D (not suitable RGBW) - Rubber 3D Optics

Connector



PVC 89548 IP68 with GEL
max. 4x1,5 mm2

suitable for: Rubber 3D (not suitable RGBW)
Rubber 3D PROtection (not suitable RGBW)
Rubber 3D Optics - Rubber 2D Mini

Connector 2 ways



PVC C-W300001 IP68 with GEL
max. 5x1.5 mm2

suitable for: Rubber 3D PROtectionRGBW
Rubber 3D RGBW

Double-sided tape



PVC 99520 33 m

suitable for: Rubber (not for Rubber_O)

IP68 connector



Cables

Cable with connector



PVC 99688 Conn. F 2x 0,25 - 2000 mm
PVC 99689 Conn. M 2x 0,25 - 2000 mm
suitable for: Rubber 3D Optics, Rubber 3D Pixel,
Rubber 2D Mini.

Cable with connector



PVC C-W200001 Conn. M 2x 0,5 - 2000 mm
PVC C-W200002 Conn. F 2x 0,5 - 2000 mm
suitable for: Rubber 3D, Rubber 3D concrete
(not for Rubber 3D Optics, Rubber 3D Pixel,
Rubber PROtection)

Cable SPI with connector PIXEL



GG 82850 Conn. F 2x 0,5 - 2000 mm
GG 82851 Conn. M 2x 0,5 - 2000 mm
suitable for: Rubber 3D PIXEL RGBW

Cable with connector RGB**W**



PVC C-W200005 Conn. M 5x 0,5 - 2000 mm
PVC C-W200006 Conn. F 5x 0,5 - 2000 mm

suitable for: Rubber 3D RGBW
(not for Rubber PROtection RGBW)

Cable with connector Dynamic White



PVC C-W200003 Conn. M 3x 0,5 - 2000 mm
PVC C-W200004 Conn. F 3x 0,5 - 2000 mm

suitable for: Rubber 3D Dynamic White

Cable with connector M+F



PVC C-W200007 Conn. M/F 2x 0,5 - 5000 mm

suitable for: Rubber 3D, Rubber 3D concrete
(not for Rubber 3D Optics, Rubber 3D Pixel,
Rubber PROtection)

Cable with connector M+F



PVC C-W200009 Conn. M/F 3x 0,5 - 5000 mm

suitable for: Rubber 3D Dynamic White

Cable with connector M+F



PVC C-W200011 Conn. M/F 5x 0,5 - 5000 mm

suitable for: Rubber 3D RGBW
(not for Rubber PROtection RGBW)



With high profile, integrated connection.



New miniaturised IP67 connector for Rubber 3D, made of technopolymer that guarantees greater chemical and UV resistance. (not for Rubber Optics and Rubber Pixel). The cable sizes are equivalent for both monochrome and colour-changing versions.

Finishes

TR Transparent
GG Grey



DOWN LIGHTS





PADOVA CONGRESS
Padua (Italy)

Project: Architect Kengo Kuma

Lighting Designer:
Cogevi

Photography:
TheStudio

Downlights range index

Guardian

Guardian



437

Guardian_J



437

Orma

Orma_C



444

Orma_CJ



444

Orma_QC



447

Orma_QCJ



447

GUARDIAN

Aluminium body.
Anodised aluminium flange.



Guardian | powerLED | 198-264 V AC | 7,2 W DC - 8,5 W AC



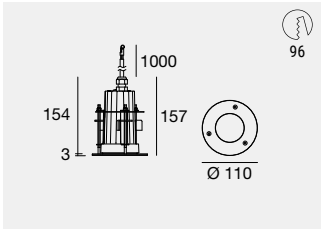

IK10 IP67

		Cct	lm S - lm D	Opt
WH **81893**		**M**	1041 - 568	**15** (17°)
BB **81916**		**W**	1087 - 592	**30** (26°)
GG **81838**		**N**	1114 - 613	**60** (51°)
				07 (Asym. Ww)
WH **81894**	HC	**M**	1041 - 453	**15** (14°)
BB **81917**	HC	**W**	1087 - 473	**30** (24°)
GG **81839**	HC	**N**	1114 - 489	**60** (42°)

Accessories: (pag 441)

Guardian_J | powerLED | 198-264 V AC | 7,2 W DC - 8,5 W AC



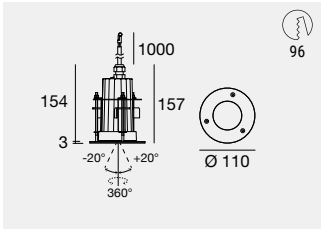

IK10 IP67

		Cct	lm S - lm D	Opt
WH **81895**		**M**	1041 - 558	**20** (20°)
BB **81918**		**W**	1087 - 565	**30** (30°)
GG **81840**		**N**	1114 - 572	**60** (60°)

Accessories: (pag 441)



White (WH)



Gray (GG)



Black (BB)

Guardian_J (7,2 W)
Which can be easily adjusted using a slotted screwdriver on the relevant screw, the optic group can be angled from -20°/+20°.





Finishes
WH White GG Grey
BB Black

Cct
M 2700 **N** 4000
W 3000

Accessories
HC Honeycomb



PADOVA CONGRESS
Padua (Italy)

Project: Architect Kengo Kuma

Lighting Designer:
Cogevi

Photography:
TheStudio

Guardian | powerLED | 220-240 V AC | 13 W DC - 15 W AC



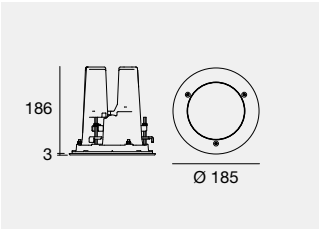

IK10 IP67 NEW

		Cct	lm S - lm D	Opt	
WH **76778**		**M**	1676 - 1325	**10** (10°)	
BB **76808**		**W**	1750 - 1380		
GG **76838**		**N**	1794 - 1421		
DALI					
WH **76787**					
BB **76817**					
GG **76847**					
WH **76779**	HC	**M**	1676 - 1054	**10** (10°)	**HONEYCOMB**
BB **76809**	HC	**W**	1750 - 1098		
GG **76839**	HC	**N**	1794 - 1131		
DALI					
WH **76788**	HC				
BB **76818**	HC				
GG **76848**	HC				
WH **76780**	DL	**M**	1676 - 887	**10** (10°)	**DARK LIGHT**
BB **76810**	DL	**W**	1750 - 925		
GG **76840**	DL	**N**	1794 - 952		
DALI					
WH **76789**	DL				
BB **76819**	DL				
GG **76849**	DL				

Accessories: (pag 441)

Guardian_J | powerLED | 220-240 V AC | 13 W DC - 15 W AC



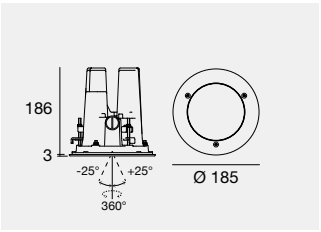

IK10 IP67 NEW

		Cct	lm S - lm D	Opt	
WH **76794**		**M**	1676 - 1289	**10** (10°)	
BB **76824**		**W**	1750 - 1344		
GG **76854**		**N**	1794 - 1383		
DALI					
WH **76800**					
BB **76830**					
GG **76860**					
WH **76795**	HC	**M**	1676 - 1098	**10** (10°)	**HONEYCOMB**
BB **76825**	HC	**W**	1750 - 1144		
GG **76855**	HC	**N**	1794 - 1178		
DALI					
WH **76801**	HC				
BB **76831**	HC				
GG **76861**	HC				

Accessories: (pag 441)

Guardian_J (13 W)
Which can be easily adjusted using a slotted screwdriver on the relevant screw, the optic group can be angled from -25°/+25°.



Finishes
WH White GG Grey
BB Black

Cct
M 2700 **N** 4000
W 3000

Accessories
HC Honeycomb
DL Darklight

Guardian | powerLED | 220-240 V AC | 16 W DC - 18 W AC



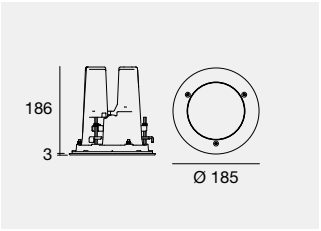

IK10 IP67 NEW

		Cct	lm S - lm D	Opt	
WH **76775**		**M**	2528 - 1718	**15** (16°)	
BB **76805**		**W**	2634 - 1790	**30** (37°)	
GG **76835**		**N**	2704 - 1671	**50** (53°)	
DALI					
WH **76784**					
BB **76814**					
GG **76844**					
WH **76776**	HC	**M**	2528 - 1275	**15** (15°)	**HONEYCOMB**
BB **76806**	HC	**W**	2634 - 1321	**30** (33°)	
GG **76836**	HC	**N**	2704 - 1368	**50** (46°)	
DALI					
WH **76785**	HC				
BB **76815**	HC				
GG **76845**	HC				
WH **76777**	DL	**M**	2528 - 916	**15** (15°)	**DARK LIGHT**
BB **76807**	DL	**W**	2634 - 954	**30** (33°)	
GG **76837**	DL	**N**	2704 - 983	**50** (42°)	
DALI					
WH **76786**	DL				
BB **76816**	DL				
GG **76846**	DL				

Accessories: (pag 441)

Guardian_J | powerLED | 220-240 V AC | 16 W DC - 18 W AC



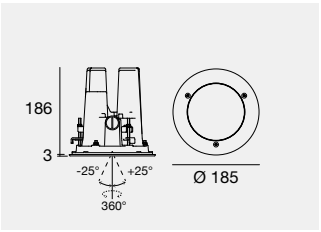

IK10 IP67 NEW

		Cct	lm S - lm D	Opt	
WH **76792**		**M**	2528 - 1633	**15** (16°)	
BB **76822**		**W**	2634 - 1702	**30** (37°)	
GG **76852**		**N**	2704 - 1753	**50** (52°)	
DALI					
WH **76798**					
BB **76828**					
GG **76858**					
WH **76793**	HC	**M**	2528 - 1162	**15** (15°)	**HONEYCOMB**
BB **76823**	HC	**W**	2634 - 1210	**30** (32°)	
GG **76853**	HC	**N**	2704 - 1246	**50** (45°)	
DALI					
WH **76799**	HC				
BB **76829**	HC				
GG **76859**	HC				

Accessories: (pag 441)

Guardian_J (16 W / 23 W)
Which can be easily adjusted using a slotted screwdriver on the relevant screw, the optic group can be angled from -25°/+25°.



Guardian | powerLED | 220-240 V AC | 23 W DC - 25 W AC



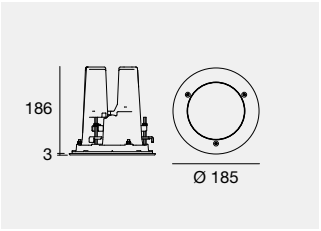

IK10 IP67 NEW

		Cct	lm S - lm D	Opt	
WH **76772**		**M**	3682 - 2399	**15** (16°)	
BB **76802**		**W**	3837 - 2499	**30** (37°)	
GG **76832**		**N**	3939 - 2574	**50** (53°)	
DALI					
WH **76781**					
BB **76811**					
GG **76841**					
WH **76773**	HC	**M**	3682 - 1781	**15** (15°)	**HONEYCOMB**
BB **76803**	HC	**W**	3837 - 1856	**30** (33°)	
GG **76833**	HC	**N**	3939 - 1911	**50** (46°)	
DALI					
WH **76782**	HC				
BB **76812**	HC				
GG **76842**	HC				
WH **76774**	DL	**M**	3682 - 1279	**15** (15°)	**DARK LIGHT**
BB **76804**	DL	**W**	3837 - 1332	**30** (33°)	
GG **76834**	DL	**N**	3939 - 1372	**50** (42°)	
DALI					
WH **76783**	DL				
BB **76813**	DL				
GG **76843**	DL				

Accessories: (pag 441)

Guardian_J | powerLED | 220-240 V AC | 23 W DC - 25 W AC



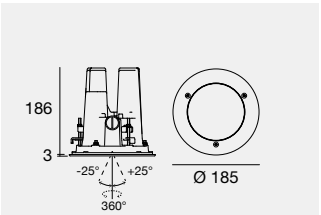

IK10 IP67 NEW

		Cct	lm S - lm D	Opt	
WH **76790**		**M**	3682 - 2282	**15** (16°)	
BB **76820**		**W**	3837 - 2377	**30** (37°)	
GG **76850**		**N**	3939 - 2449	**50** (52°)	
DALI					
WH **76796**					
BB **76826**					
GG **76856**					
WH **76791**	HC	**M**	3682 - 1622	**15** (15°)	**HONEYCOMB**
BB **76821**	HC	**W**	3837 - 1689	**30** (32°)	
GG **76851**	HC	**N**	3939 - 1741	**50** (45°)	
DALI					
WH **76797**	HC				
BB **76827**	HC				
GG **76857**	HC				

Accessories: (pag 441)

Recessed casings

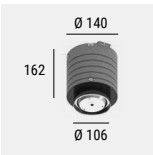

PVC **99673** Recessed casing for brick or concrete-mounted installation

suitable for: Guardian 7,2W - Guardian_J 7,2W

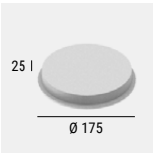

PVC **83331** Template for cementing in polystyrene foam

suitable for: Guardian 13W - 16W - 23W
Guardian_J 13W - 16W - 23W



PVC **83328** Recessed casing for brick or concrete-mounted installation

suitable for: Guardian 13W - 16W - 23W
Guardian_J 13W - 16W - 23W

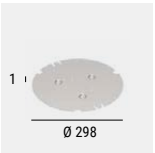

PVC **83330** Case back for outer casing closure 83328

suitable for: Guardian 13W - 16W - 23W
Guardian_J 13W - 16W - 23W



ORMA

Aluminium body.
AISI 316L stainless steel flange.

ORMA ROUND OR SQUARE:
FREE TO CHOOSE.

IP68 IK10



Small overall dimensions

A small-footprint downlight, from 46 to barely 66 mm, with a small flange and Optics designed to fit inside the body. This smart solution makes the product easier to install.

Breadth of range

A complete family, with various lighting solutions to choose from: Spot, Flood, Medium Flood, Elliptic Spot optics. Two shapes and three sizes, with constant current or constant voltage versions. Finally, the range of Orma downlights includes the _J tilting versions, which can be easily adjusted by acting with a slotted screwdriver on the appropriate screw, without having to open the lamp body.



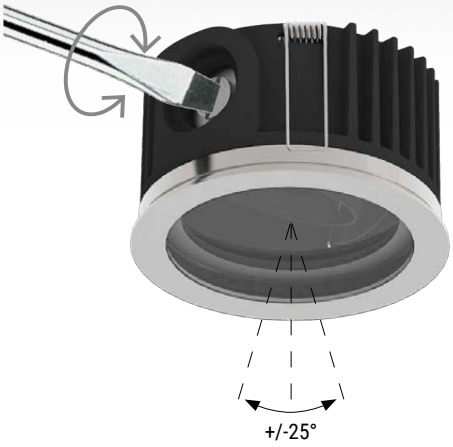

Visual comfort

Depending on how the light is positioned, its beam can be optimised using the appropriate accessory. The honeycomb filter screens secondary light and reduces direct glare, while maintaining the same high and diffuse quality.
If the light is installed in a grazing position and you wish to light only part of the wall, you can use the darklight filter to section part of the beam and prevent direct glare even close to the source.



Orma standard | Orma + honeycomb | Orma + darklight

Orma family

Orma_I _Q	Orma_F _QF	Orma_AB _IB	Orma_I _Q
			
767	752	793	659

Orma_C | powerLED



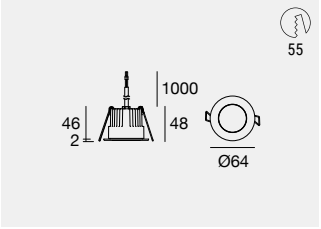

C.V. version with converter integrated in the lamp body

	Cct	Im S - Im D	Opt	
C.C. - 350 mA - 4W DC				
SA **81223**	**M**	490 - 270	**15**	(22°)
	W	490 - 270	**30**	(29°)
	N	529 - 292	**60**	(49°)
			25	(16°x 39°)
C.C. - 350 mA - 4W DC				**HONEYCOMB**
SA **81224** HC	**M**	490 - 186	**15**	(20°)
	W	490 - 186	**30**	(25°)
	N	529 - 201	**60**	(37°)
C.C. - 350 mA - 4W DC				**DARK LIGHT**
SA **81225** DL	**M**	490 - 193	**15**	(22°)
	W	490 - 193	**30**	(30°)
	N	529 - 208	**60**	(55°)

Electronics: **BE** (pag 448) | Recessed casings: (pag 448)

	Cct	Im S - Im D	Opt	
C.V. - 24 V DC - 5W DC				
SA **81226**	**M**	490 - 270	**15**	(22°)
	W	490 - 270	**30**	(29°)
	N	529 - 292	**60**	(49°)
			25	(16°x 39°)
C.V. - 24 V DC - 5W DC				**HONEYCOMB**
SA **81227** HC	**M**	490 - 186	**15**	(20°)
	W	490 - 186	**30**	(25°)
	N	529 - 201	**60**	(37°)
C.V. - 24 V DC - 5W DC				**DARK LIGHT**
SA **81228** DL	**M**	490 - 193	**15**	(22°)
	W	490 - 193	**30**	(30°)
	N	529 - 208	**60**	(55°)

Electronics: **DB** (pag 448) | Recessed casings: (pag 448)

Orma_CJ | powerLED



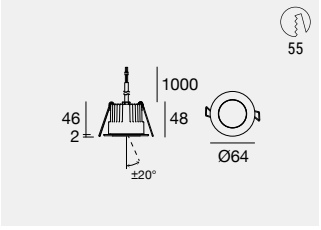

C.V. version with converter integrated in the lamp body

	Cct	Im S - Im D	Opt	
C.C. - 350 mA - 4W DC				
SA **81241**	**M**	490 - 270	**15**	(22°)
	W	490 - 270	**30**	(29°)
	N	529 - 292	**60**	(49°)

Electronics: **BE** (pag 448) | Recessed casings: (pag 448)

	Cct	Im S - Im D	Opt	
C.V. - 24 V DC - 5W DC				
SA **81242**	**M**	490 - 270	**15**	(22°)
	W	490 - 270	**30**	(29°)
	N	529 - 292	**60**	(49°)

Electronics: **DB** (pag 448) | Recessed casings: (pag 448)

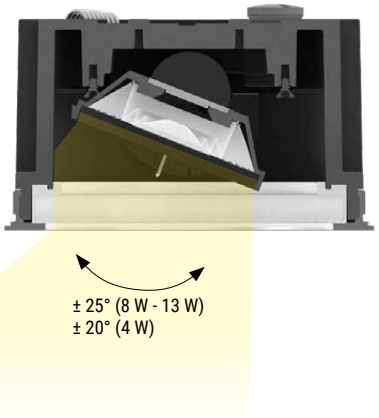

CJ tilting versions

Orma_C | arrayLED



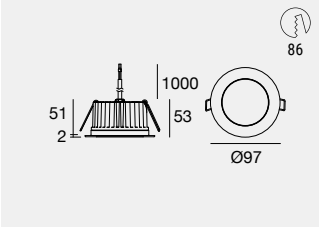

C.V. version with converter integrated in the lamp body

		Cct	Im S - Im D	Opt	
C.C. - 220 mA - 8W DC					
SA **81229**		**M**	1132 - 903	**15**	(15°)
		W	1182 - 943	**30**	(32°)
		N	1212 - 967	**60**	(61°)
C.C. - 220 mA - 8W DC					**HONEYCOMB**
SA **81230**	HC	**M**	1132 - 644	**15**	(15°)
		W	1182 - 673	**30**	(27°)
		N	1212 - 690	**60**	(49°)
C.C. - 220 mA - 8W DC					**DARK LIGHT**
SA **81231**	DL	**M**	1132 - 598	**15**	(16°)
		W	1182 - 624	**30**	(29°)
		N	1212 - 640	**60**	(53°)

Electronics: **BF** (pag 448) | Recessed casings: (pag 448)

		Cct	Im S - Im D	Opt	
C.V. - 24 V DC - 9W DC					
SA **81232**		**M**	1265 - 998	**15**	(15°)
		W	1320 - 1041	**30**	(32°)
		N	1354 - 1068	**60**	(61°)
C.V. - 24 V DC - 9W DC					**HONEYCOMB**
SA **81233**	HC	**M**	1265 - 719	**15**	(15°)
		W	1320 - 750	**30**	(27°)
		N	1354 - 769	**60**	(49°)
C.V. - 24 V DC - 9W DC					**DARK LIGHT**
SA **81234**	DL	**M**	1265 - 668	**15**	(16°)
		W	1320 - 697	**30**	(29°)
		N	1354 - 715	**60**	(53°)

Electronics: **DC** (pag 448) | Recessed casings: (pag 448)

Orma_CJ | arrayLED



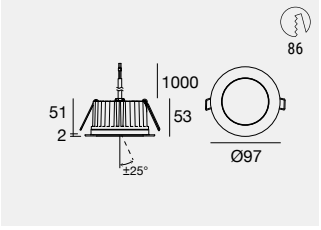

C.V. version with converter integrated in the lamp body

		Cct	Im S - Im D	Opt	
C.C. - 220 mA - 8W DC					
SA **81243**		**M**	1132 - 903	**15**	(15°)
		W	1182 - 943	**30**	(32°)
		N	1212 - 967	**60**	(61°)
C.C. - 220 mA - 8W DC					**HONEYCOMB**
SA **82452**	HC	**M**	1132 - 644	**15**	(15°)
		W	1182 - 673	**30**	(27°)
		N	1212 - 690	**60**	(49°)

Electronics: **BF** (pag 448) | Recessed casings: (pag 448)

		Cct	Im S - Im D	Opt	
C.V. - 24 V DC - 9W DC					
SA **81244**		**M**	1265 - 998	**15**	(15°)
		W	1320 - 1041	**30**	(32°)
		N	1354 - 1068	**60**	(61°)
C.V. - 24 V DC - 9W DC					**HONEYCOMB**
SA **82453**	HC	**M**	1265 - 719	**15**	(15°)
		W	1320 - 750	**30**	(27°)
		N	1354 - 769	**60**	(49°)

Electronics: **DC** (pag 448) | Recessed casings: (pag 448)

Orma_C | arrayLED



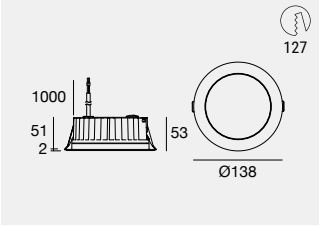

C.V. version with converter integrated in the lamp body

		Cct	lm S - lm D	Opt	
C.C. - 350 mA - 12W DC					
SA **81235**		**M**	2015 - 1612	**15**	(14°)
		W	2100 - 1680	**30**	(31°)
		N	2156 - 1725	**60**	(61°)
C.C. - 350 mA - 12W DC					**HONEYCOMB**
SA **81236**	HC	**M**	2015 - 1147	**15**	(13°)
		W	2100 - 1195	**30**	(28°)
		N	2156 - 1227	**60**	(49°)
C.C. - 350 mA - 12W DC					**DARK LIGHT**
SA **81237**	DL	**M**	2015 - 1280	**15**	(14°)
		W	2100 - 1333	**30**	(29°)
		N	2156 - 1369	**60**	(52°)

Electronics: **BG** (pag 448) | Recessed casings: (pag 448)

C.V. - 24 V DC - 13 W DC					
SA **81238**		**M**	1876 - 1501	**15**	(14°)
		W	1959 - 1567	**30**	(31°)
		N	2010 - 1608	**60**	(61°)
C.V. - 24 V DC - 13 W DC					**HONEYCOMB**
SA **81239**	HC	**M**	1876 - 1067	**15**	(13°)
		W	1959 - 1115	**30**	(28°)
		N	2010 - 1144	**60**	(49°)
C.V. - 24 V DC - 13 W DC					**DARK LIGHT**
SA **81240**	DL	**M**	1876 - 1191	**15**	(14°)
		W	1959 - 1115	**30**	(29°)
		N	2010 - 1276	**60**	(52°)

Electronics: **DD** (pag 448) | Recessed casings: (pag 448)

Orma_CJ | arrayLED



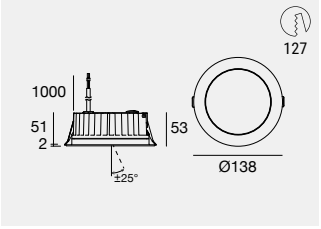

C.V. version with converter integrated in the lamp body

		Cct	lm S - lm D	Opt	
C.C. - 350 mA - 12W DC					
SA **81245**		**M**	2015 - 1612	**15**	(22°)
		W	2100 - 1680	**30**	(34°)
		N	2156 - 1725	**60**	(61°)
C.C. - 350 mA - 12W DC					**HONEYCOMB**
SA **82454**	HC	**M**	2015 - 1147	**15**	(20°)
		W	2100 - 1195	**30**	(27°)
		N	2156 - 1227	**60**	(48°)

Electronics: **BG** (pag 448) | Recessed casings: (pag 448)

C.V. - 24 V DC - 13 W DC					
SA **81246**		**M**	1876 - 1501	**15**	(22°)
		W	1959 - 1567	**30**	(34°)
		N	2010 - 1608	**60**	(61°)
C.V. - 24 V DC - 13 W DC					**HONEYCOMB**
SA **82455**	HC	**M**	1876 - 1067	**15**	(20°)
		W	1959 - 1115	**30**	(27°)
		N	2010 - 1144	**60**	(48°)

Electronics: **DD** (pag 448) | Recessed casings: (pag 448)

Orma_C | arrayLED - DIRECT | 220-240 V AC | 7 W AC



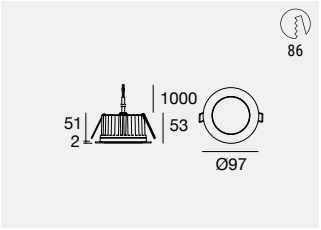

		Cct	lm S - lm D	Opt	
SA **76180**		**W**	865 - 560	**15**	(18°)
		N	870 - 560	**30**	(33°)
				60	(56°)

Accessories: (pag 448)

Orma_C | arrayLED - DIRECT | 220-240 V AC | 11,5 W AC



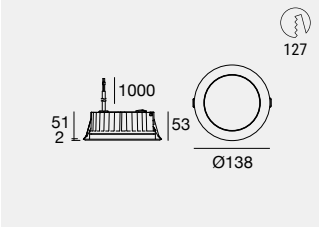

IP68 IK10

	Cct	lm S - lm D	Opt
SA **76181**	**W**	1267 - 821	**15** (17°)
	N	1316 - 854	**30** (25°)
			60 (53°)

Accessories: (pag 448)

Orma_QC | powerLED



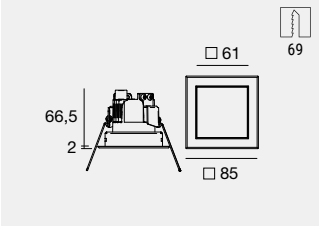

III IP68 IK10 NEW

	Fin	Cct	lm S - lm D	Opt
C.C. - 350 mA - 4 W DC				
C00351	**SA**	**M**	596 - On req	**SP** (10°÷ 19°)
C00352 HC		**W**	624 - On req	**ML** (30°÷ 39°)
C00353 DL		**N**	660 - On req	**WF** (50°÷ 70°)
				ES *(10°÷ 19°x 41°÷ 60°)
C.V. - 24 V DC - 5 W DC				
C00354	**SA**	**M**	596 - On req	**SP** (10°÷ 19°)
C00355 HC		**W**	624 - On req	**ML** (30°÷ 39°)
C00356 DL		**N**	660 - On req	**WF** (50°÷ 70°)
				ES *(10°÷ 19°x 41°÷ 60°)

* optics not available in the version with Dark light (DL)

Electronics: C.C. **BE** - C.V. **DB** (pag 448) | Recessed casings: (pag 448)

Orma_QCJ | powerLED



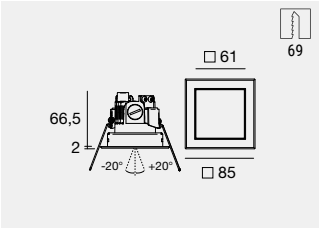

III IP68 IK10 NEW

	Fin	Cct	lm S - lm D	Opt
C.C. - 350mA - 4 W DC				
C00357	**SA**	**M**	596 - On req	**SP** (10°÷ 19°)
C00358 HC		**W**	624 - On req	**ML** (30°÷ 39°)
		N	660 - On req	**WF** (50°÷ 70°)
C.V. - 24 V DC - 5 W DC				
C00359	**SA**	**M**	596 - On req	**SP** (10°÷ 19°)
C00360 HC		**W**	624 - On req	**ML** (30°÷ 39°)
		N	660 - On req	**WF** (50°÷ 70°)

Electronics: C.C. **BE** - C.V. **DB** (pag 448) | Recessed casings: (pag 448)

Orma_QC | arrayLED



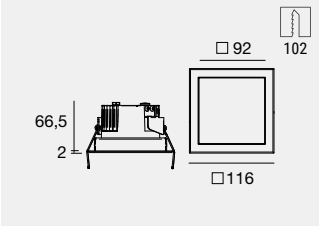

III IP68 IK10 NEW

	Fin	Cct	lm S - lm D	Opt
C.C. - 220 mA - 8 W DC				
C00361	**SA**	**M**	1132 - On req	**SP** (10°÷ 19°)
C00362 HC		**W**	1182 - On req	**ML** (30°÷ 39°)
C00363 DL		**N**	1212 - On req	**WF** (50°÷ 70°)
C.V. - 24 V DC - 9 W DC				
C00364	**SA**	**M**	1256 - On req	**SP** (10°÷ 19°)
C00365 HC		**W**	1320 - On req	**ML** (30°÷ 39°)
C00366 DL		**N**	1354 - On req	**WF** (50°÷ 70°)

Electronics: C.C. **BF** - C.V. **DC** (pag 448) | Recessed casings: (pag 448)

Orma_QCJ | arrayLED



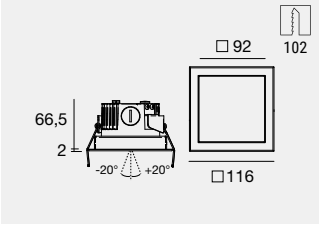

III IP68 IK10 NEW

	Fin	Cct	lm S - lm D	Opt
C.C. - 220 mA - 8 W DC				
C00367	**SA**	**M**	1132 - On req	**SP** (10°÷ 19°)
C00368 HC		**W**	1182 - On req	**ML** (30°÷ 39°)
		N	1212 - On req	**WF** (50°÷ 70°)
C.V. - 24 V DC - 9 W DC				
C00369	**SA**	**M**	1256 - On req	**SP** (10°÷ 19°)
C00370 HC		**W**	1320 - On req	**ML** (30°÷ 39°)
		N	1354 - On req	**WF** (50°÷ 70°)

Electronics: C.C. **BF** - C.V. **DC** (pag 448) | Recessed casings: (pag 448)

Electronics

BE

89421	C-E200006	C-E200004
ON/OFF 1 art. 74 x 65 x h 27	ON/OFF 2 - 3 art. 135 x 26 x h 26 35	DALI/PUSH 2 - 3 art. 125 x 45 x h 30 55

BF

99342	C-E200005
ON/OFF 1 art. 100 x 80 x h 31	DALI/PUSH 1 art. 125 x 45 x h 30 55

BG

99183	C-E200004
ON/OFF 1 art. 100 x 80 x h 31	DALI/PUSH 1 art. 125 x 45 x h 30 55

DB

89488	89179	89359	99660	C-E500023	+ driver 24V DC	
ON/OFF 1 - 7 art. 80 x 100 x h 31	ON/OFF 1 - 12 art. 92 x 117 x h 38	ON/OFF 1 - 24 art. 115 x 140 x h 50	Dimmer DALI - 0/1-10V 149 x 37 x h 31 48	Dimmer DALI/PUSH 0/1-10V 80 x 40 x h 25 48	99331 150W 1-27 art. 70	99786 240W 1-42 art. 81

DC

89179	89359	99331	99660	C-E500023	+ driver 24V DC	
ON/OFF 1 - 2 art. 92 x 117 x h 38	ON/OFF 1 - 5 art. 115 x 140 x h 50	ON/OFF 1 - 15 art. 158 x 60 x h 35	Dimmer DALI - 0/1-10V 149 x 37 x h 31 48	Dimmer DALI/PUSH 0/1-10V 80 x 40 x h 25 48	99331 150W 1-15 art. 70	99786 240W 1-24 art. 81

DD

89179	89359	99331	99660	C-E500023	+ driver 24V DC	
ON/OFF 1 art. 92 x 117 x h 38	ON/OFF 1 - 3 art. 115 x 140 x h 50	ON/OFF 1 - 10 art. 158 x 60 x h 35	Dimmer DALI - 0/1-10V 149 x 37 x h 31 48	Dimmer DALI/PUSH 0/1-10V 80 x 40 x h 25 48	99331 150W 1-10 art. 70	99786 240W 1-16 art. 81

Recessed casing



PVC **89373** Recessed casing for brickwork

suitable for: Orma_C Ø64 / Orma_CJ Ø64
Orma_C Ø97 / Orma_CJ Ø97



PVC **89374** Recessed casing for brickwork

suitable for: Orma_C Ø64 / Orma_CJ Ø64
Orma_C Ø97 / Orma_CJ Ø97



PVC **99749** Recessed casing (to be completed with universal grille **99750**)

suitable for: Orma_C Ø138 / Orma_CJ Ø138



PVC **99750** Universal grille for recessed light casing **99749**

suitable for: Orma_C Ø138 / Orma_CJ Ø138

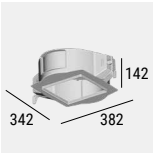

PVC **C-C100016** Recessed casing for brickwork to be completed with accessory **C-C100015**

suitable for: Orma_QC L85-116 / Orma_QCJ L85-116



PVC **C-C100017** Recessed casing for brickwork to be completed with accessory **C-C100015**

suitable for: Orma_QC L85-116 / Orma_QCJ L85-116



PVC **C-C100015** Universal grid for outer casing **C-C100016 - C-C100017**

suitable for: Orma_QC L85-116 / Orma_QCJ L85-116






PRO
JECTORS

H-FARM - Tenuta Ca' Tron
Roncade - Treviso (Italy)

Project:
Studio Zanon Architetti Associati

Photography:
TheStudio



Projectors range index

Eyelet65

Eyelet65_R
NEW

455

Eyelet65_Q
NEW

455

Periskop

Periskop45

460

Periskop60

460

Periskop80
NEW

462

Periskop110
NEW

463

Periskop160
NEW

464

Shaker

Shaker
NEW

469

Gardener

Gardener

472

Gardener RGBW

473

Clark316

Clark316
NEW

476

Clivo

Clivo

479

Clivo_2

479

Clivo_SL

479

Iris67

Iris67

481

Iris67 Elliptic

482

Vuelta

Vuelta_Y

485

Prolamp

Prolamp

487, 488

Biglamp

Biglamp

491

Biglamp Pro

492

EYELET65

Aluminium body.



Eyelet65_R | V2 | powerLED | 630 mA | 2 W DC



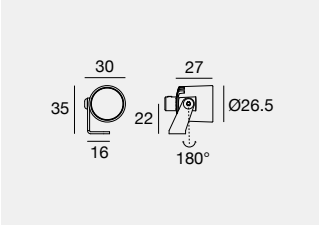

	Cct	Im S - Im D	Opt
WH 77028	M	219 - 151	15 (24°)
BB 77029	W	233 - 171	30 (29°)
GG 77030	N	249 - 183	60 (54°)
GR 77602			

Electronics: **BD** (pag 455) | Accessories: (pag 455)

Eyelet65_Q | V2 | powerLED | 630 mA | 2 W DC



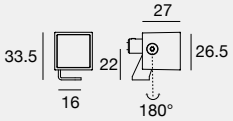

	Cct	Im S - Im D	Opt
WH 77031	M	219 - 151	15 (24°)
BB 77032	W	233 - 171	30 (29°)
GG 77033	N	249 - 183	60 (54°)
GR 77603			

Electronics: **BD** (pag 455) | Accessories: (pag 455)



Scale 1:1

Electronics

BD

89420	C-E200008	99186	C-E200002
ON/OFF	ON/OFF	ON/OFF	DALI/PUSH
1 - 2 art.	3 - 6 art.	6 - 12 art.	5 - 12 art.
74 x 65 x h 27	135 x 26 x h 26	117 x 92 x h 38	125 x 45 x h 30
	35		55

Accessories

IS **98624** Steel peg Ø10x160 mm
IS **C-F500002** Steel peg Ø10x700 mm
IS **C-F500003** Steel peg Ø10x1000 mm
suitable for: Eyelet65_R - Eyelet65_Q

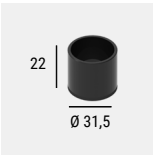

PVC **83359** Snoot
suitable for: Eyelet65_R



IS **98669** Steel peg 101 mm
suitable for: Eyelet65_R - Eyelet65_Q

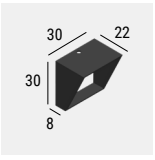

PVC **W-U300001** Snoot
suitable for: Eyelet65_Q

PERISKOP

Aluminium body.
Extra-clear tempered
glass diffuser.



A NEW OPTICS GROUP

The new Periskop frame is made of die-cast aluminum with epoxy powder coated finish: white, black, grey, dark brown and green; the front is characterised by clear tempered glass with a black screen-printed edge; inside we find a new optics group with beam angles: Hyper Spot, Ultra Spot, Spot, Flood, Medium Flood, Wide Flood, Elliptic.
The anti-glare accessories help further reduce the glare for significantly enhanced visual comfort.



☐ **45** ☐ **60** ☐ **80** ☐ **100** ☐ **160**

PERISKOP**45** (4,5W-6W)



08 Spot (11°)
15 Spot (14°)
30 Flood (28°)
60 W.Flood (50°)

PERISKOP**60** (6W-6,7W)



10 Spot (11°)
15 Spot (16°)
30 M.Flood (32°)
45 M.Flood (39°)

PERISKOP**80** (2W-9,5W)



HS Hyper Spot (1°-3°)
US Ultra Spot (4°-6°)
SP Spot (15°)
ML M.Flood (38°)
WF W.Flood (50°)
1S Elliptic Spot (15°x41°)
OH Elliptic M.W.Flood (41°x15°)
EM Elliptic M.Flood (33°x43°)
1H Elliptic M.W.Flood (43°x33°)

PERISKOP**100** (8,4W-18W)



HS Hyper Spot (1°-3°)
US Ultra Spot (4°-6°)
SP Spot (15°)
ML M.Flood (37°)
WF W.Flood (52°)
1S Elliptic Spot (16°x40°)
OH Elliptic M.W.Flood (40°x16°)
EM Elliptic M.Flood (33°x42°)
1H Elliptic M.W.Flood (42°x33°)

PERISKOP**160** (19W-44W)



HS Hyper Spot (1°-3°)
US Ultra Spot (4°-6°)
FL Flood (23°)
ML M.Flood (38°)
WF W.Flood (55°)
EF Elliptic Flood (23°x42°)
1H Elliptic M.W.Flood (42°x23°)









HD8 HOTEL
Milan (Italy)

Project: arch. Marco Guido Savorelli,
arch. Daniela Bernabei - Sa Architecture

Photography:
Marco Reggi

Periskop45 | powerLED



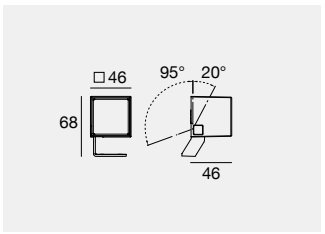

IK05 IP66

	Cct	lm S - lm D	Opt
500 mA - 6 W DC			
WH **90519**	**M**	659 - 396	**15** (14°)
BB **90520**	**W**	659 - 396	**30** (28°)
GG **90521**	**N**	711 - 427	**60** (50°)
DB **90522**			
GR **77604**			

Electronics: **BO** (pag 466) | Accessories: (pag 466-467)

Periskop45 | powerLED



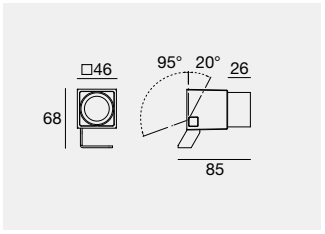

IK05 IP66

	Cct	lm S - lm D	Opt
500 mA - 6 W DC			
WH **81788**	**M**	659 - 487	**08** (11°)
BB **81789**	**W**	659 - 487	
GG **81790**	**N**	711 - 524	
DB **81791**			
GR **77605**			

Electronics: **BO** (pag 466) | Accessories: (pag 466-467)

Periskop45 RGB | powerLED



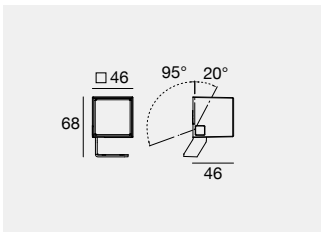

C.C. IK05 IP66

	Cct		Opt
500 mA - 4,5 W DC			
WH **95068**	**Z**	RGB	**15** (14°)
BB **95126**			**60** (50°)
GG **95141**			
DB **95330**			
GR **77606**			

Electronics: **CE** (pag 466) | Accessories: (pag 466-467)

Periskop60 | powerLED



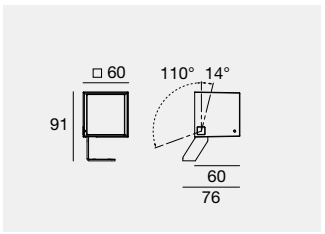

IK05 IP66 ID

	Cct	lm S - lm D	Opt
180-264 V AC - 6,7 W DC - 8,7 W AC			
WH **84233**	**M**	849 - 632	**15** (16°)
BB **84234**	**W**	886 - 660	**30** (32°)
GG **84235**	**N**	935 - 696	**45** (40°)
DB **84236**			
GR **77607**			

Accessories: (pag 466-467)

Periskop60 | powerLED



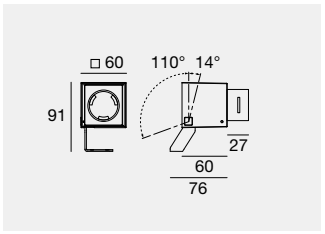

IK08 IP66 ID

	Cct	lm S - lm D	Opt
180-264 V AC - 6 W DC - 7,5 W AC			
WH **84237**	**M**	659 - 468	**10** (11°)
BB **84238**	**W**	659 - 468	
GG **84239**	**N**	711 - 506	
DB **84240**			
GR **77608**			

Accessories: (pag 466-467)



THE CO99 ART BUILDING & OPR GALLERY
Milan (Italy)

Project: Architect Federico Regazzoni

Lighting Designer:
Light+Arch Consultancy,
Architect Giorgio Colombo

Photography:
Marco Reggi

Periskop80 | V2 | arrayLED



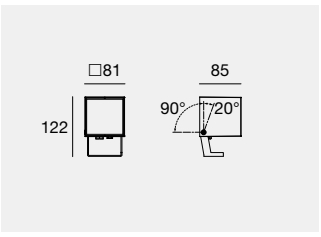

IK09 IP66 NEW

	Fin	Cct	lm S - lm D	Opt
500 mA - 9,5 W DC				
C00489	**WH**	**A**	1011 - 766	**SP** (15°)
	BB	**M**	1265 - 958	**ML** (38°)
	GG	**W**	1320 - 1000	**WF** (50°)
	DB	**N**	1354 - 1026	**1S** (15°x 41°)
	GR			**OH** (41°x 15°)
				EM (33°x 43°)
				1H (43°x 33°)
C00490 HC	**WH**	**A**	1011 - 550	**SP** (14°)
	BB	**M**	1265 - 688	**ML** (33°)
	GG	**W**	1320 - 718	**MW** (44°)
	DB	**N**	1354 - 731	
	GR			

Electronics: **IA** (pag 466) | Accessories: (pag 466-467)

DW Dynamic White 4 W available on request

Periskop80 | V2 | arrayLED



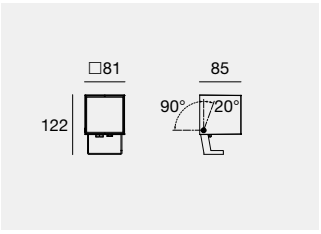

IK09 IP66 NEW

	Fin	Cct	lm S - lm D	Opt
220-240 V AC - 9,5 W DC - 11,5 W AC				
C00487	**WH**	**A**	1011 - 766	**SP** (15°)
	BB	**M**	1265 - 958	**ML** (38°)
	GG	**W**	1320 - 1000	**WF** (50°)
	DB	**N**	1354 - 1026	**1S** (15°x 41°)
	GR			**OH** (41°x 15°)
				EM (33°x 43°)
				1H (43°x 33°)
C00488 HC	**WH**	**A**	1011 - 550	**SP** (14°)
	BB	**M**	1265 - 688	**ML** (33°)
	GG	**W**	1320 - 718	**MW** (44°)
	DB	**N**	1354 - 731	
	GR			

Accessories: (pag 466-467)

Periskop80 RGBW | V2 | arrayLED



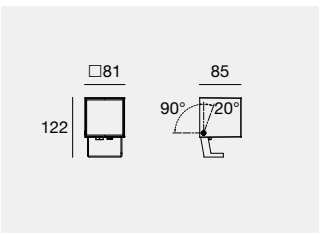

IK09 IP66 RGBW NEW

	Fin	Cct		Opt
600 mA - 8 W DC				
C00781	**WH**	**V**	RGBW (3000 K)	**US** (4°÷ 6°)
	BB	**Q**	RGBW (4000 K)	**SP** (33°)
	GG			**MW** (44°)
	DB			
	GR			

Electronics: **CF** (pag 466) | Accessories: (pag 466-467)

Periskop80 | V2 | powerLED



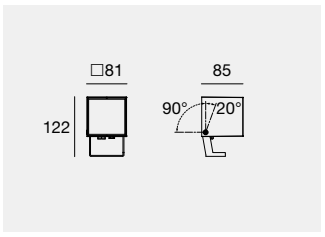

IK09 IP66 NEW

	Fin	Cct	lm S - lm D	Opt
630 mA - 2 W DC				
C00778	**WH**	**A**	128 - On req	**HS** (1°÷ 3°)
	BB	**M**	174 - On req	
	GG	**W**	177 - On req	
	DB	**N**	201 - On req	
	GR			

Electronics: **BD** (pag 466) | Accessories: (pag 466-467)

IK09 IP66 NEW

	Fin	Cct	lm S - lm D	Opt
220-240 V AC - 2 W DC - 3,7 W AC				
C00777	**WH**	**A**	128 - On req	**HS** (1°÷ 3°)
	BB	**M**	174 - On req	
	GG	**W**	177 - On req	
	DB	**N**	201 - On req	
	GR			

Accessories: (pag 466-467)

Periskop80 | V2 | powerLED



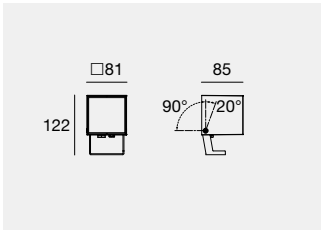

IK09 IP66 NEW

	Fin	Cct	lm S - lm D	Opt
630 mA - 8 W DC				
C00780	**WH**	**A**	579 - On req	**US** (4°÷ 6°)
	BB	**M**	784 - On req	
	GG	**W**	840 - On req	
	DB	**N**	892 - On req	
	GR			

Electronics: **BU** (pag 466) | Accessories: (pag 466-467)

IK09 IP66 NEW

	Fin	Cct	lm S - lm D	Opt
220-240 V AC - 8,4 W DC - 11,5 W AC				
C00779	**WH**	**A**	579 - On req	**US** (4°÷ 6°)
	BB	**M**	784 - On req	
	GG	**W**	840 - On req	
	DB	**N**	892 - On req	
	GR			

Accessories: (pag 466-467)

Periskop110 | V2 | arrayLED



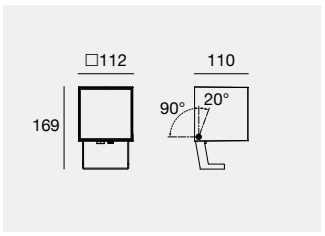

IK09 IP66 NEW

	Fin	Cct	lm S - lm D	Opt
220-240 V AC - 18 W DC - 21 W AC				
C00812	**WH**	**A**	2446 - 1746	**SP** (15°)
DALI	**BB**	**M**	2773 - 1979	**ML** (37°)
C00814	**GG**	**W**	2889 - 2062	**WF** (52°)
	DB	**N**	2996 - 2138	**1S** (16°x 40°)
	GR			**OH** (40°x 16°)
				EM (33°x 42°)
				1H (42°x 33°)
C00813 HC	**WH**	**A**	2446 - On req	**SP** (14°)
DALI	**BB**	**M**	2773 - On req	**ML** (33°)
C00815 HC	**GG**	**W**	2889 - On req	**MW** (40°÷ 49°)
	DB	**N**	2996 - On req	
	GR			

Accessories: (pag 466-467)

DW Dynamic White 15 W available on request - Driver not included

Finishes

White Grey Green
Black Dark Brown

Cct

A 2200 **W** 3000
M 2700 **N** 4000

Accessories

HC Honeycomb

Periskop110 RGBW | V2 | arrayLED



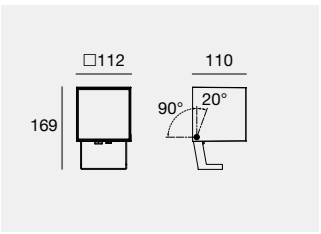

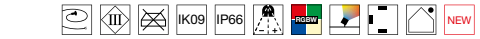

	Fin		Cct	lm S - lm D	Opt
500 mA - 18 W DC					
C00816	**WH**		**V**	RGBW (3000 K)	**FL** (20°÷ 29°)
	BB				**ML** (30°÷ 39°)
	GG				**WF** (50°÷ 70°)
	DB				
	GR				

Electronics: **CT** (pag 466) | Accessories: (pag 466-467)

Periskop110 | V2 | powerLED



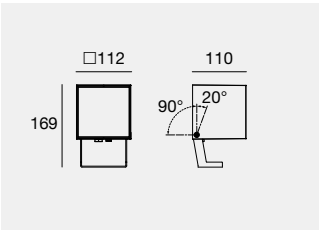



	Fin		Cct	lm S - lm D	Opt
220-240 V AC - 8,4 W DC - 10 W AC					
C00817	**WH**		**A**	579 - On req	**HS** (1°÷ 3°)
DALI *	**BB**		**M**	784 - On req	
C00818	**GG**		**W**	840 - On req	
	DB		**N**	892 - On req	
	GR				

Accessories: (pag 466-467)

Periskop110 | V2 | powerLED



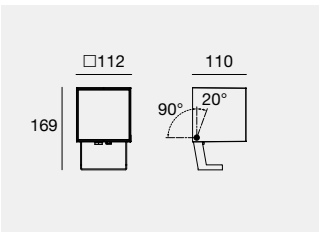



	Fin		Cct	lm S - lm D	Opt
220-240 V AC - 18 W DC - 21 W AC					
C00819	**WH**		**A**	1155 - On req	**US** (4°÷ 6°)
DALI	**BB**		**M**	1566 - On req	
C00820	**GG**		**W**	1593 - On req	
	DB		**N**	1809 - On req	
	GR				

Accessories: (pag 466-467)

Periskop160 | V2 | arrayLED



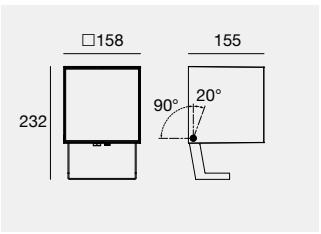



	Fin		Cct	lm S - lm D	Opt
220-240 V AC - 44 W DC - 48 W AC					
C00857	**WH**		**A**	6452 - 4533	**FL** (23°)
DALI	**BB**		**M**	7328 - 5156	**ML** (38°)
C00859	**GG**		**W**	7642 - 5371	**WF** (55°)
	DB		**N**	7837 - 5510	**1H** (42°x 23°)
	GR				**EF** (23°x 42°)
C00858 HC	**WH**		**A**	6452 - 3365	**FL** (22°)
DALI	**BB**		**M**	7328 - 3828	**ML** (34°)
C00860 HC	**GG**		**W**	7642 - 3987	**MW** (47°)
	DB		**N**	7837 - 4091	
	GR				

Accessories: (pag 466-467)

DW Dynamic White 25 W available on request

Periskop160 | powerLED



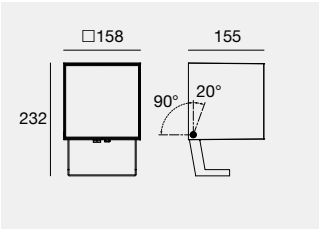

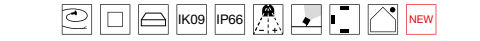

	Fin		Cct	lm S - lm D	Opt
220-240 V AC - 19 W DC - 22 W AC					
C00874	**WH**		**A**	1303 - On req	**HS** (1°÷ 3°)
DALI	**BB**		**M**	1764 - On req	
C00875	**GG**		**W**	1890 - On req	
	DB		**N**	2007 - On req	
	GR				

Accessories: (pag 466-467)

Periskop160 | V2 | powerLED | 220-240 V AC



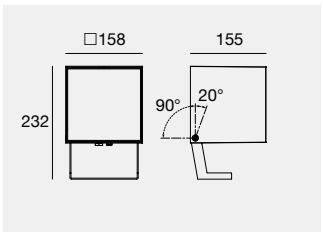

IK09 IP66 NEW

	Fin	Cct	lm S - lm D	Opt
220-240 V AC - 34 W DC - 38 W AC				
C00876	**WH**	**A**	2317 - On req	**US** (4°÷ 6°)
DALI	**BB**	**M**	3136 - On req	
C00877	**GG**	**W**	3360 - On req	
	DB	**N**	3568 - On req	
	GR			

Accessories: (pag 466-467)

Periskop160 RGBW | arrayLED



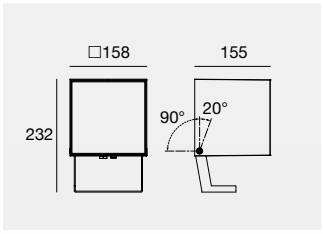

IK09 IP66 DMX RDM RGBW

	Cct	Opt
198-264 V AC - 37 W DC - 40 W AC		
WH **81784**	**V** RGBW (3000 K)	**20** (20°)
BB **81785**		**30** (27°)
GG **81786**		**60** (51°)
DB **81787**		
GR **77618**		



RGBW Connector

Electronics: **AM4** (pag 466) | Accessories: (pag 466-467)



EL

Luminaire compliant with the IEC EN 60598-2-22 standard, containing control and command electronics compatible for use in centralised emergency systems.

New finish Green (RAL 6031)

Finishes

WH White GG Grey GR Green
BB Black DB Dark Brown

Cct

A 2200 **W** 3000 **V** RGBW (3000 K)
M 2700 **N** 4000

OUTDOOR ACCESSORIES
ANTI-GLARE

Anti-glare accessories are conceived to reduce light glare. These accessories are made of black painted aluminium.



Electronics

AM4

DMX
Controllers
Pag. 963

C-E700026
DMX/RDM addresser

98986
120 Ohm DMX line closure

98985/99390
Splitter ALLinONE Start & Continuity
Pag. 972

BO

C-E200007
ON/OFF
1 art.
135 x 26 x h 26
35

99185
ON/OFF
2 - 3 art.
117 x 92 x h 38

C-E200003
DALI/PUSH
2 - 3 art.
125 x 45 x h 30
55

CE

C-E700003+C-W600001
Dimmer RF
6 - 12 art.
175 x 45 x h 27
52

C-E500012
Dimmer DMX
6 - 12 art.
107 x 96 x h 39

DMX
Controllers
Pag. 963

Driver CV
CV 48V
Pag. 951

Switching
CV 48V
Pag. 945-946

CT

C-E700003+C-W600001
Dimmer RF
2 - 4 art.
175 x 45 x h 27
52

C-E500012
Dimmer DMX
2 - 4 art.
107 x 96 x h 39

DMX
Controllers
Pag. 963

Driver CV
CV 48V
Pag. 951

Switching
CV 48V
Pag. 945-946

BD

89420
ON/OFF
1 - 2 art.
74 x 65 x h 27

C-E200008
ON/OFF
3 - 6 art.
135 x 26 x h 26
35

99186
ON/OFF
6 - 12 art.
117 x 92 x h 38

C-E200002
DALI/PUSH
5 - 12 art.
125 x 45 x h 30
55

BU

C-E200008
ON/OFF
1 art.
135 x 26 x h 26
35

99186
ON/OFF
2 - 3 art.
117 x 92 x h 38

C-E200002
DALI/PUSH
2 - 3 art.
125 x 45 x h 30
55

CF

C-E700003+C-W600001
Dimmer RF
6 - 12 art.
175 x 45 x h 27
52

C-E500011
Dimmer DMX
6 - 12 art.
107 x 96 x h 39

DMX
Controllers
Pag. 963

Driver CV
CV 48V
Pag. 951

Switching
CV 48V
Pag. 945-946

IA

C-E200007
ON/OFF
1 art.
135 x 26 x h 26
35

99185
ON/OFF
1 - 2 art.
117 x 92 x h 38

C-E200003
DALI/PUSH
1 - 2 art.
125 x 45 x h 30
55

Cables & accessories

AllinOne DMX 190-250V AC | Extension cables



BB **98662** M. / F. 6 pin (L 1m)
BB **98663** M. / F. 6 pin (L 5m)

suitable for: Periskop RGBW 40W



98986 ALLinONE splitter power/DMX_DMX line closure adapter

Pag. 972



98985 ALLinONE splitter power/DMX_Start splitter

Pag. 972



99390 ALLinONE splitter power/DMX_Continuity splitter

Pag. 972

Accessories



BB **83245** Anti-glare screen
suitable for: Periskop60 (not for optic 10)

BB **C-U300023** Anti-glare screen
suitable for: Periskop80

BB **C-U300024** Anti-glare screen
suitable for: Periskop110

BB **C-U300025** Anti-glare screen
suitable for: Periskop160



BB **C-U300026** Anti-glare pipe
suitable for: Periskop80

BB **C-U300027** Anti-glare pipe
suitable for: Periskop110

BB **C-U300028** Anti-glare pipe
suitable for: Periskop160



BB **C-U300032** Flaps

suitable for: Periskop160



TR **C-U300033** Elliptical filter

suitable for: Periskop160
To be combined with the Flaps code **C-U300032**

IS **98624** Steel peg Ø10x160 mm
IS **C-F500002** Steel peg Ø10x700 mm
IS **C-F500003** Steel peg Ø10x1000 mm
suitable for: Periskop45 - Periskop60



PVC **98550** Peg L152 mm
suitable for: Periskop45



PVC **89371** Peg L204 mm
suitable for: Periskop60



PVC **98549** Peg L204 mm
suitable for: Periskop80 - Periskop110 - Periskop160



BB **99802** Tree belt
suitable for: Periskop80 - Periskop110 - Periskop160



Finishes

BB Black TR Transparent
IS Steel

SHAKER

Aluminium body.
Extra-clear tempered glass diffuser.



PRIVATE HOUSE
Madrid (Spain)

Lighting Designer:
Oscar Abril Revuelta

Photography:
Marek Jarosz

Shaker | powerLED



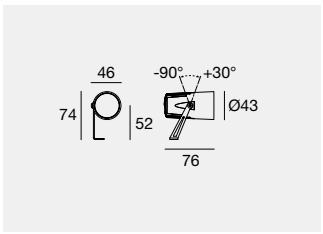

IK10 IP66 ID

		Cct	lm S - lm D	Opt
176-264 V AC - 2 W DC - 3 W AC				
WH	**84241**	**A**	128 - 98	**15** (15°)
BB	**84242**	**M**	233 - 176	**30** (30°)
GG	**84243**	**W**	249 - 189	**60** (60°)
DB	**84244**	**N**	266 - 202	
GR	**77611**			

Accessories: (pag 470)

Shaker | arrayLED



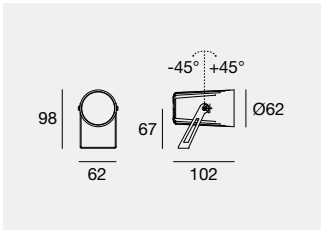

NEW IK07 IP66

	Fin	Cct	lm S - lm D	Opt
220-240 V AC - 6,3 W DC - 8 W AC				
C00709	**WH**	**A**	715 - 533	**SP** (14°)
C00710 HC	**BB**	**M**	849 - 632	**ML** (31°)
	GG	**W**	886 - 660	**MW** (43°)
	DB	**N**	935 - 696	
	GR			

Accessories: (pag 470)

NEW III IK07 IP66

	Fin	Cct	lm S - lm D	Opt
630 mA - 6 W DC				
C00711	**WH**	**A**	715 - 533	**SP** (14°)
C00712 HC	**BB**	**M**	849 - 632	**ML** (31°)
	GG	**W**	886 - 660	**MW** (43°)
	DB	**N**	935 - 696	
	GR			

Electronics: **BV** (pag 470) | Accessories: (pag 470)

Shaker | arrayLED



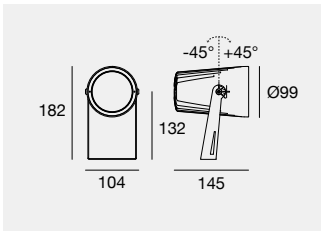

IK10 IP66

		Cct	lm S - lm D	Opt
198-264 V AC - 14 W DC - 15 W AC				
WH	**84527**	**A**	2033 - 1313	**15** (13°)
BB	**84528**	**M**	2304 - 1488	**30** (26°)
GG	**84529**	**W**	2452 - 1584	**60** (53°)
DB	**84530**	**N**	2463 - 1591	
GR	**77609**			

IK10 IP66

		Cct	lm S - lm D	Opt
220-240 V AC - Led-Direct 11,5 W AC				
WH	**76182**	**W**	1267 - 827	**15** (12°)
BB	**76183**	**N**	1316 - 860	**30** (29°)
GG	**76184**			**50** (43°)
DB	**76185**			
GR	**77612**			

Accessories: (pag 470)

Shaker | arrayLED



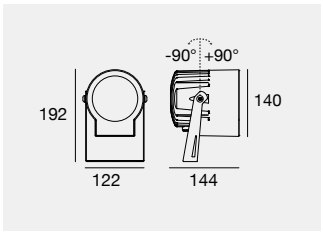

IK07 IP66

		Cct	lm S - lm D	Opt
198-264 V AC - 23 W DC - 26 W AC				
WH	**84532**	**A**	3015 - 2216	**15** (18°)
BB	**84533**	**M**	3424 - 2517	**30** (34°)
GG	**84534**	**W**	3566 - 2621	**60** (63°)
DB	**84535**	**N**	3659 - 2689	
GR	**77610**			

Accessories: (pag 470)

DESIGNING OUTDOOR SPACES WITHOUT LIMITS AND CONSTRAINTS

A versatile and technological outdoor projector with IP66 protection rating. The fixture is made from epoxy powder-coated die-cast aluminium in the finishes: white, black, grey, dark brown, green. Shaker is designed for wall, ceiling and ground applications with the relative stake accessory.



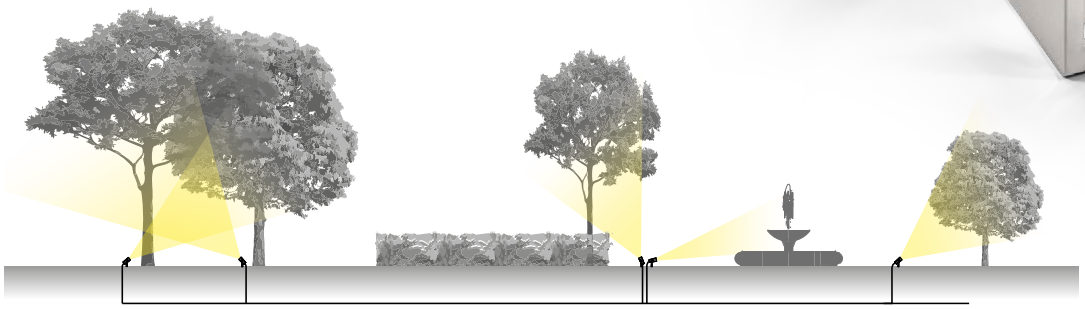

220-240 V

Electronics

BV

C-E200008	99186	C-E200002
ON/OFF 1 - 2 art. 135 x 26 x h 26 35	ON/OFF 2 - 4 art. 117 x 92 x h 38	DALI/PUSH 2 - 4 art. 125 x 45 x h 30 55

Accessories



IS **98669** Steel peg L 101 mm
suitable for: Shaker Ø43 mm

IS **98624** Steel peg Ø10x160 mm
IS **C-F500002** Steel peg Ø10x700 mm
IS **C-F500003** Steel peg Ø10x1000 mm
suitable for: Shaker Ø43 mm / Shaker Ø62 mm



PVC **C-U300018** Anti-glare Ø70x50 mm
suitable for: Shaker Ø62 mm



PVC **89371** Peg L204 mm
suitable for: Shaker Ø62 mm / Shaker Ø99 mm

PVC **98549** Peg L204 mm
suitable for: Shaker Ø140 mm



PVC **83246** Anti-glare Ø49x40 mm
suitable for: Shaker Ø43 mm



PVC **99819** Anti-glare Ø106x75 mm
suitable for: Shaker Ø99 mm



GARDENER

Aluminium body.
Metallised polycarbonate reflector.



Gardener | arrayLED | 198-264 V AC | 8 W DC - 9 W AC



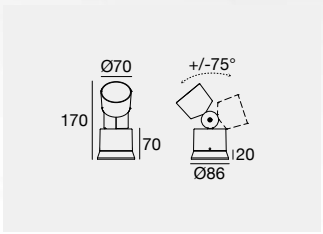

IP65

	Cct	lm S - lm D	Opt
WH **97270**	**M**	1253 - 999	**15** (20°)
BB **97271**	**W**	1309 - 1043	**30** (27°)
GG **97272**	**N**	1343 - 1070	**60** (71°)
DB **97387**			

Accessories: (pag 473)

Gardener | arrayLED | 198-264 V AC | 18 W DC - 20 W AC



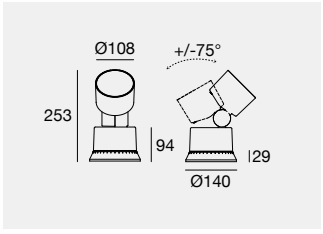

IP65

	Cct	lm S - lm D	Opt
WH **81308**	**M**	2773 - 1871	**15** (18°)
BB **81309**	**W**	2889 - 1950	**30** (37°)
GG **81310**	**N**	2966 - 2002	**60** (65°)
DB **81311**			

Accessories: (pag 473)

Gardener | arrayLED | 198-264 V AC | 26 W DC - 29 W AC



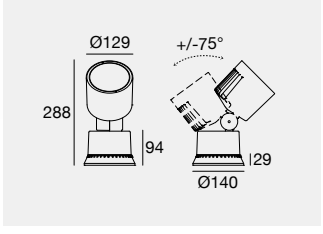

IP65

	Cct	lm S - lm D	Opt
WH **81312**	**M**	3851 - 3204	**15** (20°)
BB **81313**	**W**	4011 - 3337	**30** (29°)
GG **81314**	**N**	4116 - 3425	**60** (53°)
DB **81315**			

Accessories: (pag 473)

Gardener RGBW | powerLED | 630 mA | 8 W DC



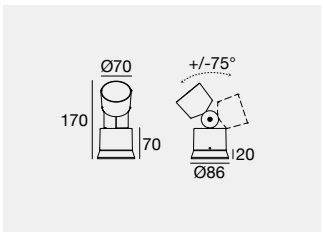

	Cct		Opt	
WH 81505	V	RGBW (3000 K)	05	(4°÷ 6°)
BB 81506			15	(10°÷ 19°)
GG 81507			45	(40°÷ 49°)
DB 81508				

Electronics: **CF** (pag 473) | Accessories: (pag 473)

Gardener RGBW | arrayLED | 500 mA | 18 W DC



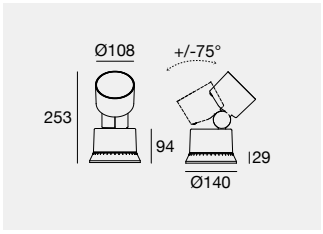

	Cct		Opt	
WH 81501	V	RGBW (3000 K)	15	(18°)
BB 81502			30	(37°)
GG 81503			60	(65°)
DB 81504				

Electronics: **CT** (pag 473) | Accessories: (pag 473)



Electronics

CF

C-E700003+C-W600001	C-E500011	DMX	Driver CV	Switching
Dimmer RF 6 - 12 art. 175 x 45 x h 27 52	Dimmer DMX 6 - 12 art. 107 x 96 x h 39	Controllers Pag. 963	CV 48V Pag. 951	CV 48V Pag. 945-946

CT

C-E700003+C-W600001	C-E500012	DMX	Driver CV	Switching
Dimmer RF 2 - 4 art. 175 x 45 x h 27 52	Dimmer DMX 2 - 4 art. 107 x 96 x h 39	Controllers Pag. 963	CV 48V Pag. 951	CV 48V Pag. 945-946

Accessories



PVC **89371** Peg

suitable for: Gardener / Gardener RGBW

GV11
Dubai (UAE)

Project:
Light Concept

Photography:
Light Concept

Finishes

WH White
BB Black
GG Grey
DB Dark Brown

Cct

V RGBW (3000 K)

CLARK316

AISI 316L stainless steel body.
Extra-clear tempered glass diffuser.



PROJECTOR FULL STEEL: DESIGNED FOR CHALLENGING CONDITIONS

IP68

Clark_316 is an outdoor projector/floodlight constructed entirely of AISI 316 stainless steel, which provides reliable performance, even in highly saline environments. Strong and durable, it is ideal for outdoor spaces that are exposed to the elements. It provides effective, long-lasting illumination, helping to enhance outdoor environments.





Clark316
Honeycomb version



Clark316
4,3 W AC - Ø 73



Clark316
13,3 W AC - Ø 112



Clark316
17,5 W AC - Ø 147



Clark316
26,5 W AC - Ø 190

Clark316 | arrayLED



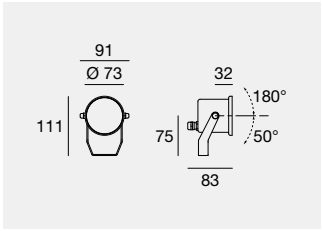

	Fin	Cct	lm S - lm D	Opt
180-264 V AC - 3,2 W DC - 4,3 W AC				
C00140	**SE**	**M**	482 - 365	**SP** (11°)
		W	500 - 379	**ML** (30°)
		N	526 - 398	**MW** (45°)
C00141 HC	**SE**	**M**	482 - 269	**SP** (11°)
		W	500 - 279	**FL** (27°)
		N	526 - 294	**ML** (37°)

Accessories: (pag 477)

	Fin	Cct	lm S - lm D	Opt
C.C. 350 mA - 3,2 W DC				
C00156	**SE**	**M**	482 - 365	**SP** (11°)
		W	500 - 379	**ML** (30°)
		N	526 - 398	**MW** (45°)
C00157 HC	**SE**	**M**	482 - 269	**SP** (11°)
		W	500 - 279	**FL** (27°)
		N	526 - 294	**ML** (37°)

Electronics: **BN** (pag 477) | Accessories: (pag 477)

Clark316 | arrayLED | 180-264 V AC



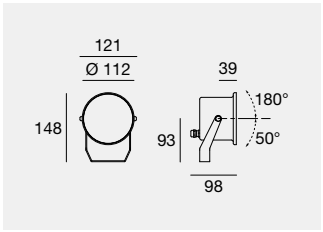

	Fin	Cct	lm S - lm D	Opt
11 W DC - 13,3 W AC				
C00142	**SE**	**M**	1477 - 1133	**SP** (10°)
C00143 HC		**W**	1541 - 1181	**FL** (22°)
		N	1581 - 1216	**ML** (36°)
DALI 9 W DC - 13 W AC				
C00158	**SE**	**M**	1265 - 970	**SP** (10°)
C00159 HC		**W**	1320 - 1011	**FL** (22°)
		N	1354 - 1041	**ML** (36°)

Accessories: (pag 477)

Clark316 | arrayLED | 180-264 V AC



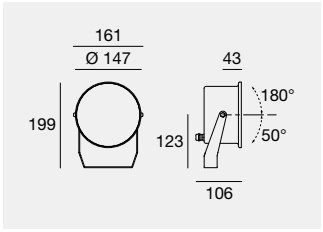

	Fin	Cct	lm S - lm D	Opt
15,5 W DC - 17,5 W AC				
C00154	**SE**	**M**	2427 - 1863	**SP** (16°)
DALI		**W**	2529 - 1978	**ML** (32°)
C00160		**N**	2670 - 2089	**WF** (54°)
C00155 HC	**SE**	**M**	2427 - 1418	**SP** (15°)
DALI		**W**	2529 - 1478	**FL** (29°)
C00161 HC		**N**	2670 - 1561	**MW** (45°)

Accessories: (pag 477)

Clark316 | arrayLED | 180-264 V AC



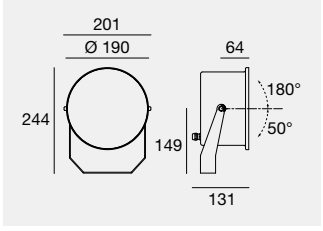

	Fin	Cct	lm S - lm D	Opt
25 W DC - 26,5 W AC				
C00773	**SE**	**M**	3851 - 2894	**SP** (15°)
DALI		**W**	4011 - 3016	**FL** (26°)
C00775		**N**	4116 - 3105	**ML** (34°)
C00774 HC	**SE**	**M**	3851 - On req	**SP** (14°)
DALI		**W**	4011 - On req	**FL** (24°)
C00776 HC		**N**	4116 - On req	**ML** (30°)

Accessories: (pag 477)



Electronics

BN

89421	**C-E200006**	**C-E200004**
ON/OFF	ON/OFF	DALI/PUSH
1 - 2 art.	2 - 4 art.	2 - 4 art.
74 x 65 x h 27	135 x 26 x h 26	125 x 45 x h 30
	35	55

Accessories

IS **84890** Steel peg Ø17x160 mm
IS **98112** Steel peg Ø17x700 mm
IS **C-F500001** Steel peg Ø17x1000 mm
suitable for: Clark316



PVC **98549** Peg L204 mm
suitable for: Clark316

Finishes	**Cct**	**Accessories**	**Projectors**
IS Stainless Steel	**M** 2700 **N** 4000 **W** 3000	HC Honeycomb	477

CLIVO

Brass or AISI 316L stainless steel body.
Extra-clear tempered glass diffuser.



ID
Driver
on board



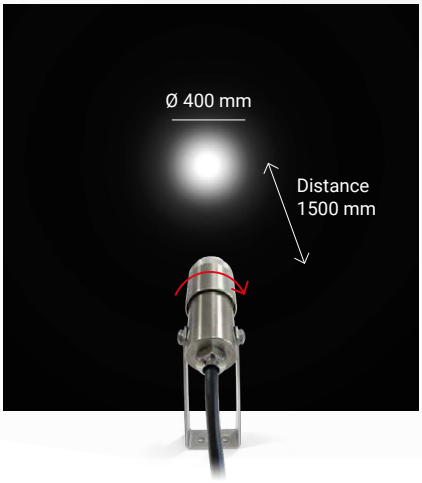

By turning the built-in ring nut, it is possible to adjust the width of the light beam, from a 10° angle up to a 60° angle.

Clivo | powerLED | 198-264 V AC | 1,6 W DC - 3 W AC



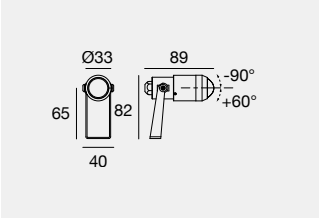

IP66 **ID**

		Cct	Im S - Im D	Opt
WH	**83571**	**M**	233 - On req	**85** (10°-60°)
BB	**83572**	**W**	249 - On req	
CH	**83575**	**N**	266 - On req	
NK	**83574**			
DB	**83573**			
BS	**83576**			
IS	**83577** ☼			
GR	**77615**			

Steel version: body made of AISI 316 L steel

Clivo | powerLED | 190-250 V AC | 2 W DC - 2,2 W AC



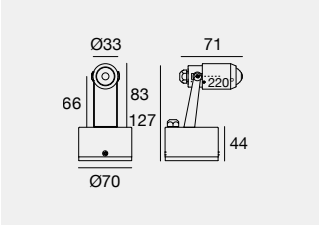

IP65

	Cct	lm S - lm D	Opt
CH 92203	M	219 - On req	85 (10°- 66°)
NK 92204	W	233 - On req	
	N	249 - On req	

Accessories: (pag 479)

Clivo | powerLED | 630 mA | 2 W DC



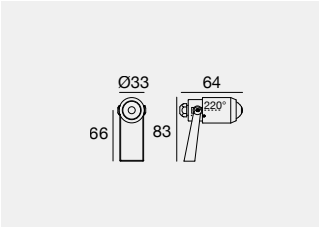

C.C. IP66

	Cct	lm S - lm D	Opt
WH 84561	M	219 - On req	85 (10°- 66°)
BB 84562	W	233 - On req	
CH 97072	N	249 - On req	
NK 97071			
DB 84563			
BS 81473			
IS 97073			
GR 77613			

Steel version: body made of AISI 316 L steel

Electronics: **BD** (pag 479) | Accessories: (pag 479)

Clivo_SL | powerLED | 350 mA | 4 W DC



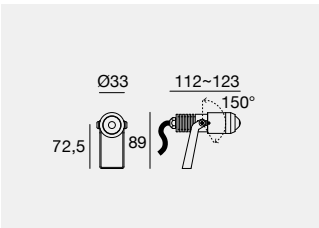

C.C. IP66

	Cct	lm S - lm D	Opt
WH 84564	M	490 - On req	85 (10°- 60°)
BB 84565	W	490 - On req	
CH 90404	N	529 - On req	
NK 90403			
DB 84566			
BS 81474			
GR 77614			

Electronics: **BE** (pag 479) | Accessories: (pag 479)

Accessories

IS **84890** Steel peg Ø17x160 mm
IS **98112** Steel peg Ø17x700 mm
IS **C-F500001** Steel peg Ø17x1000 mm
suitable for: Clivo / Clivo_SL (not for 92203, 92204)



PVC **89371** Peg
suitable for: Clivo 92203- 92204



PVC **98513** Anti-glare
suitable for: Clivo

Electronics

BD

89420	C-E200008	99186	C-E200002
ON/OFF	ON/OFF	ON/OFF	DALI/PUSH
1 - 2 art.	3 - 6 art.	6 - 12 art.	5 - 12 art.
74 x 65 x h 27	135 x 26 x h 26	117 x 92 x h 38	125 x 45 x h 30
	35		55

BE

89421	C-E200006	C-E200004
ON/OFF	ON/OFF	DALI/PUSH
1 art.	2 - 3 art.	2 - 3 art.
74 x 65 x h 27	135 x 26 x h 26	125 x 45 x h 30
	35	55

Finishes

WH White
BB Black
CH Chrome
NK Nickel
DB Dark Brown
BS Brass
IS Steel
GR Green

Cct

M 2700
W 3000
N 4000



IRIS67

Aluminium body.

Iris67 | arrayLED | 630 mA | 6 W DC



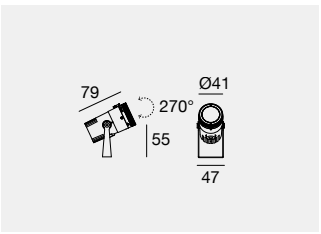

	Cct	lm S - lm D	Opt
WH 84537	M	685 - On req	85 (15°-45°)
BB 84538	W	685 - On req	
GG 84539	N	739 - On req	

Electronics: **BI** (pag 482) | Accessories: (pag 482)

Iris67 | arrayLED | 350 mA | 13 W DC



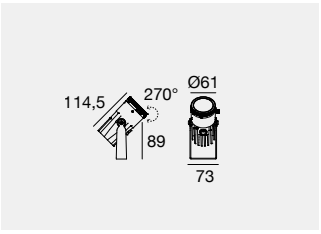

	Cct	lm S - lm D	Opt
WH 84540	M	2015 - On req	85 (15°- 62°)
BB 84541	W	2100 - On req	
GG 84542	N	2156 - On req	

Electronics: **BG** (pag 482) | Accessories: (pag 482)

Iris67 | arrayLED | 630 mA | 22 W DC



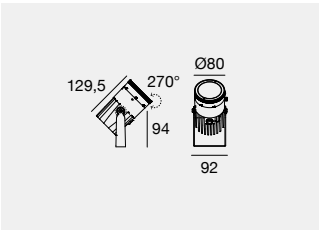

	Cct	lm S - lm D	Opt
WH 84543	M	3378 - On req	85 (16°- 52°)
BB 84544	W	3593 - On req	
GG 84545	N	3610 - On req	

Electronics: **BR** (pag 482) | Accessories: (pag 482)

Iris67 | arrayLED | 840 mA | 30 W DC



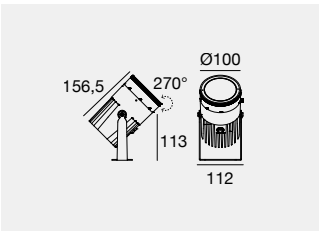

	Cct	lm S - lm D	Opt
WH 84546	M	4452 - On req	85 (15°- 56°)
BB 84547	W	4741 - On req	
GG 84548	N	4865 - On req	

Electronics: **BT** (pag 482) | Accessories: (pag 482)



Adjustable Focus Optics (85)

Iris67 allows the beam to be adapted to the targeting requirements in outdoor environments. The adjustable ring nut makes it possible to calibrate the beam width, which varies according to the model chosen, making targeting easy and accurate. The simplified focus clamping system allows for a beam width that exactly matches the gradient marked along the bezel.

Elliptic Optics

The Iris67 Elliptic allows the beam width to be adjusted accurately by rotating a specially designed ring nut. A second ring nut moves a filter, which is located at the end of the luminaire. By increasing or decreasing the distance of the filter from the main lens, the shape of the light beam can be altered, resulting in elliptical lighting. This is ideal for highlighting architectural and urban features, or accentuating details in gardens and outdoor spaces.

Finishes

WH White GG Grey
BB Black

Cct

M 2700 **N** 4000
W 3000

Iris67 Elliptic | arrayLED | 630 mA | 6 W DC



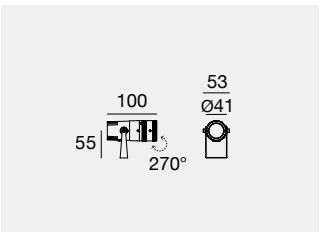

C.C. IK10 IP67

	Cct	lm S - lm D	Opt
WH 84549	M	685 - On req	88 (15°-45°)
BB 84550	W	685 - On req	
GG 84551	N	739 - On req	

Electronics: **BI** (pag 482) | Accessories: (pag 482)

Iris67 Elliptic | arrayLED | 350 mA | 13 W DC



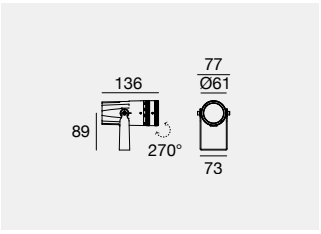

C.C. IK10 IP67

	Cct	lm S - lm D	Opt
WH 84552	M	2015 - On req	88 (15°- 62°)
BB 84553	W	2100 - On req	
GG 84554	N	2156 - On req	

Electronics: **BG** (pag 482) | Accessories: (pag 482)

Iris67 Elliptic | arrayLED | 630 mA | 22 W DC



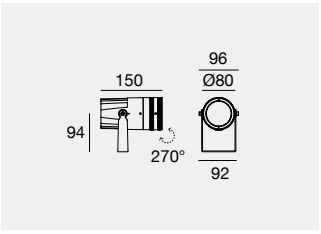

C.C. IK10 IP67

	Cct	lm S - lm D	Opt
WH 84555	M	3378 - On req	88 (16°- 52°)
BB 84556	W	3593 - On req	
GG 84557	N	3610 - On req	

Electronics: **BR** (pag 482) | Accessories: (pag 482)

Iris67 Elliptic | arrayLED | 840 mA | 30 W DC



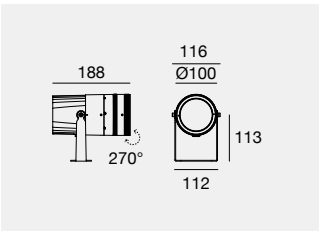

C.C. IK10 IP67

	Cct	lm S - lm D	Opt
WH 84558	M	4452 - On req	88 (15°- 56°)
BB 84559	W	4741 - On req	
GG 84560	N	4865 - On req	

Electronics: **BT** (pag 482) | Accessories: (pag 482)

Electronics

BI

C-E200008
ON/OFF
1 - 2 art.
135 x 26 x h 26
35

99186
ON/OFF
2 - 4 art.
117 x 92 x h 38

C-E200002
DALI/PUSH
2 - 4 art.
125 x 45 x h 30
55

BG

99183
ON/OFF
1 art.
100 x 80 x h 31

C-E200004
DALI/PUSH
1 art.
125 x 45 x h 30
55

BR

99186
ON/OFF
1 art.
117 x 92 x h 38

C-E200002
DALI/PUSH
1 art.
125 x 45 x h 30
55

BT

99269
ON/OFF
1 art.
117 x 92 x h 38

Accessories

IS **84890** Steel peg Ø17x160 mm
IS **98112** Steel peg Ø17x700 mm
IS **C-F500001** Steel peg Ø17x1000 mm
suitable for: Iris67 - Iris67 Elliptic



KRUJË CASTLE
Rruga Kala, Krujë (Albania)

Lighting Designer:
Fulvio Baldeschi

Photography:
Pietro Savorelli

VUELTA

Aluminium body.
Transparent glass diffuser.



Vuelta_Y | arrayLED | 100-264 V AC | 13,5 W DC - 16 W AC



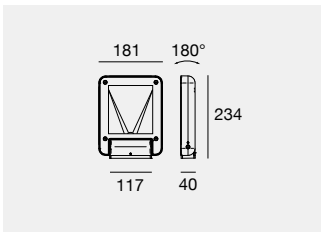

IK09 IP65

	Cct	lm S - lm D	Opt
GG **64522**	**M**	1676 - 994	**07** (Asym. Ww)
BG **64523**	**W**	1750 - 1038	
	N	1794 - 1064	

Accessories: (pag 485)

Vuelta_Y | arrayLED | 176-264 V AC | 30 W DC - 32 W AC



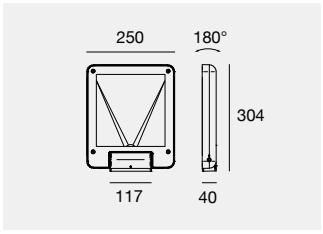

IK09 IP65

	Cct	lm S - lm D	Opt
GG **64530**	**M**	4323 - 3316	**07** (Asym. Ww)
BG **64531**	**W**	4520 - 3453	
	N	4620 - 3544	

Accessories: (pag 485)



Peg



Angular bracket



Grid



Pole



Pole kit

Accessories

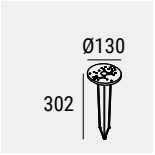

PVC **14931** Peg
suitable for: Vuelta_Y



GG **64538** Angular bracket
BG **64539** Angular bracket
suitable for: Vuelta_Y



PVC **64534** Grid
suitable for: Vuelta_Y



GG **64536** Pole
BG **64537** Pole
suitable for: Vuelta_Y

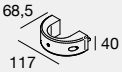

GG **64532** Pole kit
BG **64533** Pole kit
suitable for: Vuelta_Y

Finishes
GG Grey
BG Black/Grey

Cct
M 2700 **N** 4000
W 3000

PROLAMP

Body in die-cast aluminium, tempered glass,
EPD treated iron bracket, power-coated.



Prolamp | powerLED | 198-264 V AC - 59 W DC - 64 W AC



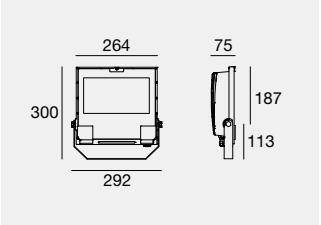

	Cct	lm S - lm D	Opt	
BB **81946**	**W**	6416 - 4566	**06**	(12°)
	N	6926 - 4927	**25**	(15°x 44°)

Accessories and cables: (pag 489)

	Cct		Opt	
RGBW - 59 W DC 48V				
BB **81949**	**V**	RGBW (3000 K)	**06**	(12°)
	Q	RGBW (4000 K)	**15**	(20°÷ 29°)
			30	(30°÷ 39°)
			25	(15°x 44°)

In-out cable included

Electronics: **AM8** (pag 489) | Accessories and cables: (pag 489)

Prolamp | powerLED | 198-264 V AC | 133 W DC - 150 W AC



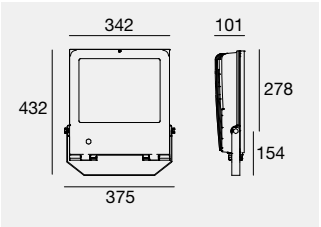

	Cct	lm S - lm D	Opt	
BB **81947**	**W**	14441 - 10589	**06**	(13°)
	N	15590 - 11428	**25**	(16°x 45°)

Accessories and cables: (pag 489)

	Cct		Opt	
RGBW				
BB **81950**	**V**	RGBW (3000 K)	**06**	(13°)
	Q	RGBW (4000 K)	**15**	(20°÷ 29°)
			30	(30°÷ 39°)
			25	(16°x 45°)

In-out cable included

Electronics: **AM4** (pag 489) | Accessories and cables: (pag 489)



Finishes	Cct			
BB Black	**W**	3000	**V**	RGBW (3000 K)
	N	4000	**Q**	RGBW (4000 K)

Prolamp | arrayLED | 198-264 V AC | 35 W DC - 40 W AC



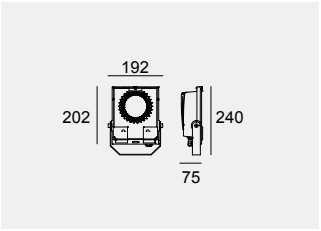

IK08 IP66

	Cct	lm S - lm D	Opt
BB **82270**	**W**	5206 - 3618	**30** (21°)
	N	5343 - 3712	**60** (54°)
DALI	**C**	5405 - 3929	**90** (93°)
BB **82271**			**12** (65°x 89°)
			07 (Asym. Ww)

Accessories: (pag 489)

Prolamp | arrayLED | 198-264 V AC | 71 W DC - 80 W AC



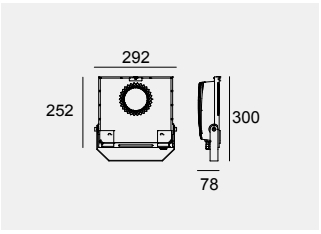

IK08 IP66

	Cct	lm S - lm D	Opt
BB **82272**	**W**	10257 - 8021	**30** (27°)
	N	10519 - 8226	**60** (57°)
DALI	**C**	10643 - 8323	**90** (91°)
BB **82273**			**12** (75°x 80°)
			07 (Asym. Ww)

Accessories: (pag 489)

Prolamp | arrayLED | 198-264 V AC | 90 W DC - 100 W AC



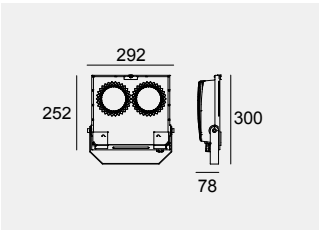

IK08 IP66

	Cct	lm S - lm D	Opt
BB **84068**	**W**	14768 - 11013	**30** (22°)
	N	15146 - 11636	**60** (55°)
DALI	**C**	15322 - 11866	**90** (90°)
BB **84441**			**12** (89°x 95°)
			07 (Asym. Ww)

Accessories: (pag 489)

Prolamp | arrayLED | 198-264 V AC



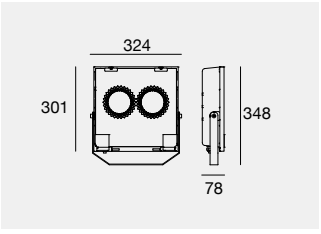

IK08 IP66

	Cct	lm S - lm D	Opt
110 W DC - 120 W AC			
BB **82274**	**W**	18110 - 14108	**30** (27°)
	N	18572 - 14468	**60** (59°)
DALI	**C**	18792 - 14639	**90** (91°)
BB **82275**			**12** (105°)
			07 (Asym. Ww)
144 W DC - 150 W AC			
BB **84069**	**W**	22338 - 16186	**30** (27°)
	N	22908 - 17040	**60** (60°)
DALI	**C**	23178 - 17434	**90** (90°)
BB **84442**			**12** (108°)
			07 (Asym. Ww)

Accessories: (pag 489)

Prolamp | arrayLED | 198-264 V AC



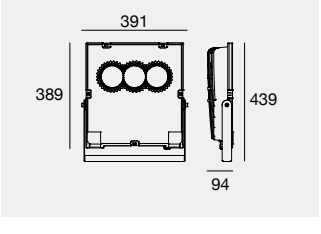

IK08 IP66

	Cct	lm S - lm D	Opt
170 W DC - 180 W AC			
BB **82286**	**W**	25248 - 19138	**30** (22°)
	N	26178 - 19843	**60** (53°)
DALI	**C**	26481 - 20073	**90** (92°)
BB **82287**			**12** (95°x 110°)
			07 (Asym. Ww)
185 W DC - 200 W AC			
BB **84070**	**W**	30771 - 21438	**30** (28°)
	N	31557 - 22563	**60** (61°)
DALI	**C**	31929 - 23091	**90** (90°)
BB **84443**			**12** (97°x 110°)
			07 (Asym. Ww)

Accessories: (pag 489)

Electronics

AM4

DMX	**C-E700026**	**98986**	**98985/99390**
Controllers	DMX/RDM addresser	120 Ohm DMX line closure	Splitter ALLinONE Start & Continuity
Pag. 963			Pag. 972

AM8

99785	**DMX**	**C-E700026**	**98986**	**98985/99390**
ON/OFF 240W CV 48V 244 x 71 x h 38	Controllers	DMX/RDM addresser	120 Ohm DMX line closure	Splitter ALLinONE Start & Continuity
	Pag. 963			Pag. 972

Cables

On/Off 190-250V AC | Cables



BB **99057** Conn. F.3 pin (L 2m)

suitable for: Prolamp 59 W - 133 W

On/Off 190-250V AC | Extension cables



BB **98147** Conn. M. / F. 3 pin (L 5m)
BB **98146** Conn. M. / F. 3 pin (L 10m)

suitable for: Prolamp 59 W - 133 W

AllinOne DMX cable 190-250V AC | Cables



BB **98660** F. 6 pin (L 1m)
BB **98661** F. 6 pin (L 5m)

suitable for: Prolamp RGBW

AllinOne DMX 190-250V AC | Extension cables



BB **98662** M. / F. 6 pin (L 1m)
BB **98663** M. / F. 6 pin (L 5m)

suitable for: Periskop RGBW

Accessories



IS **99391** 35W
IS **99392** 71/90W
IS **99574** 110/144W
IS **83035** 170/185W

Protective cage in steel wire, ideal for increasing the impact resistance of the fixture.

suitable for: Prolamp



On request Directional flaps - shaper

suitable for: Prolamp 59W - 133W / Prolamp RGBW



98985 ALLinONE splitter power/DMX_Start splitter

Pag. 972



99390 ALLinONE splitter power/DMX_Continuity splitter

Pag. 972



98986 ALLinONE splitter power/DMX_DMX line closure adapter

Pag. 972



Prolamp optic 30 - 60 - 90



Prolamp optic 07



Prolamp optic 12

Finishes

BB Black

BIGLAMP

Body in die-cast aluminium, tempered glass,
EPD treated iron bracket, power-coated in.



Biglamp | powerLED | 90-305 V AC | 280 W DC - 300 W



0,6 m | OVP | ESD | IP66 | IK08 | 0,01 | 0,13

	Cct	lm S - lm D	Opt	
AL 82424	W	42795 - 31198	15	(25°)
	N	46155 - 33654	30	(38°)
	C	46155 - 33654	60	(62°)
			07	(Asym. Ww)

Biglamp | powerLED | 90-305 V AC | 2 x 280 W DC - 2 x 300 W AC

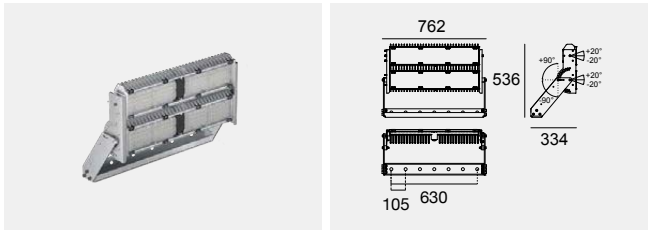

0,6 m | OVP | ESD | IP66 | IK08 | 0,04 | 0,32

	Cct	lm S - lm D	Opt	
AL 82425	W	85590 - 62534	15	(25°)
	N	92310 - 73509	30	(38°)
	C	92310 - 73509	60	(62°)
			07	(Asym. Ww)

Biglamp | powerLED | 90-305 V AC | 3 x 280 W DC - 3 x 300 W AC

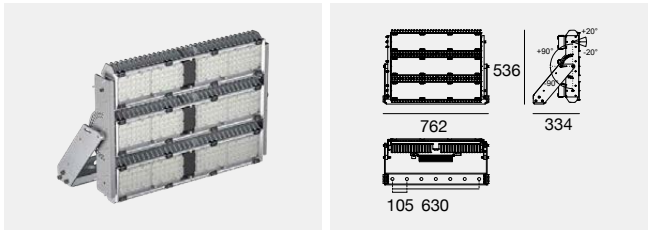

0,6 m | OVP | ESD | IP66 | IK08 | 0,05 | 0,40

	Cct	lm S - lm D	Opt	
AL 82426	W	128385 - 102215	15	(25°)
	N	138465 - 110263	30	(38°)
	C	138465 - 110263	60	(62°)
			07	(Asym. Ww)

Construction details

The body of the LED module is made of EN AB 46100 die-cast untreated aluminium while the fastening bracket is in EPD treated iron with a final RAL9006 grey powder coating. All the light fixture's screws are in AISI 316 stainless steel. The optics are in high yield transparent polycarbonate with anti UV ray protection in six different versions: Spot, Flood, Medium Flood, Wide Flood, Elliptic e Asymmetrical. The fixture's IP66 protection grade and the IK08 seal are ensured by an anti-UV silicone gasket and retaining springs in black galvanised stainless steel designed to compensate for the item's thermal expansion and to guarantee the integrity of the glass over time. The front protective glass is 4 mm thick.

0/1-10V | DMX RDM | DALI

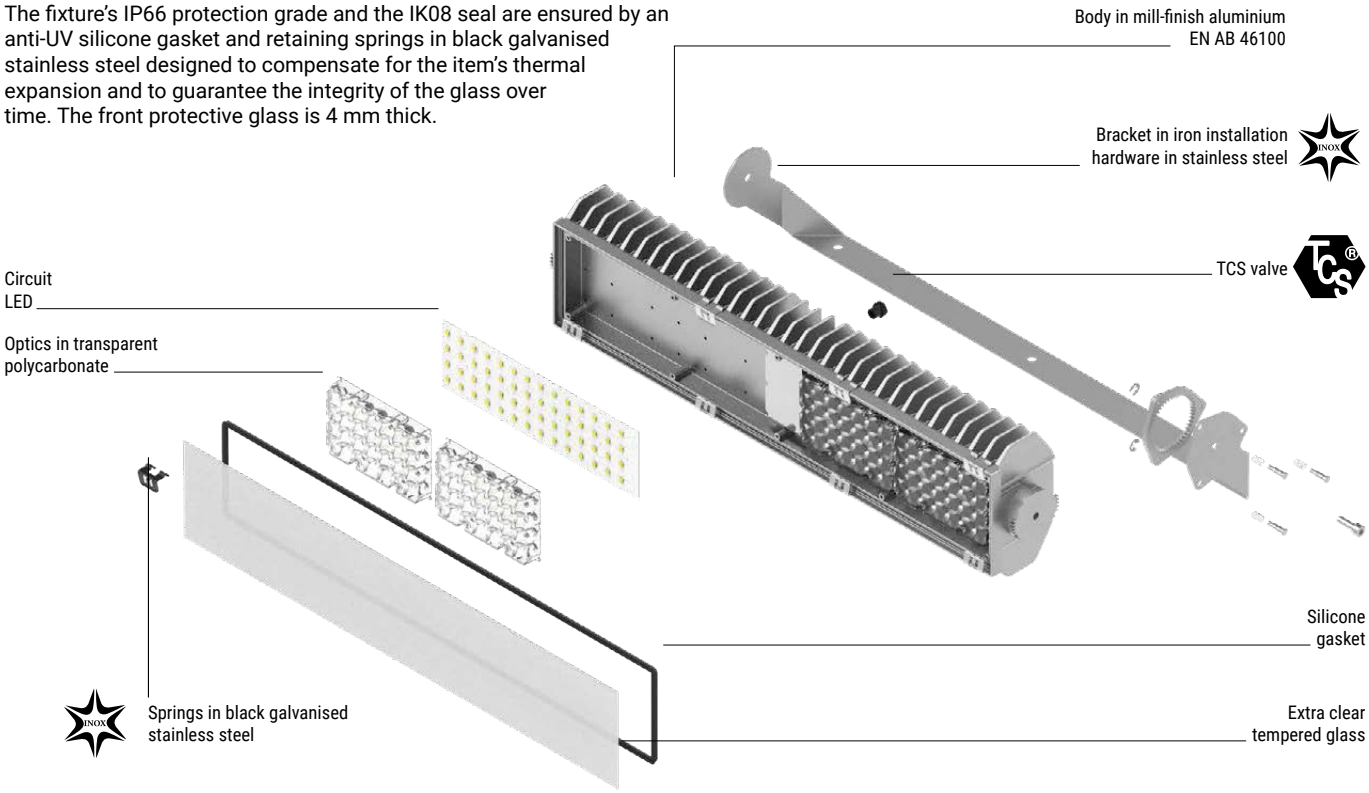

Finishes	Cct				Projectors
AL Aluminium	W	3000	C	5700	
	N	4000			

Biglamp Pro | powerLED | 450 W DC



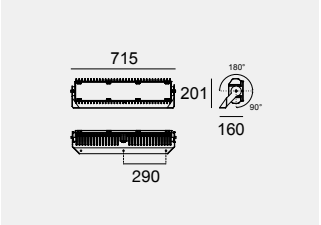

1 m | 0,01 | 0,13

	Cct	lm S - lm D	Opt	
C.C. - 3600 mA				
AL **84432**	**N**	78781 - 53385	**15**	(19°x 23°)
	C	78781 - 53385	**20**	(21°x 26°)
			35	(35°x 43°)
			60	(61°x 66°)
			23	(28°x 40°)
			26	(22°x 26°)

Electronics: **HA** (pag 493)

C.C. - 2700 mA				
AL **84435**	**N**	76720 - 56684	**10**	(12°)
	C	76720 - 56684	**15**	(15°x 21°)
			30	(28°x 39°)
			60	(56°x 63°)
			23	(22°x 38°)
			26	(19°x 26°)

Electronics: **HB** (pag 493)

C.C. - 2500 mA				
AL **84438**	**N**	66666 - 46324	**07**	(Asym. Ww)
	C	66666 - 46324		

Electronics: **HC** (pag 493)

Biglamp Pro | powerLED | 2 x 450 W DC



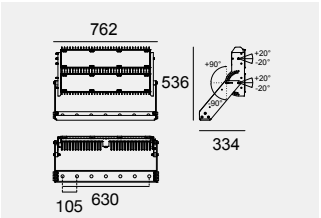

1 m | 0,04 | 0,32

	Cct	lm S - lm D	Opt	
C.C. - 3600 mA/module				
AL **84433**	**N**	157562 - 106769	**15**	(19°x 23°)
	C	157562 - 106769	**20**	(21°x 26°)
			35	(35°x 43°)
			60	(61°x 66°)
			23	(28°x 40°)
			26	(22°x 26°)

Electronics for single module: **HA** (pag 493)

C.C. - 2700 mA/module				
AL **84436**	**N**	153440 - 113344	**10**	(12°)
	C	153440 - 113344	**15**	(15°x 21°)
			30	(28°x 39°)
			60	(56°x 63°)
			23	(22°x 38°)
			26	(19°x 26°)

Electronics for single module: **HB** (pag 493)

C.C. - 2500 mA/module				
AL **84439**	**N**	133332 - 92648	**07**	(Asym. Ww)
	C	133332 - 92648		

Electronics for single module: **HC** (pag 493)

The Driver and Control equipment is to be considered for each individual module (2x)

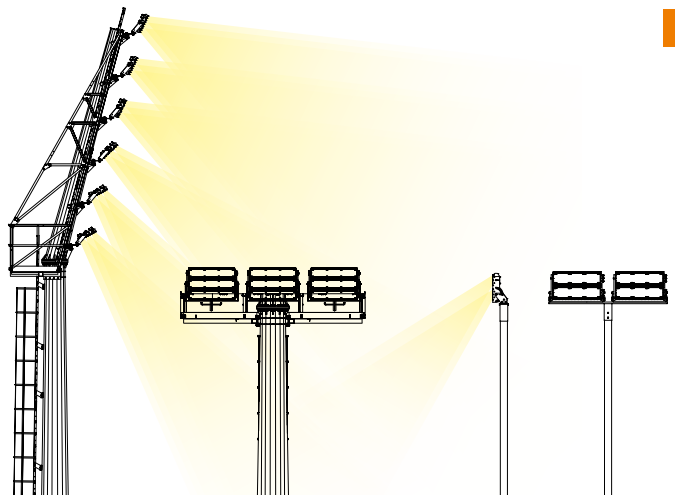

Installation on light tower

The Biglamp protector design was conceived to make installation and directing of the light beam as easy as possible. Considering the possibility of swivelling the projector and the individual modules, Biglamp is ideal for applications on any type of light tower.

Aiming
Projector aiming service is available on request.

LASER Guide

Finishes
AL Aluminium

Cct
N 4000
C 5700

Biglamp Pro | powerLED | 3 x 450 W DC



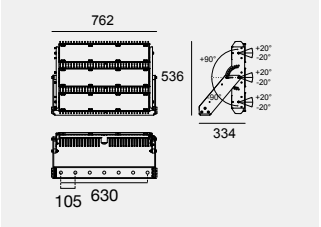

1 m | 0,05 | 0,40

	Cct	lm S - lm D	Opt	
C.C. - 3600 mA/module				
AL **84434**	**N**	236343 - 160159	**15**	(19°x 23°)
	C	236343 - 160159	**20**	(21°x 26°)
			35	(35°x 43°)
			60	(61°x 66°)
			23	(28°x 40°)
			26	(22°x 26°)

Electronics for single module: **HA** (pag 493)

C.C. - 2700 mA/module				
AL **84437**	**N**	230160 - 170044	**10**	(12°)
	C	230160 - 170044	**15**	(15°x 21°)
			30	(28°x 39°)
			60	(56°x 63°)
			23	(22°x 38°)
			26	(19°x 26°)

Electronics for single module: **HB** (pag 493)

C.C. - 2500 mA/module				
AL **84440**	**N**	199998 - 138971	**07**	(Asym. Ww)
	C	199998 - 138971		

Electronics for single module: **HC** (pag 493)

The Driver and Control equipment is to be considered for each individual module (3x)

Electronics

HA

83212	**83211**	**83030**	**83031**	**Controller**
Input 220 V AC ON/OFF, 0/1-10V 262 x 125 x h 44	Input 380 V AC ON/OFF, 0/1-10V 262 x 125 x h 44	Signal converter DALI to 0/1-10V 53 x 27 x h 22	Signal converter DMX to 0/1-10V 90 x 38 x h 27	DALI pag 954-955 DMX pag 963

HB

83216	**83215**	**83030**	**83031**	**Controller**
Input 220 V AC ON/OFF, 0/1-10V 262 x 125 x h 44	Input 380 V AC ON/OFF, 0/1-10V 262 x 125 x h 44	Signal converter DALI to 0/1-10V 53 x 27 x h 22	Signal converter DMX to 0/1-10V 90 x 38 x h 27	DALI pag 954-955 DMX pag 963

HC

83218	**83217**	**83030**	**83031**	**Controller**
Input 220 V AC ON/OFF, 0/1-10V 262 x 125 x h 44	Input 380 V AC ON/OFF, 0/1-10V 262 x 125 x h 44	Signal converter DALI to 0/1-10V 53 x 27 x h 22	Signal converter DMX to 0/1-10V 90 x 38 x h 27	DALI pag 954-955 DMX pag 963

Installation applications



Biglamp:

- Industry
- Gyms and sports centres
- Indoor sports activities and under tensile structures
- Tennis courts
- Basketball courts
- Volleyball courts
- Ice hockey rinks
- Large areas requiring continuous lighting

Biglamp Pro:

- Stadiums
- Medium-large football pitches
- Racecourses
- Race tracks
- Rugby pitches
- Baseball diamonds
- Golf courses
- Sports clubs with outdoor activities
- Ski slopes

Finishes

AL Aluminium

Cct

N 4000
C 5700

H-FARM
Treviso (Italy)

Project: Zanon Architetti Associati

Lighting Designer:
Linea Light Group

Photography:
Thestudio











TELEVISION LIGHTING CONSISTENCY INDEX

On request, the fixtures are available with a colour rendering index of ≥90 and colour temperature of 5700K. With these characteristics, the light fixtures are in compliance with TV broadcasting requirements with filming in HDTV and super slow motion quality.



WALL & CEILING

PRIVATE HOME
Madrid (Spain)

Lighting Designer:
Oscar Abril Revuelta

Photography:
Marek Jarosz



Wall & Ceiling range index

Portik

Portik_R
NEW

501

Portik_Q
NEW

502

Cubit

Cubit

509

Cubit Pro

510

Skin

Skin_S

517

Skin_WF

521

Skin_WL

521

Skin_WY

525

Stadium

Stadium

527

Vedette

Vedette_R

529

Vedette_Q

530

Nail

Nail_W

535

Cem

Cem_C

537

Cem_W

537

Cem_WF

537

Per

Per

539

PORTIK

Aluminium body.



Portik_R | V2 | arrayLED



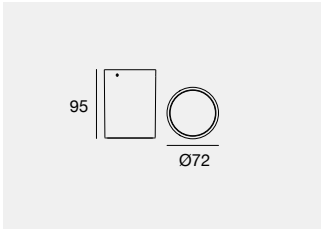

IP65 IK07 NEW

		Fin	Cct	lm S - lm D	Opt
220-240 V AC | 6,5 W DC - 7,5 W AC					
C00467		**WH**	**M**	925 - 679	**SP** (15°)
C00480	HC	**BB**	**W**	965 - 709	**ML** (37°)
		GG	**N**	990 - 727	**WF** (51°)
		DB			

III C.C. IP65 IK07 NEW

		Fin	Cct	lm S - lm D	Opt
350mA - 6,5 W DC					
C00468		**WH**	**M**	925 - 679	**SP** (15°)
C00481	HC	**BB**	**W**	965 - 709	**ML** (37°)
		GG	**N**	990 - 727	**WF** (51°)
		DB			

Electronics: **BZ** (pag 503)

Portik_R | V2 | arrayLED



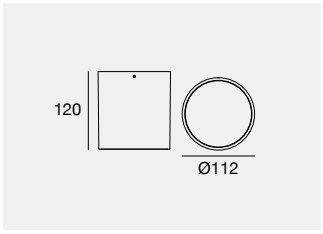

IP65 IK07 NEW

		Fin	Cct	lm S - lm D	Opt
220-240 V AC | 14 W DC - 15,8 W AC					
C00471		**WH**	**M**	2275 - 1668	**SP** (16°)
C00482	HC	**BB**	**W**	2371 - 1741	**ML** (36°)
		GG	**N**	2434 - 1787	**WF** (51°)
		DB			

DALI IP65 IK07 NEW

		Fin	Cct	lm S - lm D	Opt
DALI - 220-240 V AC | 14 W DC - 15,8 W AC					
C00483		**WH**	**M**	2275 - 1668	**SP** (16°)
C00484	HC	**BB**	**W**	2371 - 1741	**ML** (36°)
		GG	**N**	2434 - 1787	**WF** (51°)
		DB			

Portik_R | arrayLED | 198-264 V AC



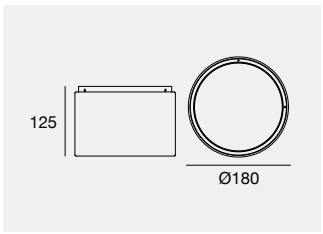

IP65 IK08

		Cct	lm S - lm D	Opt
25 W DC - 28 W AC				
WH	**81877**	**M**	3851 - 2753	**15** (18°)
BB	**81878**	**W**	4011 - 2868	**30** (26°)
GG	**81879**	**N**	4116 - 2943	**60** (56°)
DB	**81880**			
34 W DC - 39 W AC				
WH	**81371**	**M**	4998 - 3169	**15** (18°)
BB	**81372**	**W**	5206 - 3301	**30** (26°)
GG	**81373**	**N**	5342 - 3387	**60** (56°)
DB	**81374**			
DALI - 33 W DC - 36 W AC				
WH	**81885**	**M**	4777 - 3654	**15** (18°)
BB	**81886**	**W**	4976 - 3807	**30** (26°)
GG	**81887**	**N**	5106 - 3906	**60** (56°)
DB	**81888**			

Portik_Q | V2 | arrayLED



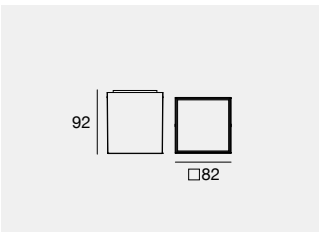

IP65 IK07 NEW

	Fin	Cct	lm S - lm D	Opt
220-240 V AC | 7 W DC - 8,5 W AC				
C00726	**WH**	**M**	1114 - 789	**SP** (15°)
	BB	**W**	1087 - 823	**ML** (38°)
	GG	**N**	1041 - 844	**WF** (51°)
	DB			
C00727 HC				**SP** (14°)
				ML (33°)
				MW (44°)

C.C. IP65 IK07 NEW

	Fin	Cct	lm S - lm D	Opt
200 mA - 6,5 W DC				
C00728	**WH**	**M**	1114 - 789	**SP** (15°)
	BB	**W**	1087 - 823	**ML** (38°)
	GG	**N**	1041 - 844	**WF** (51°)
	DB			
C00729 HC				**SP** (14°)
				ML (33°)
				MW (44°)

Electronics: **BF** (pag 503)

Portik_Q | V2 | arrayLED



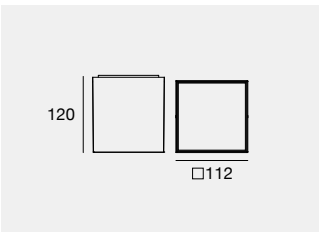

IP65 IK07 NEW

	Fin	Cct	lm S - lm D	Opt
220-240 V AC | 14 W DC - 15,8 W AC				
C00746	**WH**	**M**	2275 - 1621	**SP** (16°)
	BB	**W**	2371 - 1691	**ML** (37°)
	GG	**N**	2434 - 1735	**WF** (52°)
	DB			
C00747 HC				**SP** (15°)
				ML (32°)
				MW (46°)

DALI IP65 IK07 NEW

	Fin	Cct	lm S - lm D	Opt
DALI - 220-240 V AC | 14 W DC - 15,8 W AC				
C00748	**WH**	**M**	2275 - 1621	**SP** (16°)
	BB	**W**	2371 - 1691	**ML** (37°)
	GG	**N**	2434 - 1735	**WF** (52°)
	DB			
C00749 HC				**SP** (15°)
				ML (32°)
				MW (46°)

Portik_Q | V2 | arrayLED



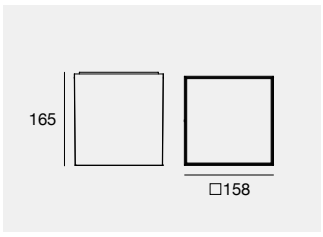

IP65 IK07 NEW

	Fin	Cct	lm S - lm D	Opt
220-240 V AC | 25 W DC - 28 W AC				
C00756	**WH**	**M**	3851 - 2693	**SP** (17°)
	BB	**W**	4011 - 2809	**ML** (33°)
	GG	**N**	4116 - 2882	**WF** (55°)
	DB			
C00757 HC				**SP** (16°)
				ML (30°)
				MW (47°)
220-240 V AC | 32,5 W DC - 36 W AC				
C00758	**WH**	**M**	4777 - 3342	**SP** (17°)
	BB	**W**	4976 - 3485	**ML** (33°)
	GG	**N**	5106 - 3576	**WF** (55°)
	DB			
C00759 HC				**SP** (16°)
				ML (30°)
				MW (47°)
DALI - 220-240 V AC | 32,5 W DC - 36 W AC				
C00760	**WH**	**M**	4777 - 3342	**SP** (17°)
	BB	**W**	4976 - 3485	**ML** (33°)
	GG	**N**	5106 - 3576	**WF** (55°)
	DB			
C00761 HC				**SP** (16°)
				ML (30°)
				MW (47°)

HOUSE DG
Rossano Veneto – Vicenza (Italy)

Project: and Lighting Designer:
Didonè Comacchio Architects (Arch. Paolo Didonè, Arch. Devvy Comacchio)



Electronics

BF

99342
ON/OFF
1 art.
100 x 80 x h 31

C-E200005
DALI/PUSH
1 art.
125 x 45 x h 30
55

BZ

89421
ON/OFF
1 art.
74 x 65 x h 27

C-E200006
ON/OFF
1 - 2 art.
135 x 26 x h 26
35

C-E200004
DALI/PUSH
2 - 3 art.
125 x 45 x h 30
55

Finishes
White
Black
Grey
Dark Brown

Cct
M 2700
W 3000
N 4000

Accessories
HC Honeycomb



CUBIT

Aluminium body.

CUBIT: THE PROTAGONISTS OF YOUR PROJECTS



*** White (WH)**



Grey (GG)



Black (BB)



Dark Brown (DB)

CUBIT is an essential luminaire that becomes the protagonist of your lighting project thanks to its extremely clean aesthetics. Its formal simplicity conceals sophisticated, cutting-edge technology in terms of lighting, optics and performance. The lower optical cell is recessed and without front glass in the PRO version; this allows the light to expand at its best without dazzling. The different combinations provided allow the designer to work with a wide range of possibilities, playing with symmetries and openings. CUBIT can illustrate a place by emphasising the distinctive architectural elements of a building, or it can transform an urban landscape by adding luminous signs or patterns on vertical surfaces.

***** The distinctive white finish of the Cubit and Cubit Pro models allows the luminaire to be painted. Colours can be customised, integrating the luminaire into the architectural landscape on which it is fitted.



CELL OPTICS **CUBIT PRO**: RECESSED, EFFICIENT, PERFORMING

Designed for an optimum comfort experience using black cell optics. This solution allows the optical compartment to be set back, thus reducing glare for a more comfortable and improved visual experience. On account of its unique design, this optical system can only be installed facing downwards.

FOUR DIMENSIONS FOR ENDLESS LIGHT EFFECTS



134x134x133 mm



114x114x113 mm



89x89x88 mm

OPTICS **CUBIT** SINGLE EMISSION (COB DIRECT 220-240 V AC)



15	**30**	**60**	**12**	**00**
Spot	Flood	M.W.Flood	E.W.Flood	Diffused

OPTICS **CUBIT** DOUBLE EMISSION (COB DIRECT 220-240 V AC)



15 15+15	**30** 30+30	**60** 60+60	**12** 12+12	**00** 00+00
Spot+ Spot	Flood+ Flood	M.W.Flood+ M.W.Flood	E.W.Flood+ E.W.Flood	Diffused+ Diffused

One or two light outputs (from opposite sides of the cube) and eight different beam openings: Ultra Spot, Spot, Medium Flood, Wide Flood, Extra Wide Flood, Diffused, Elliptic and Asymmetric. The combination of symmetrical and asymmetrical optics increases the possible effects, and thanks to its minimalist form, CUBIT can be positioned freely on the wall.



61x61x60 mm

HOW TO READ OPTICS COMBINATION



15 15+15
M.Flood+M.Flood

Optics code | Optics combination

Cct	lm S - lm D
uble emission - 5,2 W DC - 6,5 W AC	
WH 77423	M 792 - 245
EB 77424	W 850 - 263
77425	N 916 - 284
77426	

15	15+15	(10°÷19°)+(
30	30+30	(20°÷29°)+(
60	30+30	(40°÷49°)+(
12	30+30	(71°÷120°)+(
		(Diff. + Diff.

OPTICS **CUBIT PRO** SINGLE EMISSION



05 U.Spot | **15** Spot | **30** Flood | **60** W.Flood | **88** Elliptic | **07** Asymmetric | **12** E.W.Flood | **00** Diffused

Only for 61x61x60 mm

OPTICS **CUBIT PRO** DOUBLE EMISSION



15 15+15 Spot+ Spot | **30** 30+30 Flood+ Flood | **60** 60+60 W.Flood+ W.Flood | **15** 15+05 Spot+ U.Spot | **30** 30+05 Flood+ U.Spot | **60** 60+05 W.Flood+ U.Spot

OPTICS **CUBIT PRO** DOUBLE EMISSION



15 07+15 Asymm+ Spot | **30** 07+30 Asymm+ Flood | **60** 07+60 Asymm+ W.Flood | **30** 30+15 Flood+ Spot | **60** 60+15 W.Flood+ Spot | **12** 12+12 E.W.Flood+ E.W.Flood | **00** 00+00 Diffused+ Diffused

Only for 61x61x60 mm



Cubit | arrayLED | 220-240 V AC



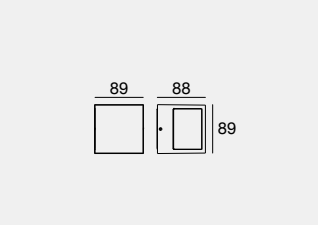

Optics design:



15/30/60



12



00

IK08 IP65

	Cct	lm S - lm D	Opt	
Single emission - 7 W AC				
WH **76649**	**W**	865 - 467	**15**	(21°)
BB **76650**	**N**	870 - 468	**30**	(27°)
GG **76651**			**60**	(45°)
DB **76652**				
WH **76634**	**W**	865 - 490	**12**	(82°)
BB **76635**	**N**	870 - 491	**00**	(Diffused)
GG **76636**				
DB **76637**				

IK08 IP65

	Cct	lm S - lm D	Opt	
Double emission - 14 W AC				
WH **76654**	**W**	1730 - 938	**15**	15+15 (21°+ 21°)
BB **76655**	**N**	1740 - 940	**30**	30+30 (27°+ 27°)
GG **76656**			**60**	60+60 (45°+ 45°)
DB **76657**				
WH **76639**	**W**	1730 - 980	**12**	12+12 (82°+ 82°)
BB **76640**	**N**	1740 - 981	**00**	00+00 (Diff. + Diff.)
GG **76641**				
DB **76642**				

Cubit | arrayLED | 220-240 V AC



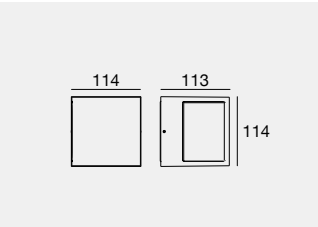

Optics design:



15/30/60



12



00

IK08 IP65

	Cct	lm S - lm D	Opt	
Single emission - 10 W AC				
WH **76574**	**W**	1150 - 660	**15**	(16°)
BB **76575**	**N**	1200 - 632	**30**	(27°)
GG **76576**			**60**	(47°)
DB **76577**				
WH **76559**	**W**	1150 - 580	**12**	(81°)
BB **76560**	**N**	1200 - 635	**00**	(Diffused)
GG **76561**				
DB **76562**				

IK08 IP65

	Cct	lm S - lm D	Opt	
Double emission - 20 W AC				
WH **76579**	**W**	2300 - 1220	**15**	15+15 (16°+ 16°)
BB **76580**	**N**	2400 - 1273	**30**	30+30 (27°+ 27°)
GG **76581**			**60**	60+60 (47°+ 47°)
DB **76582**				
WH **76564**	**W**	2300 - 1217	**12**	12+12 (81°+ 81°)
BB **76565**	**N**	2400 - 1269	**00**	00+00 (Diff. + Diff.)
GG **76566**				
DB **76567**				

Finishes

WH White
BB Black
GG Grey
DB Dark Brown

Cct

W 3000
N 4000

Cubit | arrayLED | 220-240 V AC



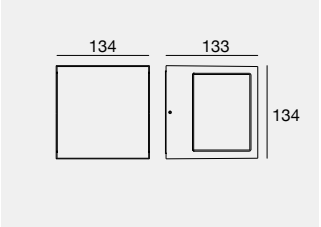

Optics design:



15/30/60



12



00

IK08 IP65

	Cct	lm S - lm D	Opt	
Single emission - 12 W AC				
WH **76311**	**W**	1267 - 809	**15**	(15°)
BB **76312**	**N**	1316 - 842	**30**	(20°)
GG **76313**			**60**	(43°)
DB **76314**				
WH **76296**	**W**	1267 - 730	**12**	(81°)
BB **76297**	**N**	1316 - 760	**00**	(Diffused)
GG **76298**				
DB **76299**				

IK08 IP65

	Cct	lm S - lm D	Opt	
Double emission - 24 W AC				
WH **76316**	**W**	2534 - 1635	**15**	15+15 (15°+ 15°)
BB **76317**	**N**	2632 - 1701	**30**	30+30 (20°+ 20°)
GG **76318**			**60**	60+60 (43°+ 43°)
DB **76319**				
WH **76301**	**W**	2534 - 1460	**12**	12+12 (81°+ 81°)
BB **76302**	**N**	2632 - 1519	**00**	00+00 (Diff. + Diff.)
GG **76303**				
DB **76304**				

Cubit Pro | powerLED | 220-240 V AC



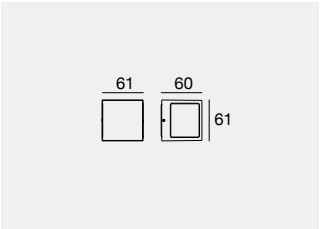

Optics design:



15



30



60



12



00

IK08 IP65

	Cct	lm S - lm D	Opt	
Single emission - 2,6 W DC - 3,2 W AC				
WH **77413**	**M**	396 - 123	**15**	(10°÷ 19°)
BB **77414**	**W**	425 - 132	**30**	(20°÷ 29°)
GG **77415**	**N**	458 - 142	**60**	(40°÷ 49°)
DB **77416**			**12**	(71°÷ 120°)
			00	(Diffused)

IK08 IP65

	Cct	lm S - lm D	Opt	
Double emission - 5,2 W DC - 6,5 W AC				
WH **77418**	**M**	792 - 212	**30**	30+15 (20°÷29°)+(10°÷19°)
BB **77419**	**W**	850 - 228	**60**	60+15 (40°÷49°)+(10°÷19°)
GG **77420**	**N**	916 - 245		
DB **77421**				
WH **77423**	**M**	792 - 245	**15**	15+15 (10°÷19°)+(10°÷19°)
BB **77424**	**W**	850 - 263	**30**	30+30 (20°÷29°)+(20°÷29°)
GG **77425**	**N**	916 - 284	**60**	60+60 (40°÷49°)+(40°÷49°)
DB **77426**			**12**	12+12 (71°÷120°)+(71°÷120°)
			00	00+00 (Diff. + Diff.)

Finishes

WH White GG Grey
BB Black DB Dark Brown

Cct

M 2700 **N** 4000
W 3000

Cubit Pro | Single emission | arrayLED



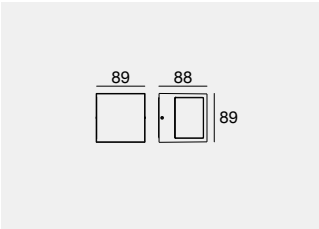

Optics design:



05



Down **Cell**:
15/30/60



Elliptic **88**
Asym.Ww **07**

IK08 IP65

	Cct	Im S - Im D	Opt	
220-240 V AC - 6,7 W DC - 8,7 W AC				
WH **76584**	**M**	849 - 608	**05**	(6°)
BB **76585**	**W**	886 - 635	**15**	(15° Cell)
GG **76586**	**N**	935 - 670	**30**	(22° Cell)
DB **76587**			**60**	(44° Cell)
			88	(22°x 9°)
			07	(Asym. Ww)

IK08 IP65

	Cct	Im S - Im D	Opt	
630mA - 5,5 W DC				
WH **76589**	**M**	643 - 536	**05**	(6°)
BB **76590**	**W**	673 - 559	**15**	(15° Cell)
GG **76591**	**N**	711 - 591	**30**	(22° Cell)
DB **76592**			**60**	(44° Cell)
			88	(22°x 9°)
			07	(Asym. Ww)

Electronics: **BI** (pag 514) | Optic & accessories: (pag 514)

Optic **05** powerLED - Optic **Cell** 15/30/60 only for downlight installation

Cubit Pro | Double emission | arrayLED



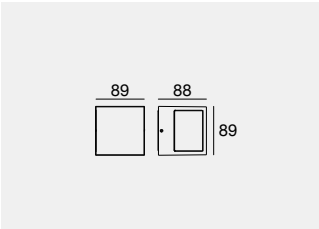

Optics design:



Down **Cell**:
15/30/60



Up:
15/30/60



Up:
05



Asym. Ww
07

IK08 IP65

	Cct	Im S - Im D	Opt	
220-240 V AC - 13,4 W DC - 15,5 W AC				
WH **76614**	**M**	1698 - 1199	**15**	15+15 (15° Cell + 15°)
BB **76615**	**W**	1772 - 1254	**30**	30+30 (22° Cell + 22°)
GG **76616**	**N**	1870 - 1323	**60**	60+60 (44° Cell + 44°)
DB **76617**				
WH **76624**	**M**	1698 - 668	**15**	15+05 (15° Cell + 6°)
BB **76625**	**W**	1772 - 697	**30**	30+05 (22° Cell + 6°)
GG **76626**	**N**	1870 - 736	**60**	60+05 (44° Cell + 6°)
DB **76627**				
WH **77490**	**M**	1698 - 1099	**15**	07+15 (Asym. Ww + 15°)
BB **77491**	**W**	1772 - 1147	**30**	07+30 (Asym. Ww + 22°)
GG **77492**	**N**	1870 - 1211	**60**	07+60 (Asym. Ww + 44°)
DB **77493**				

IK08 IP65

	Cct	Im S - Im D	Opt	
630mA - 11 W DC				
WH **76619**	**M**	1292 - 1059	**15**	15+15 (15° Cell + 15°)
BB **76620**	**W**	1346 - 1108	**30**	30+30 (22° Cell + 30°)
GG **76621**	**N**	1422 - 1169	**60**	60+60 (44° Cell + 44°)
DB **76622**				
WH **76629**	**M**	1292 - 591	**15**	15+05 (15° Cell + 6°)
BB **76630**	**W**	1346 - 617	**30**	30+05 (22° Cell + 6°)
GG **76631**	**N**	1422 - 651	**60**	60+05 (44° Cell + 6°)
DB **76632**				
WH **77495**	**M**	1292 - 971	**15**	07+15 (Asym. Ww + 15°)
BB **77496**	**W**	1346 - 1014	**30**	07+30 (Asym. Ww + 22°)
GG **77497**	**N**	1422 - 1070	**60**	07+60 (Asym. Ww + 44°)
DB **77498**				

Electronics: **BQ** (pag 514) | Optic & accessories: (pag 514)

Optic **05** powerLED - Optic **Cell** 15/30/60 only for downlight installation

Cubit Pro | Single emission | arrayLED | 220-240 V AC



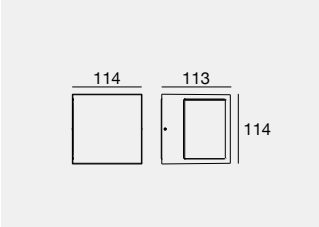

Optics design:



05 | Down **Cell**: **15/30/60** | Elliptic **88** Asym.Ww **07**

IK08 IP65

	Cct	lm S - lm D	Opt
9,3 W DC - 11 W AC			
WH **76321**	**M**	1265 - 816	**05** (6°)
BB **76322**	**W**	1320 - 855	**15** (15° Cell)
GG **76323**	**N**	1354 - 902	**30** (27° Cell)
DB **76324**			**60** (51° Cell)
			88 (25°x 12°)
			07 (Asym. Ww)
6,3 W DC - 7,5 W AC			DALI 2 DALI PUSH
WH **76326**	**M**	925 - 601	**05** (6°)
BB **76327**	**W**	965 - 630	**15** (15° Cell)
GG **76328**	**N**	990 - 664	**30** (27° Cell)
DB **76329**			**60** (51° Cell)
			88 (25°x 12°)
			07 (Asym. Ww)

Optic **05** powerLED - Optic **Cell** 15/30/60 only for downlight installation

Cubit Pro | Double emission | arrayLED | 220-240 V AC



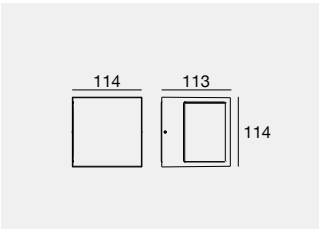

Optics design:



Down **Cell**: **15/30/60** | Up: **15/30/60** | Up: **05** | Asym. Ww **07**

IK08 IP65

	Cct	lm S - lm D	Opt
18,6 W DC - 21,2 W AC			
WH **76351**	**M**	2530 - 1574	**15** 15+15 (15° Cell + 15°)
BB **76352**	**W**	2640 - 1640	**30** 30+30 (27° Cell + 27°)
GG **76353**	**N**	2708 - 1731	**60** 60+60 (51° Cell + 51°)
DB **76354**			
WH **76361**	**M**	2530 - 918	**15** 15+05 (15° Cell + 6°)
BB **76362**	**W**	2640 - 956	**30** 30+05 (27° Cell + 6°)
GG **76363**	**N**	2708 - 1009	**60** 60+05 (51° Cell + 6°)
DB **76364**			
WH **77470**	**M**	2530 - 1574	**15** 07+15 (Asym. Ww + 15°)
BB **77471**	**W**	2640 - 1640	**30** 07+30 (Asym. Ww + 27°)
GG **77472**	**N**	2708 - 1731	**60** 07+60 (Asym. Ww + 51°)
DB **77473**			
12,6 W DC - 15 W AC			DALI 2 DALI PUSH
WH **76356**	**M**	1850 - 1159	**15** 15+15 (15° Cell + 15°)
BB **76357**	**W**	1930 - 1208	**30** 30+30 (27° Cell + 27°)
GG **76358**	**N**	1980 - 1275	**60** 60+60 (51° Cell + 51°)
DB **76359**			
WH **76366**	**M**	1850 - 669	**15** 15+05 (15° Cell + 6°)
BB **76367**	**W**	1930 - 697	**30** 30+05 (27° Cell + 6°)
GG **76368**	**N**	1980 - 735	**60** 60+05 (51° Cell + 6°)
DB **76369**			
WH **77475**	**M**	1850 - 1124	**15** 07+15 (Asym. Ww + 15°)
BB **77476**	**W**	1930 - 1171	**30** 07+30 (Asym. Ww + 27°)
GG **77477**	**N**	1980 - 1235	**60** 07+60 (Asym. Ww + 51°)
DB **77478**			

Optic **05** powerLED - Optic **Cell** 15/30/60 only for downlight installation

Finishes

WH White GG Grey
BB Black DB Dark Brown

Cct

M 2700 **N** 4000
W 3000

Cubit Pro | Single emission | arrayLED | 220-240 V AC



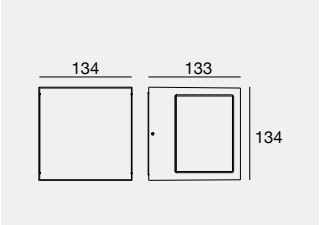

Optics design:



05 | Down **Cell**: **15/30/60** | Elliptic **88** Asym.Ww **07**

IK08 IP65

	Cct	lm S - lm D	Opt
14 W DC - 17 W AC			
WH **76246**	**M**	1864 - 1292	**05** (6°)
BB **76247**	**W**	1946 - 1346	**15** (13° Cell)
GG **76248**	**N**	1995 - 1422	**30** (20° Cell)
DB **76249**			**60** (45° Cell)
			88 (26°x 13°)
			07 (Asym. Ww)
14 W DC - 17 W AC			DALI 2 DALI PUSH
WH **76251**	**M**	1864 - 1292	**05** (6°)
BB **76252**	**W**	1946 - 1346	**15** (13° Cell)
GG **76253**	**N**	1995 - 1422	**30** (20° Cell)
DB **76254**			**60** (45° Cell)
			88 (26°x 13°)
			07 (Asym. Ww)

Optic **05** powerLED - Optic **Cell** 15/30/60 only for downlight installation

Cubit Pro | Double emission | arrayLED | 220-240 V AC



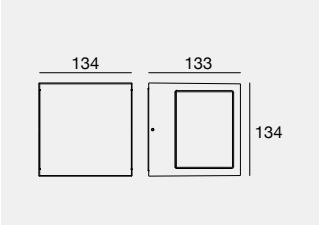

Optics design:



Down **Cell**: **15/30/60** | Up: **15/30/60** | Up: **05** | Asym. Ww **07**

IK08 IP65

	Cct	lm S - lm D	Opt
28 W DC - 31 W AC			
WH **76276**	**M**	3728 - 2546	**15** 15+15 (13° Cell + 13°)
BB **76277**	**W**	3892 - 2653	**30** 30+30 (20° Cell + 20°)
GG **76278**	**N**	3990 - 2802	**60** 60+60 (45° Cell + 45°)
DB **76279**			
WH **76286**	**M**	3728 - 1565	**15** 15+05 (13° Cell + 6°)
BB **76287**	**W**	3892 - 1482	**30** 30+05 (20° Cell + 6°)
GG **76288**	**N**	3990 - 1565	**60** 60+05 (45° Cell + 6°)
DB **76289**			
WH **77438**	**M**	3728 - 2283	**15** 07+15 (Asym. Ww + 13°)
BB **77439**	**W**	3892 - 2379	**30** 07+30 (Asym. Ww + 20°)
GG **77440**	**N**	3990 - 2512	**60** 07+60 (Asym. Ww + 45°)
DB **77441**			
28 W DC - 31 W AC			DALI 2 DALI PUSH
WH **76281**	**M**	3728 - 2546	**15** 15+15 (13° Cell + 13°)
BB **76282**	**W**	3892 - 2653	**30** 30+30 (20° Cell + 20°)
GG **76283**	**N**	3990 - 2802	**60** 60+60 (45° Cell + 45°)
DB **76284**			
WH **76291**	**M**	3728 - 1565	**15** 15+05 (13° Cell + 6°)
BB **76292**	**W**	3892 - 1482	**30** 30+05 (20° Cell + 6°)
GG **76293**	**N**	3990 - 1565	**60** 60+05 (45° Cell + 6°)
DB **76294**			
WH **77443**	**M**	3728 - 2283	**15** 07+15 (Asym. Ww + 13°)
BB **77444**	**W**	3892 - 2379	**30** 07+30 (Asym. Ww + 20°)
GG **77445**	**N**	3990 - 2512	**60** 07+60 (Asym. Ww + 45°)
DB **77446**			

Optic **05** powerLED - Optic **Cell** 15/30/60 only for downlight installation

Electronics

BI

C-E200008
ON/OFF
1 - 2 art.
135 x 26 x h 26
35

99186
ON/OFF
2 - 4 art.
117 x 92 x h 38

C-E200002
DALI/PUSH
2 - 4 art.
125 x 45 x h 30
55

BQ

C-E200008
ON/OFF
1 art.
135 x 26 x h 26
35

99186
ON/OFF
1 - 2 art.
117 x 92 x h 38

C-E200002
DALI/PUSH
2 - 3 art.
125 x 45 x h 30
55







SKIN_S

Aluminium body.
Extra-clear tempered glass diffuser.

Skin_S | powerLED | 176-240 V AC



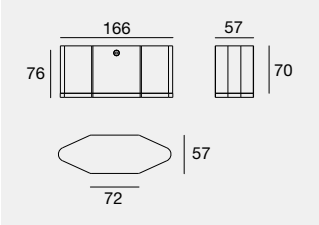

IK10 IP67

	Cct	lm S - lm D	Opt
6 W DC - 6,7 W AC			
WB **83864**	**M**	798 - 547	**15** (14°)
	W	852 - 582	**30** (32°)
	N	909 - 621	**45** (46°)
9,6 W DC - 11 W AC			
WB **83861**	**M**	1210 - 731	**15** (14°)
	W	1210 - 731	**30** (32°)
	N	1306 - 788	**45** (46°)

Recessed casings: (pag 517)

Skin_S | powerLED | 176-240 V AC



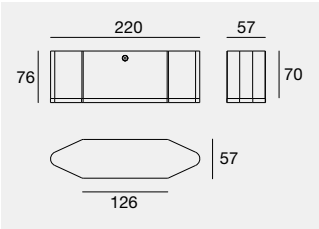

IK08 IP67

	Cct	lm S - lm D	Opt
10 W DC - 11,2 W AC			
WB **83871**	**M**	1330 - 875	**15** (15°)
	W	1420 - 931	**30** (32°)
	N	1515 - 994	**45** (46°)
16,2 W DC - 18 W AC			
WB **83868**	**M**	2016 - 1237	**15** (15°)
	W	2016 - 1237	**30** (32°)
	N	2177 - 1336	**45** (46°)

Recessed casings: (pag 517)



Semi-recessed:
Skin_S

Recessed casings

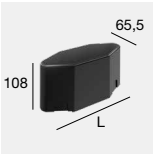

PVC **83123** L 175 mm
suitable for: Skin_S

PVC **83124** L 229 mm
suitable for: Skin_S

For installation: downlight on brickwork ceiling.

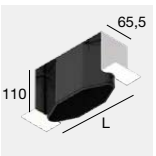

PVC **83125** L 175 mm
suitable for: Skin_S

PVC **83126** L 229 mm
suitable for: Skin_S

For installation: downlight on plasterboard ceiling, downlight on concrete ceiling.

Skin family

Skin_F _FL _Y



566

Skin_WF _WL _WY



521

Finishes	Cct			
WB White/Black	**M**	2700	**N**	4000
	W	3000		



PARKHOTEL EGERNER HÖFE
Rottach-Egern (Germany)
Project: LichtKompetenz
Lighting Designer: Joerg Krewinkel
Photography: Andreas Leder

SKIN_W

Aluminium body.
Extra-clear tempered glass diffuser.



Skin family

Skin_S

517

Skin_F _FL _Y

566

BEAUTIFUL BY DAY, EFFICIENT IN EVERY SITUATION BY NIGHT

We have expanded and completed the SKIN collection with the new wall-mounted version. The collection's innovative elongated hexagon shape is available in two widths: 160 and 210 mm, and in three light configurations: symmetrical, asymmetrical and diffused. SKIN W is an extremely versatile product thanks to the different optics and finishes available; its slim shape makes it adaptable to any context. Neutral colours have been chosen to work by assimilation or contrast with the wall surfaces on which they will be installed. SKIN W is a luminaire that interacts with the surrounding architecture. Combined with the SKIN series, it completes each project, giving it perfect aesthetic uniformity.

EL

Luminaire compliant with the IEC EN 60598-2-22 standard, containing control and command electronics compatible for use in centralised emergency systems



Skin_WF
145x160xP51



Skin_WF
145x210xP51

BLEND IN OR STAND OUT: PLAYING WITH FINISHES

SKIN W is available in five neutral finishes: White, Grey, Black Grey, Black and Dark Brown. These colours allow the designer to blend the product in with the surrounding architecture, making it almost invisible to the light, or in contrast, making SKIN W stand out. A solution that offers a dual advantage: it enhances the aesthetics of the luminaire and of its light.



White (WH)



Grey (GG)



Black Grey (BG)



Black (BB)



Dark Brown (DB)

SKIN WALL, LIGHT HOW YOU WANT IT

SKIN W is the wall-mounted version of SKIN. Its compositional matrix is divided into two variants in mono or bi-emission mode. For each version, optics with different lighting effects are provided: with recessed cells, with opal diffuser and linear asymmetric. It has reduced dimensions: small 145x160x51 mm and large 145x210x51; thanks to its slim structure, it can be installed perfectly flush with the wall.



Skin_WF
Single Emission: 7W AC
Optic: Spot, M.Flood, M.W.Flood

Double Emission: 7W+7W AC
Optic: Spot, M.Flood, M.W.Flood



Skin_WL
Single Emission: 8W AC
Optic: Diffused

Double Emission: 8W+8W AC
Optic: Diffused



Skin_WF
Single Emission: 11W AC
Optic: Spot, M.Flood, M.W.Flood

Double Emission: 11W+11W AC
Optic: Spot, M.Flood, M.W.Flood



Skin_WL
Single Emission: 11W AC
Optic: Diffused

Double Emission: 11W+11W AC
Optic: Diffused



Skin_WY
Single Emission: 11W AC
Optic: Asymmetric

Double Emission: 10,5W+10,5W AC
Optic: Asymmetric

Skin_WF | Single emission | powerLED | 220-240 V AC



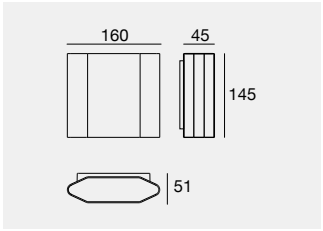



Up Down

IK06 IP65

	Cct	lm S - lm D	Opt
6,3 W DC - 7 W AC			
WH 76918	M	798 - 574	15 (10°÷ 19°)
BB 76919	W	852 - 613	30 (30°÷ 39°)
BG 76920	N	909 - 654	45 (40°÷ 49°)
GG 76921			
DB 76922			

			DALI 2 PUSH
6,3 W DC - 7 W AC			
WH 76923	M	798 - 574	15 (10°÷ 19°)
BB 76924	W	852 - 613	30 (30°÷ 39°)
BG 76925	N	909 - 654	45 (40°÷ 49°)
GG 76926			
DB 76927			

Skin_WF | Double emission | powerLED | 220-240 V AC



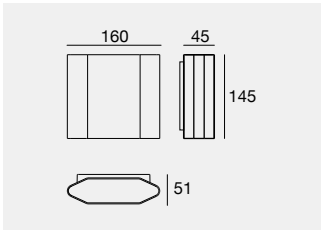



Up Down

IK06 IP65

	Cct	lm S - lm D	Opt
12,6 W DC - 14 W AC			
WH 76938	M	1596 - 1150	15 (10°÷ 19°) + (10°÷ 19°)
BB 76939	W	1704 - 1227	30 (30°÷ 39°) + (30°÷ 39°)
BG 76940	N	1818 - 1310	45 (40°÷ 49°) + (40°÷ 49°)
GG 76941			
DB 76942			

			DALI 2 PUSH
12,6 W DC - 14 W AC			
WH 76943	M	1596 - 1150	15 (10°÷ 19°) + (10°÷ 19°)
BB 76944	W	1704 - 1227	30 (30°÷ 39°) + (30°÷ 39°)
BG 76945	N	1818 - 1310	45 (40°÷ 49°) + (40°÷ 49°)
GG 76946			
DB 76947			

Skin_WL | Single emission | topLED | 220-240 V AC



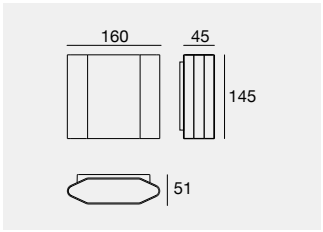



Up Down

IK06 IP65

	Cct	lm S - lm D	Opt
7,2 W DC - 8 W AC			
WH 76928	M	1038 - 450	00 (Diffused)
BB 76929	W	1085 - 470	
BG 76930	N	1131 - 490	
GG 76931			
DB 76932			

			DALI
7,2 W DC - 8 W AC			
WH 76933	M	1038 - 450	00 (Diffused)
BB 76934	W	1085 - 470	
BG 76935	N	1131 - 490	
GG 76936			
DB 76937			

Skin_WL | Double emission | topLED | 220-240 V AC



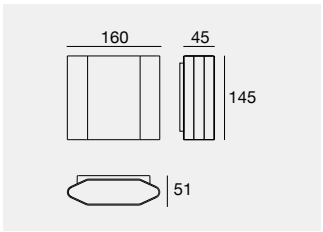

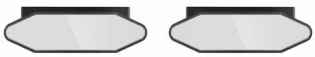

Up Down

IK06 IP65

	Cct	lm S - lm D	Opt
14,4 W DC - 16 W AC			
WH 76948	M	2388 - 900	00 (Diff.) + (Diff.)
BB 76949	W	2556 - 940	
BG 76950	N	2724 - 980	
GG 76951			
DB 76952			

			DALI
14,4 W DC - 16 W AC			
WH 76953	M	2388 - 900	00 (Diff.) + (Diff.)
BB 76954	W	2556 - 940	
BG 76955	N	2724 - 980	
GG 76956			
DB 76957			

Finishes

WH White BG Black/Grey DB Dark Brown
BB Black GG Grey

Cct

M 2700 N 4000
W 3000





Skin_WF | Single emission | powerLED | 220-240 V AC



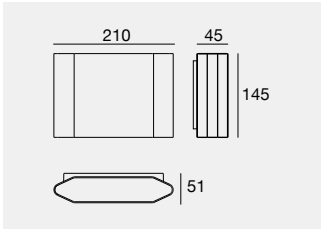



Up



Down

IK06 IP65

	Cct	lm S - lm D	Opt
9,9 W DC - 11 W AC			
WH **76958**	**M**	1330 - 846	**15** (10°÷ 19°)
BB **76959**	**W**	1420 - 903	**30** (30°÷ 39°)
BG **76960**	**N**	1515 - 965	**45** (40°÷ 49°)
GG **76961**			
DB **76962**			

9,9 W DC - 11 W AC — **DALI** **DALI PUSH** (2)

	Cct	lm S - lm D	Opt
WH **76963**	**M**	1330 - 846	**15** (10°÷ 19°)
BB **76964**	**W**	1420 - 903	**30** (30°÷ 39°)
BG **76965**	**N**	1515 - 965	**45** (40°÷ 49°)
GG **76966**			
DB **76967**			

Skin_WF | Double emission | powerLED | 220-240 V AC



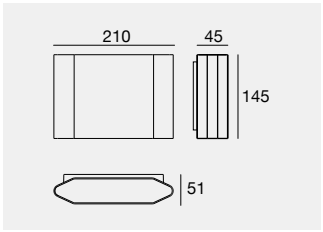



Up



Down

EL * IK06 IP65

	Cct	lm S - lm D	Opt
19,8 W DC - 22 W AC			
WH **76978**	**M**	2300 - 1693	**15** (10°÷ 19°) + (10°÷ 19°)
BB **76979**	**W**	2490 - 1808	**30** (30°÷ 39°) + (30°÷ 39°)
BG **76980**	**N**	2660 - 1929	**45** (40°÷ 49°) + (40°÷ 49°)
GG **76981**			
DB **76982**			

19,8 W DC - 22 W AC — * **DALI** **DALI PUSH** (2)

	Cct	lm S - lm D	Opt
WH **76983**	**M**	2300 - 1693	**15** (10°÷ 19°) + (10°÷ 19°)
BB **76984**	**W**	2490 - 1808	**30** (30°÷ 39°) + (30°÷ 39°)
BG **76985**	**N**	2660 - 1929	**45** (40°÷ 49°) + (40°÷ 49°)
GG **76986**			
DB **76987**			

Skin_WL | Single emission | topLED | 220-240 V AC



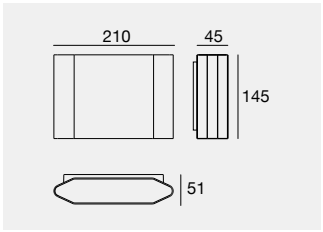



Up



Down

IK06 IP65

	Cct	lm S - lm D	Opt
9,9 W DC - 11 W AC			
WH **76968**	**M**	1384 - 599	**00** (Diffused)
BB **76969**	**W**	1446 - 626	
BG **76970**	**N**	1507 - 653	
GG **76971**			
DB **76972**			

9,9 W DC - 11 W AC — **DALI**

	Cct	lm S - lm D	Opt
WH **76973**	**M**	1384 - 599	**00** (Diffused)
BB **76974**	**W**	1446 - 626	
BG **76975**	**N**	1507 - 653	
GG **76976**			
DB **76977**			

Skin_WL | Double emission | topLED | 220-240 V AC



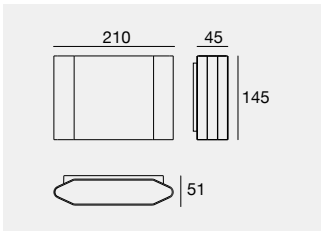



Up



Down

IK06 IP65

	Cct	lm S - lm D	Opt
19,8 W DC - 22 W AC			
WH **76988**	**M**	2769 - 1199	**00** (Diff.) + (Diff.)
BB **76989**	**W**	2892 - 1253	
BG **76990**	**N**	3015 - 1306	
GG **76991**			
DB **76992**			

19,8 W DC - 22 W AC — **DALI**

	Cct	lm S - lm D	Opt
WH **76993**	**M**	2769 - 1199	**00** (Diff.) + (Diff.)
BB **76994**	**W**	2892 - 1253	
BG **76995**	**N**	3015 - 1306	
GG **76996**			
DB **76997**			

Finishes

WH White BG Black/Grey DB Dark Brown
BB Black GG Grey

Cct

M 2700 **N** 4000
W 3000

Skin_WY | Single emission | powerLED | 220-240 V AC



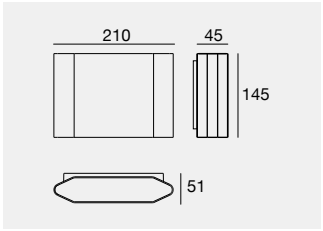



Up



Down

Skin_WY | Double emission | powerLED | 220-240 V AC



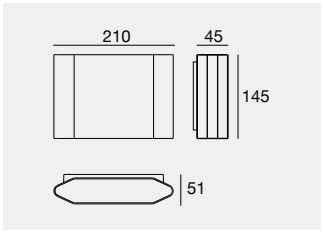



Up



Down

IK06 IP65

	Cct	lm S - lm D	Opt
9,5 W DC - 11 W AC			
WH **76998**	**M**	1533 - 821	**07** (Asy. Ww)
BB **76999**	**W**	1606 - 860	
BG **77000**	**N**	1684 - 902	
GG **77001**			
DB **77002**			

DALI 2 DALI PUSH

9,5 W DC - 11 W AC			
WH **77003**	**M**	1533 - 821	**07** (Asy. Ww)
BB **77004**	**W**	1606 - 860	
BG **77005**	**N**	1684 - 902	
GG **77006**			
DB **77007**			

EL * IK06 IP65

	Cct	lm S - lm D	Opt
18,8 W DC - 21 W AC			
WH **77018**	**M**	3066 - 1642	**07** (Asy. Ww) + (Asy. Ww)
BB **77019**	**W**	3213 - 1721	
BG **77020**	**N**	3368 - 1804	
GG **77021**			
DB **77022**			

*** DALI 2 DALI PUSH**

18,8 W DC - 21 W AC			
WH **77023**	**M**	3066 - 1642	**07** (Asy. Ww) + (Asy. Ww)
BB **77024**	**W**	3213 - 1721	
BG **77025**	**N**	3368 - 1804	
GG **77026**			
DB **77027**			

ASYMMETRY MAKES THE DIFFERENCE

In the version with uplight asymmetrical optics, the beam is more open, allowing a greater light diffusion on the ceiling, an effect that is amplified in vaulted rooms; in the downlight version, the beam is narrower and the recessed optics maximise visual comfort, also thanks to the recessed cell optics.

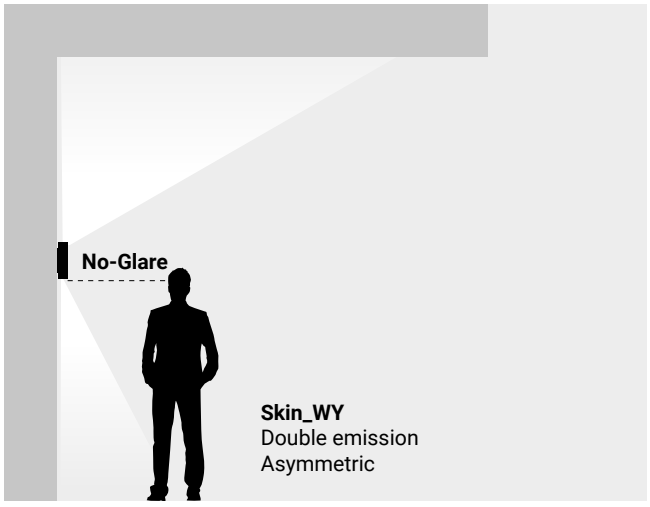



Finishes

WH White BG Black/Grey DB Dark Brown
BB Black GG Grey

Cct

M 2700 **N** 4000
W 3000



STADIUM

Polycarbonate body.

Stadium | topLED | 220-240 V AC | 6,4 W DC - 7,8 W AC



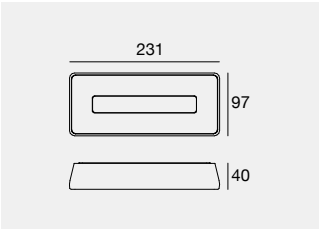

IK10 IP65

	Cct	lm S - lm D	Opt
WH **76078**	**M**	1192 - 596	**00** (Diffused)
BB **76079**	**W**	1246 - 623	
	N	1291 - 647	

Stadium | Full light | topLED | 220-240 V AC | 6,4 W DC - 7,8 W AC



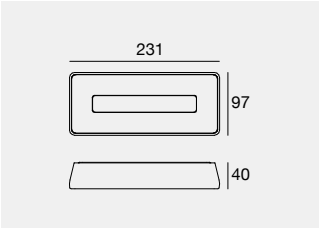

IK10 IP65

	Cct	lm S - lm D	Opt
OP **77186**	**M**	1192 - 678	**00** (Diffused)
	W	1246 - 709	
	N	1291 - 734	



White



Black



Opaline
77186 + 83247

Accessories



WH **83247**
BB **83248**

Inclined bracket
for wall installation

Finishes
WH White OP Opaline
BB Black

Cct
M 2700 **N** 4000
W 3000

LAZIO REGION HEADQUARTER
Roma (Italy)

Photography:
Matteo Canestraro



VEDETTE

Aluminium body.

Vedette_R | powerLED | 198-264 V AC



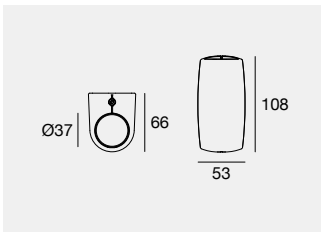

IK05 IP65

	Cct	lm S - lm D	Opt
Single emission - 4 W DC - 4,5 W AC			
WH **82773**	**M**	490 - 298	**15** (14°)
BB **82774**	**W**	490 - 298	**30** (32°)
GG **82775**	**N**	529 - 301	**45** (44°)
DB **82776**			**00** (Diffused)

IK05 IP65

	Cct	lm S - lm D	Opt
Double emission - 8 W DC - 9 W AC			
WH **82778**	**M**	980 - 596	**15** (14°+ 14°)
BB **82779**	**W**	980 - 596	**30** (32°+ 32°)
GG **82780**	**N**	1058 - 644	**45** (44°+ 44°)
DB **82781**			**00** (Diff. + Diff.)

Vedette_R | arrayLED | 198-264 V AC



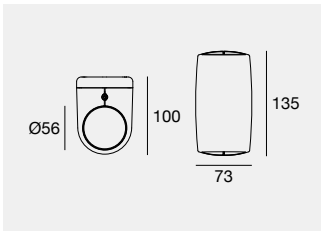

IK05 IP65

	Cct	lm S - lm D	Opt
Single emission - 8 W DC - 9 W AC			
WH **82793**	**M**	1041 - 704	**15** (18°)
BB **82794**	**W**	1087 - 735	**30** (36°)
GG **82795**	**N**	1114 - 753	**60** (66°)
DB **82796**			**00** (Diffused)

IK05 IP65

	Cct	lm S - lm D	Opt
Double emission - 16 W DC - 18 W AC			
WH **82798**	**M**	2082 - 1408	**15** (18°+ 18°)
BB **82799**	**W**	2174 - 1470	**30** (36°+ 36°)
GG **82800**	**N**	2228 - 1506	**60** (66°+ 66°)
DB **82801**			**00** (Diff. + Diff.)

Vedette_R | arrayLED | 198-264 V AC



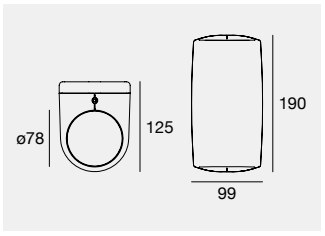

IK05 IP65

	Cct	lm S - lm D	Opt
Single emission - 14 W DC - 15,5 W AC			
WH **82813**	**M**	1676 - 1212	**15** (13°)
BB **82814**	**W**	1750 - 1265	**30** (33°)
GG **82815**	**N**	1794 - 1297	**60** (63°)
DB **82816**			**00** (Diffused)

IK05 IP65

	Cct	lm S - lm D	Opt
Double emission - 28 W DC - 30 W AC			
WH **82818**	**M**	3352 - 2424	**15** (13°+ 13°)
BB **82819**	**W**	3500 - 2531	**30** (33°+ 33°)
GG **82820**	**N**	3588 - 2595	**60** (63°+ 63°)
DB **82821**			**00** (Diff. + Diff.)

Vedette_Q | powerLED | 198-264 V AC



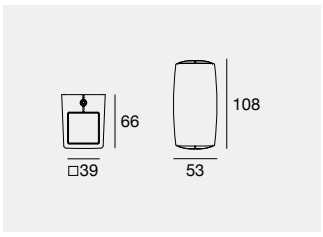

IK05 IP65

	Cct	lm S - lm D	Opt
Single emission - 4 W DC - 4,5 W AC			
WH 82763	M	490 - 298	15 (14°)
BB 82764	W	490 - 298	30 (32°)
GG 82765	N	529 - 301	45 (44°)
DB 82766			00 (Diffused)

IK05 IP65

	Cct	lm S - lm D	Opt
Double emission - 8 W DC - 9 W AC			
WH 82768	M	980 - 596	15 (14°+ 14°)
BB 82769	W	980 - 596	30 (32°+ 32°)
GG 82770	N	1058 - 644	45 (44°+ 44°)
DB 82771			00 (Diff. + Diff.)

Vedette_Q | arrayLED | 198-264 V AC



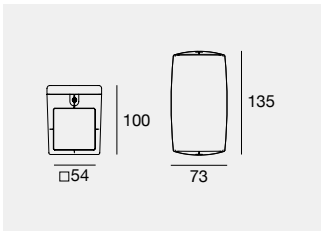

IK05 IP65

	Cct	lm S - lm D	Opt
Single emission - 8 W DC - 9 W AC			
WH 82783	M	1041 - 704	15 (18°)
BB 82784	W	1087 - 735	30 (36°)
GG 82785	N	1114 - 753	60 (66°)
DB 82786			00 (Diffused)

IK05 IP65

	Cct	lm S - lm D	Opt
Double emission - 16 W DC - 18 W AC			
WH 82788	M	2082 - 1408	15 (18°+ 18°)
BB 82789	W	2174 - 1470	30 (36°+ 36°)
GG 82790	N	2228 - 1506	60 (66°+ 66°)
DB 82791			00 (Diff. + Diff.)

Vedette_Q | arrayLED | 198-264 V AC



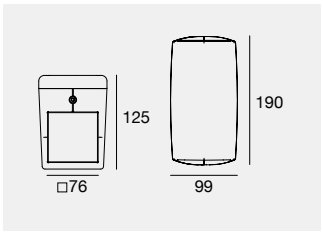

IK05 IP65

	Cct	lm S - lm D	Opt
Single emission - 14 W DC - 15,5 W AC			
WH 82803	M	1676 - 1212	15 (13°)
BB 82804	W	1750 - 1265	30 (33°)
GG 82805	N	1794 - 1297	60 (63°)
DB 82806			00 (Diffused)

IK05 IP65

	Cct	lm S - lm D	Opt
Double emission - 28 W DC - 30 W AC			
WH 82808	M	3352 - 2424	15 (13°+ 13°)
BB 82809	W	3500 - 2531	30 (33°+ 33°)
GG 82810	N	3588 - 2595	60 (63°+ 63°)
DB 82811			00 (Diff. + Diff.)

Finishes

WH White GG Grey
BB Black DB Dark Brown

Cct

M 2700 **N** 4000
W 3000

PALAZZO DOGLIO
Cagliari (Italy)

Project: Studio Mei & Pilia Associati

Lighting Designer:
Lighting Design Department

Photography:
Dario Sequi





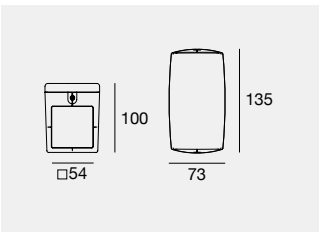

IK05 IP65

	Cct	lm S - lm D	Opt
Single emission - Blade - 6 W DC - 7,2 W AC			
WH **97048**	**M**	657 - 75	**05** (4°)
BB **97049**	**W**	699 - 80	
GG **97050**	**N**	747 - 85	
DB **97051**			

IK05 IP65

	Cct	lm S - lm D	Opt
Single emission - Asymmetric - 6 W DC - 7,2 W AC			
WH **81574**	**M**	685 - 532	**07** (Asym. Ww)
BB **81575**	**W**	739 - 554	
GG **81576**	**N**	985 - 585	
DB **81577**			

IK05 IP65

	Cct	lm S - lm D	Opt
Double emission - Blade - 12 W DC - 13 W AC			
WH **97185**	**M**	1314 - 149	**05** (4°+ 4°)
BB **97186**	**W**	1398 - 159	
GG **97187**	**N**	1494 - 169	
DB **97188**			

IK05 IP65

	Cct	lm S - lm D	Opt
Double emission - Blade - 12 W DC - 13,5 W AC			
WH **97052**	**M**	1342 - 491	**56** (60°+ 4°)
BB **97053**	**W**	1486 - 543	
GG **97054**	**N**	1684 - 616	
DB **97055**			

Optic 4° powerLED + 60°arrayLED

IK05 IP65

	Cct	lm S - lm D	Opt
Double emission - Asymmetric - 13,5 W DC - 16,5 W AC			
WH **81578**	**M**	1324 - 1259	**62** (Asym. Ww + 4°)
BB **81579**	**W**	1413 - 1311	**63** (Asym. Ww + 30°)
GG **81580**	**N**	1730 - 1381	**64** (Asym. Ww + 60°)
DB **81581**			

Vedette_Q | powerLED | 198-264 V AC



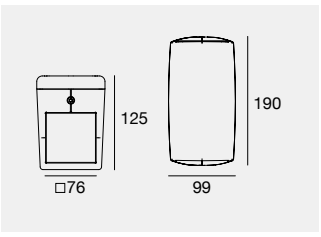

Vedette_Q | arrayLED | 198-264 V AC



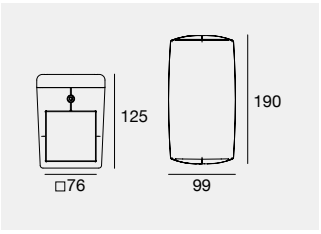

IK05 IP65

	Cct	lm S - lm D	Opt
Single emission - Blade - 24 W DC - 28,8 W AC			
WH **91599**	**M**	2288 - 251	**05** (4°)
BB **91600**	**W**	2288 - 251	
GG **91601**	**N**	2463 - 271	
DB **91602**			

IK05 IP65

	Cct	lm S - lm D	Opt
Single emission - Asymmetric - 14 W DC - 15 W AC			
WH **81582**	**M**	2077 - 841	**07** (Asym. Ww)
BB **81583**	**W**	2165 - 875	
GG **81584**	**N**	2285 - 924	
DB **81585**			

IK05 IP65

	Cct	lm S - lm D	Opt
Double emission - Asymmetric - 28 W DC - 30 W AC			
WH **81586**	**M**	3812 - 2093	**62** (Asym. Ww + 4°)
BB **81587**	**W**	3973 - 2180	**63** (Asym. Ww + 30°)
GG **81588**	**N**	4194 - 2302	**64** (Asym. Ww + 60°)
DB **81589**			

Optic 4° powerLED



LAZIO REGION HEADQUARTER
Roma (Italy)

Photography:
Matteo Canestraro

Finishes

WH White
BB Black
GG Grey
DB Dark Brown

Cct

M 2700
W 3000
N 4000



NAIL

Aluminium body.
Diffuser in polycarbonate.

Nail_W | arrayLED | 180-264 V AC | 6,5 W DC - 8 W AC



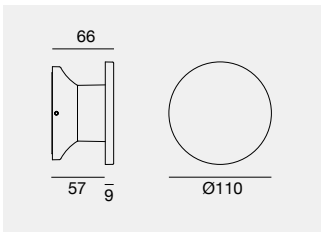

IP65

		Cct	lm S - lm D	Opt
WH	**84184**	**M**	552 - 371	**00** (Radial Diffused)
BG	**84185**	**W**	591 - 397	
DB	**84186**	**N**	638 - 429	
GG	**84187**			
PR	**84188**			



Black/Grey (BG)



Dark Brown (DB)



Grey (GG)



White (WH)



Primer (PR)





Radial optics

Outdoor LED fixture with on-board power supply, equipped with hidden light source which, thanks to optics designed by Linea Light Group in house and made from a single block of methacrylate, creates an extremely low luminance emission with a 360° radial light beam.

Paintable finish

In addition to the four different finishes, Nail is available in primer finish so the fixture can be painted to match the architecture in which it is installed.

Finishes

WH White
BG Black/Grey
GG Grey
DB Dark Brown
PR Primer

Cct

M 2700 **N** 4000
W 3000

CEM

Concrete body



Cem_C | arrayLED | 220-240 V | 6,5 W DC - 8 W AC



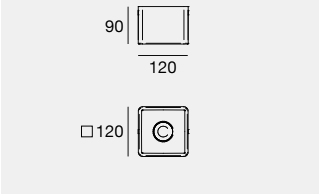

IP65

	Cct	lm S - lm D	Opt
CC 64564	M	751 - On req	70 (68°)
	W	770 - On req	
	N	831 - On req	

Cem_W | arrayLED | 100-240 V | 6,5 W DC - 9 W AC



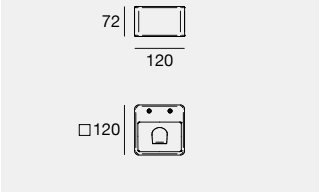

IP65

	Cct	lm S - lm D	Opt
CC 64561	M	849 - On req	00 (Diffused)
	W	876 - On req	
	N	946 - On req	

Cem_W | topLED | 180-264 V | 14 W DC - 16,8 W AC



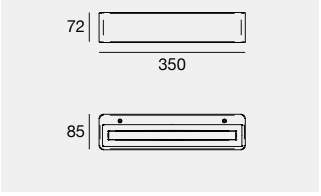

IP65

	Cct	lm S - lm D	Opt
CC 64562	M	2250 - 852	00 (Diffused)
	W	2350 - 890	
	N	2450 - 907	

Cem_WF | powerLED | 500 mA | 1,5 W DC



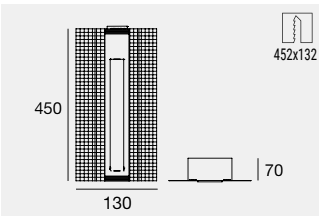

C.C. IP65

	Cct	lm S - lm D	Opt
CC 64506	M	199 - On req	00 (Asym. Ww)
	W	213 - On req	
	N	227 - On req	

Electronics: **BC** (pag 537) | Recessed casing (pag 537)

Cem_WF | topLED | 180 mA | 7,5 W DC



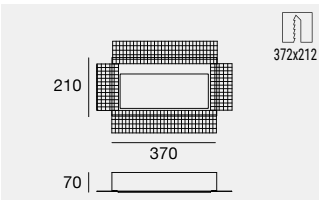

C.C. IP65

	Cct	lm S - lm D	Opt
CC 64505	M	967 - 366	00 (Asym. Ww)
	W	1125 - 426	
	N	1175 - 445	

Electronics: **BH** (pag 537) | Recessed casing (pag 537)

Electronics

BC

89422
ON/OFF
1 - 2 art.
74 x 65 x h 27

89423
ON/OFF
2 - 3 art.
74 x 65 x h 27

C-E200007
ON/OFF
3 - 6 art.
135 x 26 x h 26
35

C-E200003
DALI/PUSH
5 - 12 art.
125 x 45 x h 30
55

BH

99716
ON/OFF
1 art.
57 x 38 x h 25

Recessed casing

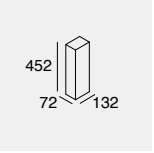

WH **65002** Concrete casting template

suitable for: Cem_WF 1,5W

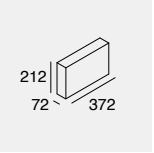

WH **65005** Concrete casting template

suitable for: Cem_WF 7,5W

Finishes
CC Concrete

Cct
M 2700 **N** 4000
W 3000



PER

Aluminium or AISI 316L stainless steel body.

Per | powerLED | 630 mA | 4 W DC



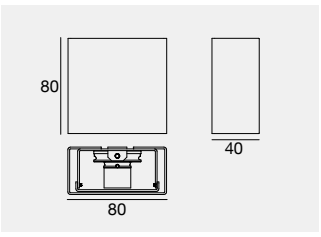

		Cct	lm S - lm D	Opt
WH	**92619**	**M**	438 - 298	**12** (95°)
IS	**92622**	**W**	466 - 316	
GG	**92620**	**N**	498 - 337	
DB	**92621**	Y - B - G - R	On req	

Electronics: **BP** (pag 539)

Electronics

BP

89420	**C-E200008**	**99186**	**C-E200002**
ON/OFF	ON/OFF	ON/OFF	DALI/PUSH
1 art.	2 - 3 art.	3 - 6 art.	3 - 6 art.
74 x 65 x h 27	135 x 26 x h 26	117 x 92 x h 38	125 x 45 x h 30
	35		55



H-FARM
Treviso (Italy)

Photography:
Studio Pointer

Finishes

WH White
IS Steel
GG Grey
DB Dark Brown

Cct

M 2700
W 3000
N 4000
Y Yellow
B Blue
G Green
R Red



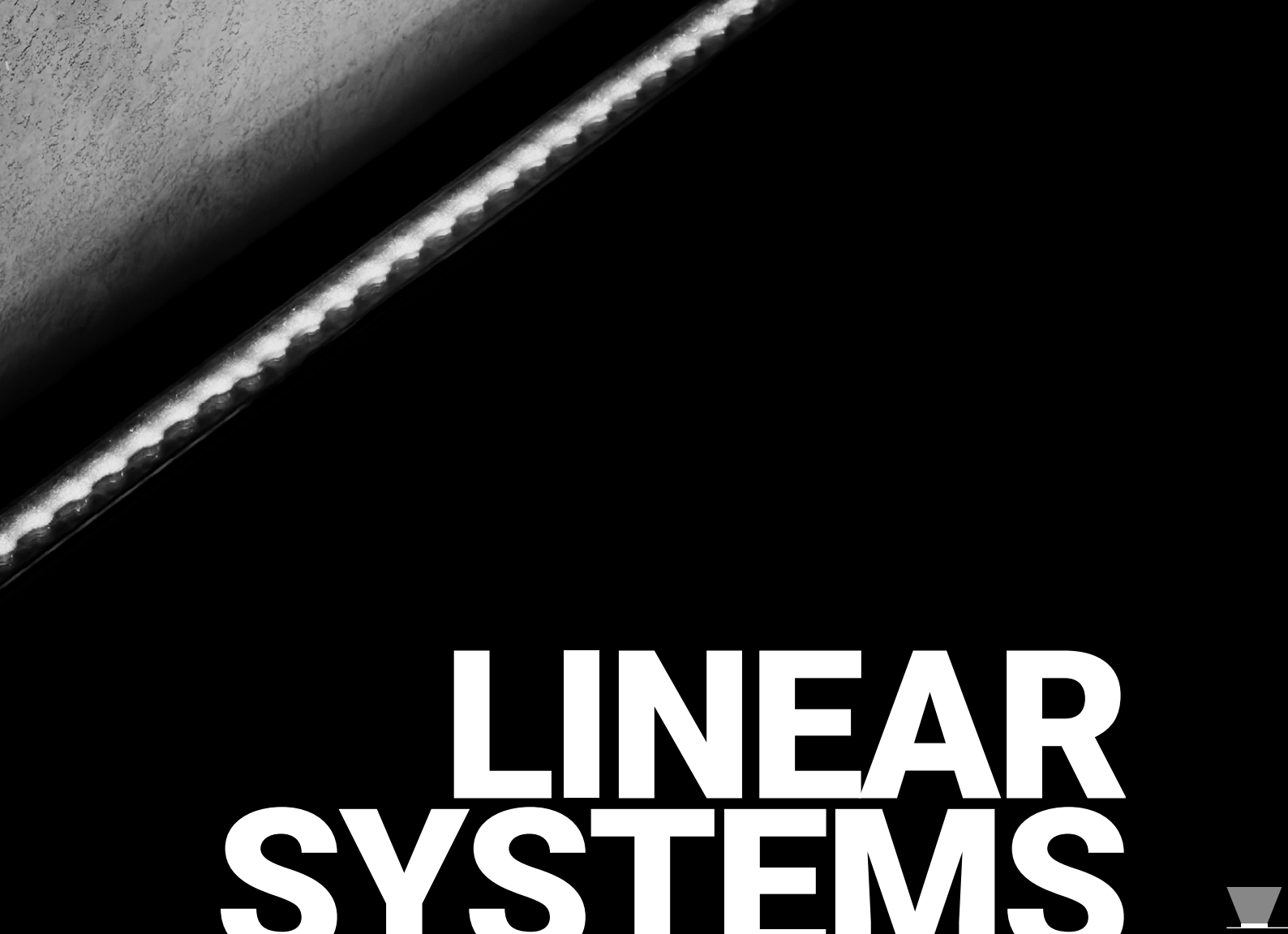

LINEAR SYSTEMS

Linear systems range index

D-Wave

D-Wave



548

Dirigo Cut-Off

Dirigo_CUT-OFF Complete

NEW



552

Dirigo_CUT-OFF

NEW



552

Dirigo

Dirigo_FL2 Complete



556

Dirigo_M2



556

Dirigo_FL1 Complete Steel



557

Dirigo_M1 Steel



557

Fylo+

Fylo+ Out Recessed_S



561

Fylo+ Out Recessed_W



561

Skin

Skin_F



566

Skin_FL



566

Skin_Y



566

Archiline

Archiline_F



572

Archiline_FJ



572

Archiline_FL



573

Archiline_A



574

Archiline_I



575

Archiline_IJ



577

Archiline_W



582

Archiline PRO_W



583

Xenia

Xenia_W
NEW

589

Xenia_W PRO
NEW

591

Xenia_A
NEW

594

Xenia_AL
NEW

595

Xenia_A PRO
NEW

596

Xenia_A PRO MicroLouvre
NEW

597

Xenia_AF
NEW

598

Xenia_ALF
NEW

599

Xenia_AF PRO
NEW

602

Xenia_AF PRO MicroLouvre
NEW

604

Paseo

Paseo_L

610

Paseo Dark

613

Paseo_X

613

High Protection

High Protection

620

High Protection Wired

622

Maxi Tube

Maxi Tube

629

Maxi Tube IN&OUT

630

Mini Tube

Mini Tube

633

Mini Tube IN&OUT

634

Thin66

Thin66

637

Ice-Cut66

Ice-Cut66

641

D-WAVE

Composite material and metal brackets.



MAXIMUM DESIGN FLEXIBILITY, EVEN IMPOSSIBLE ONES

PATENT

With D-WAVE we have created the first flexible two-axis lighting system. We have given the impossible a chance. D-WAVE is the new frontier in linear outdoor marker lights. Thanks to the extreme flexibility of the fully recyclable composite material, it can be adapted to any perimeter, even the most complex and winding ones. The internal pass-through compartments, along the entire length, make it possible to insert wiring, for example, and keep it protected. At the front, various flexible linear light sources can be inserted, such as our Rubber 3D and Silicone (10 mm). Rubber 3D light sources allow you to take full advantage of the double curvature.

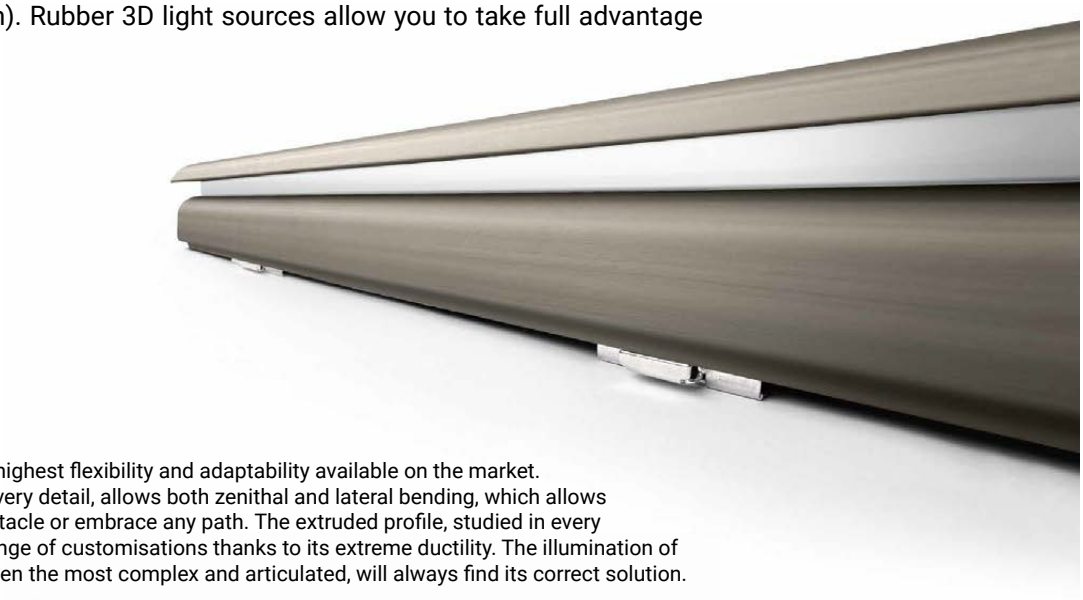

Two-axis flexibility
D-WAVE is a system with the highest flexibility and adaptability available on the market. Its cross-section, studied in every detail, allows both zenithal and lateral bending, which allows D-WAVE to overcome any obstacle or embrace any path. The extruded profile, studied in every detail, can have an endless range of customisations thanks to its extreme ductility. The illumination of contemporary architecture, even the most complex and articulated, will always find its correct solution.



Zenithal flexibility



Lateral flexibility (can only be used with Rubber 3D)

A BLADE OF LIGHT THAT SINUOUSLY ILLUMINATES THE GROUND





D-Wave + Rubber 3D Optics white 22W/m | 3000K



D-Wave + Rubber 3D 10W/m | 3000K

BORN FOR THE FUTURE: RECYCLABLE AND CUSTOMISABLE

D-WAVE is a profile designed in every detail to meet all of the designer's needs. The base is designed to accommodate the fastening systems provided: bracket and stake. Two anchoring methods that facilitate installation by adapting to the perimeter to be followed. Engraved on the base is the Recycle 3 logo, which allows the type of material to be recognised for proper recycling.



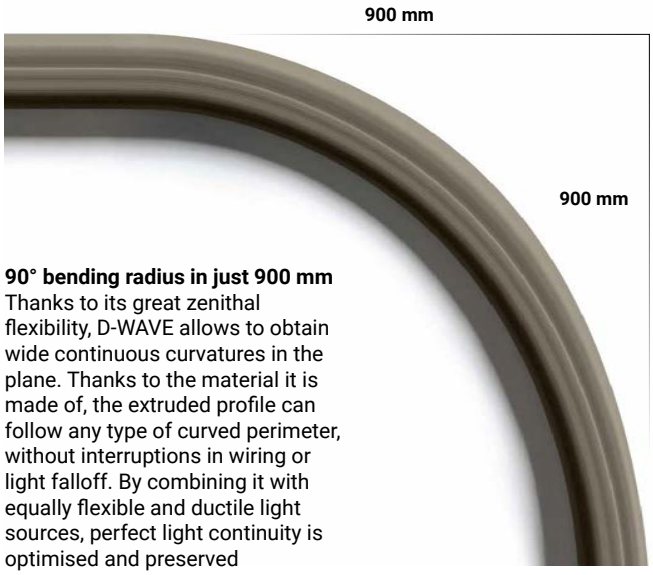

90° bending radius in just 900 mm
Thanks to its great zenithal flexibility, D-WAVE allows to obtain wide continuous curvatures in the plane. Thanks to the material it is made of, the extruded profile can follow any type of curved perimeter, without interruptions in wiring or light falloff. By combining it with equally flexible and ductile light sources, perfect light continuity is optimised and preserved



90° angle connection cuts
D-WAVE is available in 2-metre long modules. D-WAVE can be cut anywhere, even at 90° angles, thanks to the special angular joint, and it can be connected in perfect aesthetic and functional continuity. This solution offers two major advantages: work can be carried out with millimetric precision, without losing efficiency, and the brightness can be maintained constant along the entire perimeter

Floor mounting
Thanks to the quick-release steel bracket, D-WAVE can be mounted on any floor. Positioned at a 50 cm pitch, the bracket ensures firm and continuous anchoring over the entire length of the luminaire



Ground mounting
For this type of installation, a small steel stake has been provided, which is also adjustable and can be placed at a certain pitch, ensuring continuous and safe anchoring over the entire length of the perimeter



Quick-release bracket
We have designed a quick-release bracket system. This is ideal in case of maintenance, replacement or relocation of the luminaire. Thanks to the rear lever, the bracket is quickly released from the profile, leaving it free, thus facilitating the planned operations

All-in-one
D-WAVE is an all-in-one extruded profile that contains the light source in the front channel: Rubber 3D or Silicone (10 mm), all the wiring required for your project is protected in the rear channel. The duct passing under the light source is used to support the lighting profile inserted. All the technological components that make up the D-WAVE system are housed in a single profile.

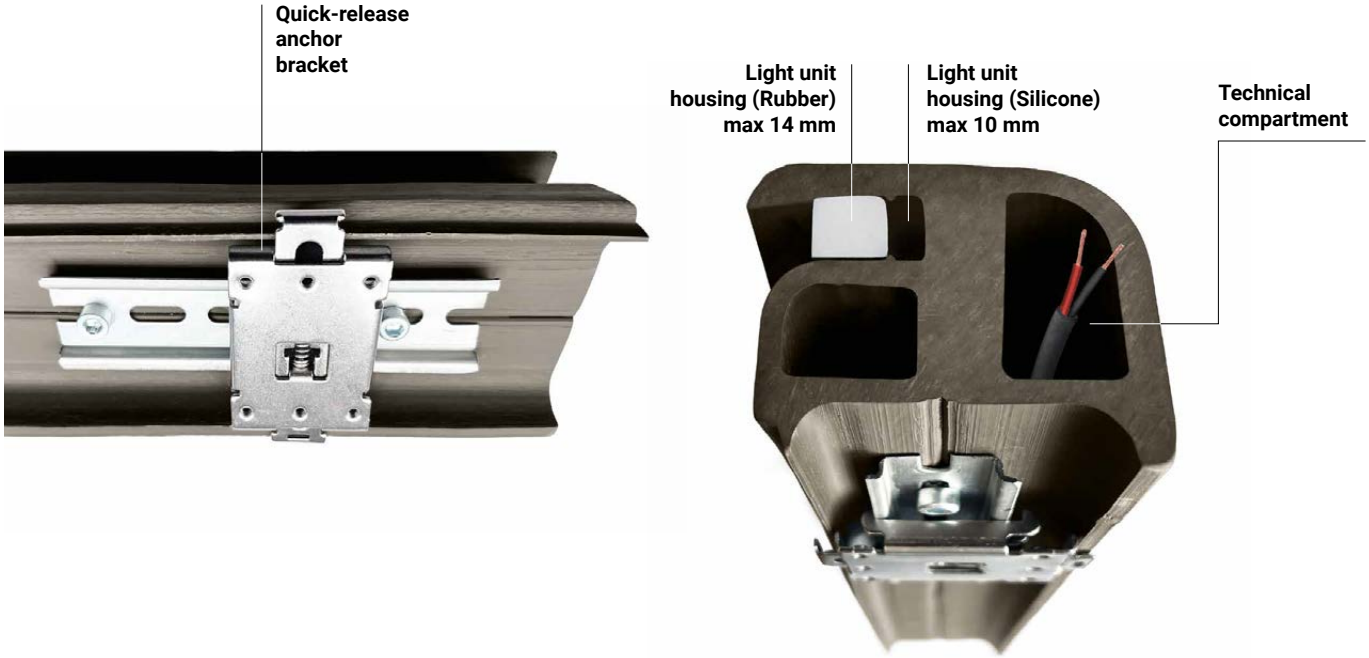

Connecting element
We have designed an invisible connecting element that contributes to the maximum aesthetic and functional continuity of D WAVE. The intermediate joint, linear or angular, allows for the continuous passage of cables and light sources without interruptions or falloff

Anchor brackets
Positioned every 50 cm, they ensure secure and stable installation on any floor or ground and with any zenithal or lateral curvature. The brackets guarantee completely safe installation in any location and in all surface conditions

Closing element
The end element that closes D-WAVE completes the marker light, making it perfectly unified and continuous along the entire length. An essential accessory from a functional and aesthetic point of view





Customization on site
The material D-WAVE is made of is easily customisable, whatever colour you need for your projects. Thanks to the special construction material, paint adheres easily to the entire surface (use only paints for plastic materials). Let your creativity run wild with D WAVE!



D-Wave



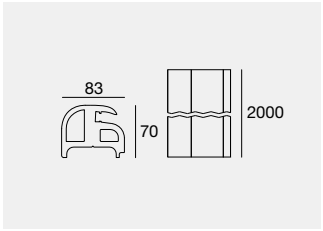

IK10

2000 mm

BN **77407**

The modules must be completed with light source and power supply.

D-Wave | Flex lights



Rubber 3D pag. 420
Rubber 3D Optics pag. 425
Rubber 3D Pixel pag. 418
Silicone **(Max 10mm)** pag. 404

Suggested light unit

Electronics

D-Wave | Driver ON/OFF | 120 - 240 V AC



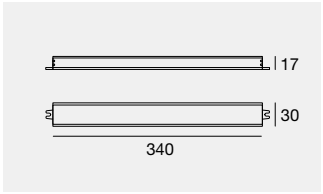

C.V. IP67

AL **C-E400001** 100 W - Output 24 V DC

The power supply can be inserted inside the D-Wave profile.

Accessories

D-Wave | Cap



BN **77408**
suitable for: D-Wave

Right-cap accessory

D-Wave | Bracket



IS
suitable for: D-Wave

Mounting bracket
4 x included

D-Wave | Jointing



BN **77410**
suitable for: D-Wave

Profile jointing accessory

D-Wave | Cap



BN **77409**
suitable for: D-Wave

Left-cap accessory

D-Wave | Internal 90° corner



BN **77469**
suitable for: D-Wave

Curve for external 90° corner

D-Wave | External 90° corner



BN **77412**
suitable for: D-Wave

Curve for internal 90° corner

D-Wave | Stake



IS **77411**
suitable for: D-Wave

Fixing stake

Finishes

BN Brown
IS Steel
AL Aluminium







DIRIGO
CUT-OFF



OPTIMISED LIGHT DISTRIBUTION

NEW

BUG Rating U0

Dirigo Cut-Off is a fully modular outdoor lighting system designed to offer a range of customised configurations, which can be adapted to specific project needs. Its structure is entirely made of high-quality aluminium and the three elegant Dark Grey, Dark Brown and Grey finishes allow the system to fit harmoniously into any outdoor context.

Dirigo Cut-Off's special optical compartment ensures targeted light distribution, creating an optimally lit environment and offering greater visual comfort. The system limits light dispersion beyond 90°, thus complying with light pollution regulations. Dirigo Cut-Off is suitable for outdoor lighting in urban and suburban areas and helps create safer and more pleasant environments without compromising the surroundings, preserving the night sky and nature in general.

The two versions, stand-alone or modular to be completed with dedicated accessories, make it possible to create unique and customised lighting solutions.



Create the perfect atmosphere

With Dirigo Cut-Off, it is possible to turn any outdoor space into a unique and comfortable place for the best lighting experience, where design and sustainability go hand in hand.





Grey (GG)



Dark Grey (DG)



Dark Brown (DB)

Dirigo Cut-Off | Complete Module | topLED | 220-240 V AC



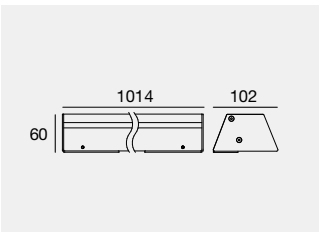

IK09 IP67 NEW

	Fin	Cct	lm S - lm D	Opt
7,2 W DC - 9,2 W AC				
C00222	**DG**	**M**	756 - On req	**WW** (Asym. Ww)
	GG	**W**	802 - On req	
	DB	**N**	914 - On req	

Dirigo Cut-Off | Linear profile



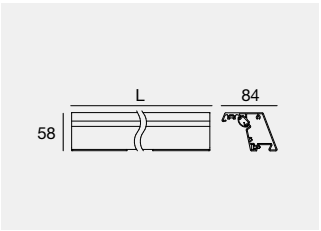

IK09 NEW

		L mm
DG	**C-K400070**	1010
GG	**C-K400071**	1010
DB	**C-K400072**	1010
DG	**C-K400073**	2010
GG	**C-K400074**	2010
DB	**C-K400075**	2010

To be completed with dedicated installation accessories and with lighting unit

Dirigo Cut-Off | IN-corner



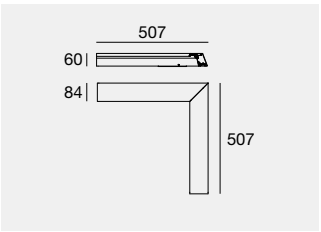

IK09 NEW

DG	**C-K400064**	1 x
GG	**C-K400065**	1 x
DB	**C-K400066**	1 x

To be completed with dedicated installation accessories and with lighting unit

Dirigo Cut-Off | OUT-corner



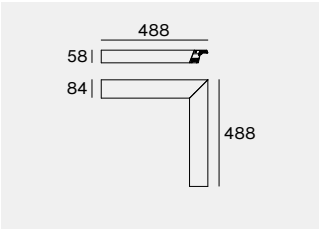

IK09 NEW

DG	**C-K400067**	1 x
GG	**C-K400068**	1 x
DB	**C-K400069**	1 x

To be completed with dedicated installation accessories and with lighting unit

Dirigo Cut-Off | End caps



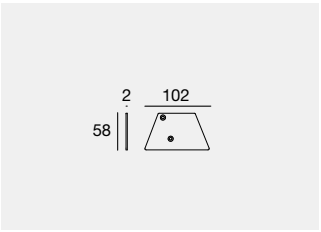

NEW

DG	**C-K400058**	2 x
GG	**C-K400059**	2 x
DB	**C-K400060**	2 x

Dirigo Cut-Off | Joining element



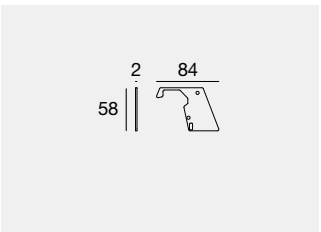

NEW

DG	**C-K400061**	1 x
GG	**C-K400062**	1 x
DB	**C-K400063**	1 x

PU_C Plus | 140 LED/m | topLED | 24 V DC | 7,2 W/m

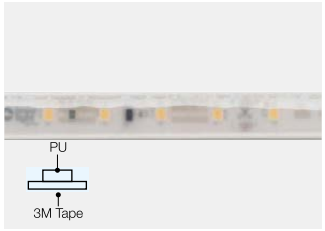

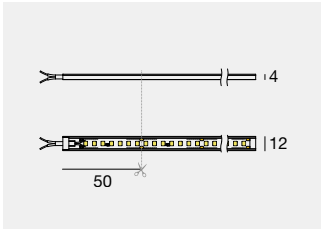

	Fin	Cct	lm S - lm D	Opt
5 m - CRI 90 - 36 W DC				
C00915	**WH**	**M**	3780 - 3780	**DI** (Diffused)
		W	4010 - 4010	
		N	4568 - 4568	

Electronics: **AL** (pag 553)

Strip suggested for Dirigo Cut-Off (except for Complete Module version)



Electronics

AL

99374	**99331**	**99332**	**83333**	**C-E400002**
ON/OFF	ON/OFF	0/1-10V	DALI/PUSH	DALI/PUSH
75W	150W	150W	150W	240W
210 x 49 x h 25	158 x 60 x h 35	158 x 60 x h 35	188 x 68 x h 34	188 x 68 x h 34
56	70	70	77	77

Finishes

White

Cct

M 2700 **N** 4000
W 3000

DIRIGO

Aluminium or AISI 316L stainless steel body.



RESIDENCE CIVICO 3.9
Castelfranco Veneto - Treviso (Italy)

Project: Studio Architetti Associati
Giampietro & Stefano Cinel

Commissioned by: Fralma Srl

Photography: TheStudio

Concept
Invisible during the day. Main actor during the night. Dirigo creates lighting paths through an elegant opposite plans game, hiding the source. Its peculiar profile's section makes the fixture compact and solid, perfectly integrated in all outdoor contexts.



Technology and materials
Dirigo series available in brushed stainless steel AISI 316L or anodyzed extruded aluminum with polyester powder pre-coating antioxide treatment.



Range
Dirigo is available as single module or prepared for continuous line installation.

Single module (L. 1mt)
Sealed and complete source profile, end caps, integrated driver 24V DCo.

Continuous line installation modules
On measure cutting profiles, prepared for continuous line installation up to 5/10m. Led source available with a separated code and on measure cutting. Mechanical connection joints between profiles. Remote driver 24 V DC.

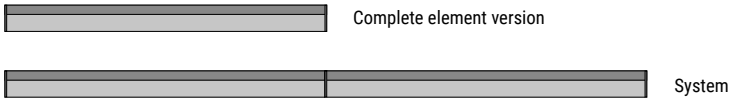

Robust design
The opposing level structure of Dirigo's single profile makes this appliance particularly sturdy and resistant. The absence of raw edges makes it ideal for public and private outdoor applications. Dirigo can be walked on and is extremely safe for users.



Grazing light
The internal Led source gradient was studied for the best lighting distribution, along the pathways.

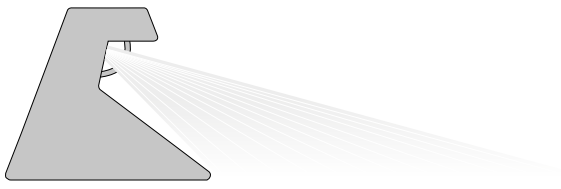



Dirigo_FL2 Aluminium | Complete Module | topLED | 100-264 V AC



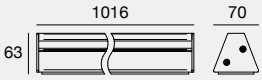

IK09 IP67

	Cct	lm S - lm D	Opt
14,4 W DC - 17 W AC			
DG 64643	W	900 - 384	00 (Asym. Ww)
GG 64642			
DB 64594			

Dirigo_M2 Aluminium | Master



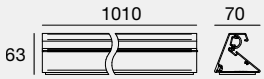

IK09

DG 64645
GG 64644
DB 64595

To be completed with dedicated installation accessories and with lighting unit

Dirigo_M2 Aluminium | Slave



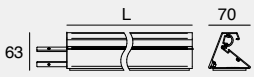

IK09

	L mm
DG 62400	1000
GG 62401	1000
DB 62402	1000
DG 64647	2000
GG 64646	2000
DB 64597	2000

To be completed with dedicated installation accessories and with lighting unit

Dirigo_M2 Aluminium | IN-corner



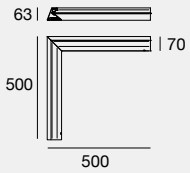

IK09

DG 64664
GG 64665
DB 64666

To be completed with dedicated installation accessories and with lighting unit

Dirigo_M2 Aluminium | OUT-corner



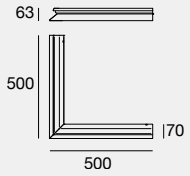

IK09

DG 64667
GG 64668
DB 64669

To be completed with dedicated installation accessories and with lighting unit

Dirigo Sealing | End caps



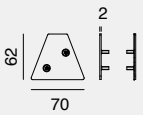

DG 64641	2 x
GG 64640	2 x
DB 64589	2 x
IS 64592	2 x

Dirigo Joining | Joining element



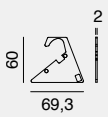

DG 64661	1 x
GG 64663	1 x
DB 64662	1 x
IS 64593	1 x

Dirigo_FL1 Steel | Complete Module | topLED | 100-264 V AC



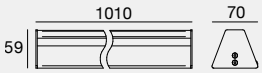

IK09 IP67

	Cct	lm S - lm D	Opt
14,4 W DC - 17 W AC			
IS **64590**	**W**	900 - 450	**00** (Asym. Ww)

Dirigo_M1 Steel | Master



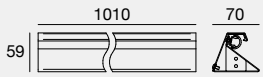

IK09

IS **64591**

To be completed with dedicated installation accessories and with lighting unit

Dirigo_M1 Steel | Slave



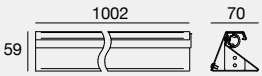

IK09

IS **64648**

To be completed with dedicated installation accessories and with lighting unit

PU_C Plus | 140 LED/m | topLED | 24 V DC | 14,4 W/m

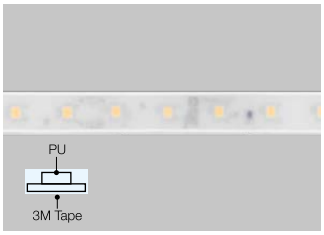

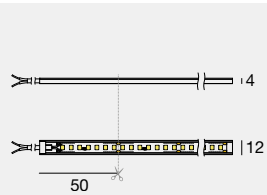

Made in Italy 1m C.V. ICS 3 years IP66 NEW

	Fin	Cct	lm S - lm D	Opt
5 m - CRI 90 - 72 W DC				
C00916	**WH**	**M**	6900 - 6900	**DI** (Diffused)
		W	7230 - 7230	
		N	7495 - 7495	

Electronics: **AL** (pag 557)

Strip suggested for Dirigo (except for Complete Module versions)

Silicone | 168 LED/m | topLED | 24 V DC | 14,4 W/m

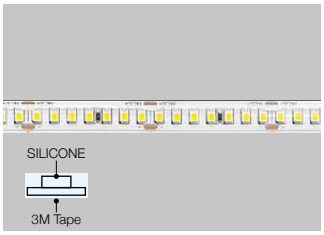

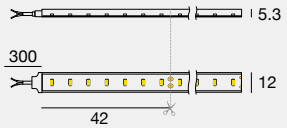

1m C.V. IP67 NEW

	Fin	Cct	lm S - lm D	Opt
5 m - CRI 90 - 72 W DC				
C00505	**WH**	**M**	7290 - 7290	**DI** (Diffused)
		W	7695 - 7695	
		N	8100 - 8100	

Electronics: **AL** (pag 557)

Strip suggested for Dirigo (except for Complete Module versions)

Electronics

AL

99374	99331	99332	83333	C-E400002
ON/OFF	ON/OFF	0/1-10V	DALI/PUSH	DALI/PUSH
75W	150W	150W	150W	240W
210 x 49 x h 25	158 x 60 x h 35	158 x 60 x h 35	188 x 68 x h 34	188 x 68 x h 34
56	70	70	77	77

Finishes

WH White
IS Steel

Cct

M 2700 **N** 4000
W 3000





CAPRICORN BRIDGE
Düsseldorf (Germany)

Design:
Supergelb Architekten

Lighting Designer:
Jack Be Nimble

Photography:
HGEsch Photography

FYLO+

Aluminium profile. Quartz powder resin and mixed construction site material.

Installation process
When fully installed, profiles disappear by merging with the surrounding architecture; integrated light concept allows space customization with unusual and precious lighting details.

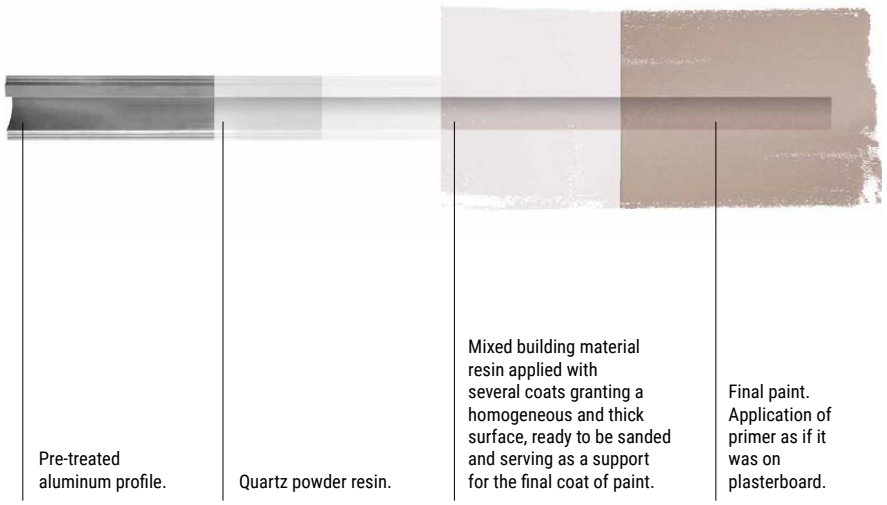

Fylo+ Out Recessed_S | Recessed light body



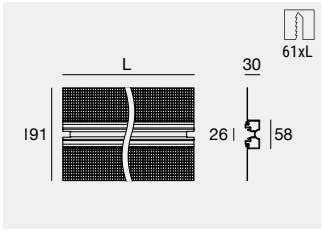

	L mm
PR 65036	1000
PR 65037	2000

Accessories: (pag 561)

Fylo+ Out Recessed_W | Recessed light body



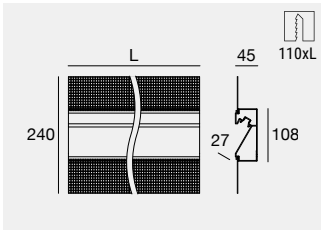

	L mm
PR 65039	1000
PR 65040	2000

Accessories: (pag 561)

Silicone | 120 LED/m | topLED | 24 V DC | 9,6 W/m

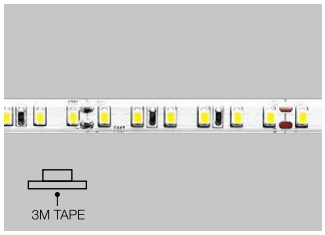

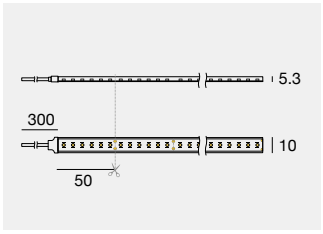

	Fin	Cct	Im S - Im D	Opt
5 m - CRI 90 - 48 W DC				
C00502	WH	M	4019 - 4019	DI (Diffused)
		W	4241 - 4241	
		N	4466 - 4466	

Electronics: **AL** (pag 561)

Strip suggested for Fylo+ Out article

Accessories

Fylo+ | Opaline diffuser

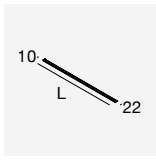

OP **62757** 1 m
OP **62758** 2 m
OP **65094** Custom
suitable for: Fylo+ Out Recessed_S - Out Recessed_W

Fylo+ | Sealing caps

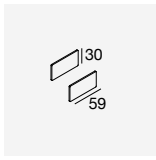

PR **65026** 2 x
suitable for: Fylo+ Out Recessed_S

Fylo+ | Template

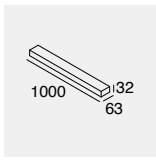

65035
suitable for: Fylo+ Out Recessed_S

Electronics

AL

99374	99331	99332	83333	C-E400002
ON/OFF	ON/OFF	0/1-10V	DALI/PUSH	DALI/PUSH
75W	150W	150W	150W	240W
210 x 49 x h 25	158 x 60 x h 35	158 x 60 x h 35	188 x 68 x h 34	188 x 68 x h 34
56	70	70	77	77

Fylo+ | Sealing caps

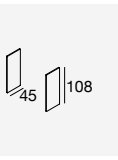

PR **65023** 2 x
suitable for: Fylo+ Out Recessed_W

Fylo+ | Template

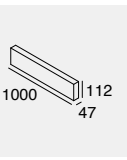

65038
suitable for: Fylo+ Out Recessed_W

Finishes
WH White
OP Opaline
PR Primer

Cct
M 2700
N 4000
W 3000

SKIN

Aluminium body.
Tempered glass diffuser.



Skin family

Skin_S



517

Skin_WF _WL _WY



521



Skin_F

W	6-9,6-10-16,2
mm	**166-220**
Cct	2700-3000-4000
Opt	**Spot-M.Flood** **M.W.Flood**
Elec.	On/Off
Col.	BD



Skin_F

W	6-9,6-10-16,2
mm	**166-220**
Cct	2700-3000-4000
Opt	**Spot-M.Flood** **M.W.Flood**
Elec.	On/Off
Col.	BB



Skin_S

W	6-9,6-10-16,2
mm	**166-220**
Cct	2700-3000-4000
Opt	**Spot-M.Flood** **M.W.Flood**
Elec.	On/Off
Col.	WB



Skin_FL

W	2,1-3,2
mm	**166-220**
Cct	2700-3000-4000
Opt	**Diffused**
Elec.	On/Off
Col.	BB



Skin_Y

W	12,2
mm	**220**
Cct	2700-3000-4000
Opt	**Asymmetric Wallwasher**
Elec.	On/Off
Col.	BB

pag 517

An application for each version
Skin comes in various installation configurations: ceiling-mounted, semi-recessed and flush-fit. With two types of outer casing, it is easy to position according to the project requirements with a choice of different light distribution. Skin has an IP67 protection rating and an extremely strong structure with an impact rating of IK10 (166mm version) and IK08 (220mm version). The combination of these elements means that Skin is perfect for precise and accurate design requirements.



Ceiling surface:
Skin_Y, Skin_S
Skin_F, Skin_FL



Ceiling recessed:
Skin_Y, Skin_F,
Skin_FL



In-ground:
Skin_Y, Skin_F,
Skin_FL



Wall recessed:
Skin_Y,
Skin_FL

Special outer casings for any type of material
Two types of outer casing have been developed for the installation of Skin, adapted to different types of construction materials and possible configurations. The 83123 and 83124 outer casings have been designed to recess the uplight in a concrete screed and the downlight in brick ceilings. The 83125 and 83126 outer casings have been designed to recess the downlight in false or concrete ceilings, and can be fastened with a special bracket.



For installation
in the version with 5/3 cells:
Uplight on concrete floor.



For installation
in the version with 5/3 cells:
Downlight on brick ceiling.

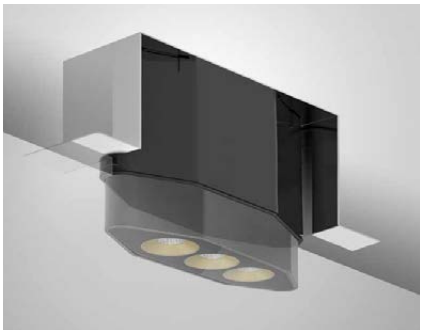

For installation
in the version with 5/3 cells:
Downlight on false ceiling.
Downlight on concrete ceiling.



Skin_S
M. Flood
(pag 517)



Skin_F
M. Flood



Skin_F
M. Flood



Skin_Y
Asymmetric



Skin_FL
Diffused



TOTAL FLEXIBILITY AND BLENDING IN



Skin takes the concept of flexibility to another level through the innovative template that allows the continuous installation of the individual modules positioned at precisely angled step (one every 10°). Operation is intuitive. The modules can be positioned at an angle of up to 60°, following the project layout, by fixing the template under the outer casing. Different configurations of light fixtures can be combined with this innovative anchoring system, creating eye-catching and innovative lighting scenes. The lights can be applied in any architectural setting, even the most delicate and complex, without the need for major structural interventions. An apse or a historic building can be lit in a uniform, respectful manner, with an aesthetic in keeping with the setting.

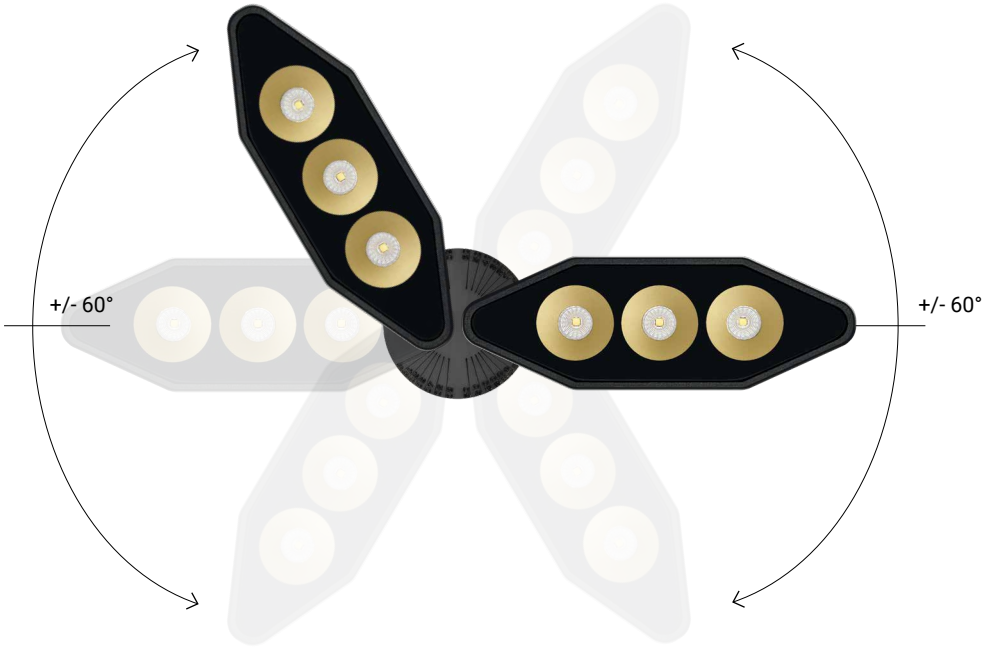



A template is included with every outer casing

Thanks to the special template, Skin can be used to create curved lines or perfect circles of lights which adapt and blend into columns and non-linear walls. Continuity is guaranteed by the precision of the installation and the careful study of the optic layout avoids unwanted variations in light intensity. There is a configuration for every setting. On the ceiling or floor, the light produced by Skin fits the context, no matter how complex or delicate, thanks to the different openings (Spot, Medium Flood, Medium Wide Flood, Diffused, Asymmetric). The compact size and unusual elongated hexagonal shape make it easy to simultaneously combine multiple configurations.

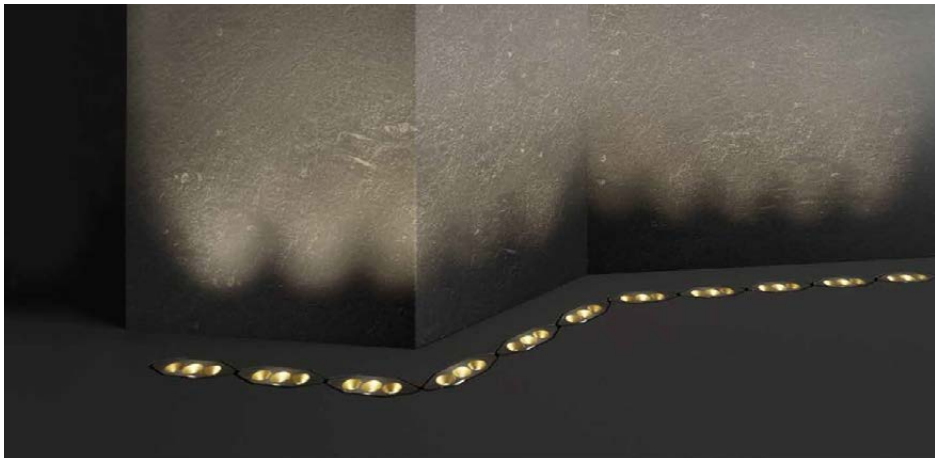



Skin lets you have fun with lighting. This collection has been conceived and designed to go beyond standard linear or spot lighting.

Skin_F | powerLED | 176-276 V AC



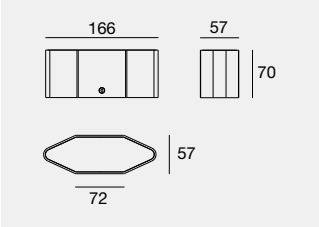

IK10 IP67

	Cct	lm S - lm D	Opt
6 W DC - 6,7 W AC			
BB **83859**	**M**	798 - 586	**15** (15°)
BD **83860**	**W**	852 - 624	**30** (32°)
	N	909 - 666	**45** (46°)
9,6 W DC - 11 W AC			
BB **83862**	**M**	1210 - 861	**15** (15°)
BD **83863**	**W**	1210 - 861	**30** (33°)
	N	1306 - 930	**45** (47°)

Recessed casing: (pag 567)

Skin_F | powerLED | 176-240 V AC



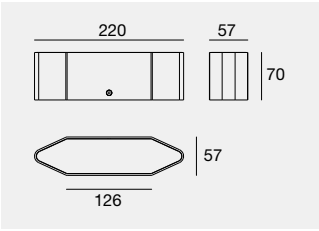

IK08 IP67

	Cct	lm S - lm D	Opt
10 W DC - 11,2 W AC			
BB **83869**	**M**	1330 - 1030	**15** (15°)
BD **83870**	**W**	1420 - 1097	**30** (33°)
	N	1515 - 1170	**45** (46°)
16,2 W DC - 18 W AC			
BB **83866**	**M**	2016 - 1332	**15** (15°)
BD **83867**	**W**	2016 - 1332	**30** (33°)
	N	2177 - 1348	**45** (47°)

Recessed casing: (pag 567)

Skin_FL | topLED | 176-276 V AC



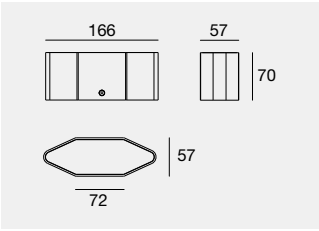

IK10 IP67

	Cct	lm S - lm D	Opt
2,1 W DC - 2,5 W AC			
BB **83865**	**M**	254 - 59	**00** (Diffused)
	W	266 - 62	
	N	275 - 65	

Recessed casing: (pag 567)

Skin_FL | topLED | 176-276 V AC



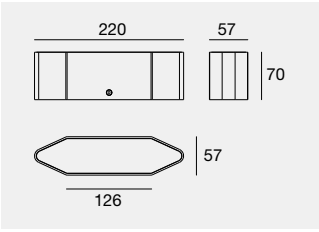

IK08 IP67

	Cct	lm S - lm D	Opt
3,2 W DC - 3,8 W AC			
BB **83872**	**M**	381 - 80	**00** (Diffused)
	W	399 - 84	
	N	413 - 88	

Recessed casing: (pag 567)

Skin_Y | powerLED | 176-240 V AC



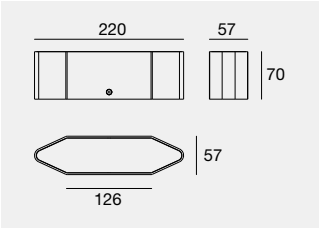

IK08 IP67

	Cct	lm S - lm D	Opt
12,2 W DC - 14 W AC			
BB **83873**	**M**	1584 - 523	**07** (Asym. Ww)
	W	1700 - 561	
	N	1834 - 606	

Recessed casing: (pag 567)

Recessed casings

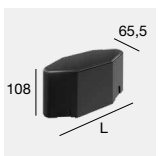

PVC **83123** L 175 mm
suitable for:
Skin_F / _FL 166 mm

PVC **83124** L 229 mm
suitable for:
Skin_F / _FL / _Y 220 mm

For installation: uplight on concrete pavement, downlight on brick ceiling.

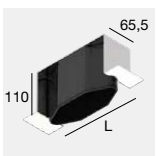

PVC **83125** L 175 mm
suitable for:
Skin_F / _FL 166 mm

PVC **83126** L 229 mm
suitable for:
Skin_F / _FL / _Y 220 mm

For installation: downlight on false ceiling, downlight on concrete ceiling.

Finishes
WB White/Black

Cct
M 2700 **N** 4000
W 3000

ARCHILINE

Recessed model materials
Anodised 6060 aluminium alloy or AISI 316L stainless steel flange.
Extra-clear tempered glass or white ceramic varnished
tempered glass diffuser.

Wall/ceiling model materials
Anodised 6060 aluminium alloy or AISI 316L stainless steel body.
Extra-clear tempered glass diffuser.





Archiline_F/_FJ
Frameless

W	12,2-13,2-18,3-19,8-36,5-39,6
mm	**321-511-1001**
Cct	2700-3000-4000
Opt	**Spot-Flood-M.Flood**
	W.Flood-Elliptic
	Asymmetric Wallwasher
Elec.	On/Off-DALI
Col.	**AK**



Archiline_F
Frameless Anti-glaring

	11,2-12,1-18,3-19,8-36,5-39,6
	321-511-1001
	2700-3000-4000
	Spot-Flood
	W.Flood-Elliptic
	On/Off-DALI
	AK



Archiline_F
Frameless RGBW DMX

	13,2-22-44
	321-511-1001
	RGBW
	Spot-Flood
	W.Flood-Elliptic
	Asymmetric Wallwasher
	DMX
	AK

Archiline_FL
Frameless Opaline

	3,6-6-8,4-12-13,6-24
	321-511-1001
	3000-4000-RGBW
	Diffused
	On/Off-DMX
	AK



Archiline_A
Frame Aluminium

	12,2-13,2-18,3-19,8-36,5-39,6-55-59
	371-561-1051-1541
	2700-3000-4000
	Spot-Flood-M.Flood
	W.Flood-Elliptic
	Asymmetric Wallwasher
	On/Off-DALI
	AM



Archiline_A
Frame Aluminium Anti-Glaring

W	11,2-12,1-18,3-19,8-36,5-39,6
mm	**371-561-1051**
Cct	2700-3000-4000
Opt	**Spot-Flood**
	W.Flood-Elliptic
Elec.	On/Off-DALI
Col.	**AM**



Archiline_A
Frame Aluminium RGBW DMX

	13,2-22-44
	371-561-1051
	RGBW
	Spot-Flood
	W.Flood-Elliptic
	Asymmetric Wallwasher
	DMX
	AM



Archiline_I/_IJ
Frame Inox

	12,2-13,2-18,3-19,8-36,5-39,6
	375-565-1055
	2700-3000-4000
	Spot-Flood-M.Flood
	W.Flood-Elliptic
	Asymmetric Wallwasher
	On/Off-DALI
	IS



Archiline_I
Frame Inox Anti-Glaring

	11,2-12,1-18,3-19,8-36,5-39,6
	375-565-1055
	2700-3000-4000
	Spot-Flood
	W.Flood-Elliptic
	On/Off-DALI
	IS



Archiline_I
Frame Inox RGBW DMX

	13,2-22-44
	375-565-1055
	RGBW
	Spot-Flood
	W.Flood-Elliptic
	Asymmetric Wallwasher
	DMX
	IS

State-of-the-art engineering: Archiline_W PRO
The PRO version is the star of the Archiline range, made entirely from dedicated components, including the powerLED diode sources and extremely high-performance integrated drivers. Archiline_W PRO has an efficiency of 140 lm/W, developing a luminous flux of over 11,000 lumens per metre! It is therefore strongly recommended for very high walls, thanks partly to its optics covered with 5-mm extra-clear glass, black screenprinted edges and high-efficiency elliptical, narrow or flood beam. The 06-optic version will project a beam to a height of 50 metres! Available in an ON/OFF or RGBW version with DMX dimmer protocol. In this model, the main tension and DMX signal both pass through the connector.



Archiline_W has an adjustable graduated stainless steel bracket that fixes to a wall or ceiling, and the distance from the wall is also adjustable.



Safety systems
We have developed a variety of corrosion protection technology to maximise the lifespan of our lights.

They also have overtension and electrical discharge protection, TCS® to shield their circuits from moisture, and AquaStop® water protection.

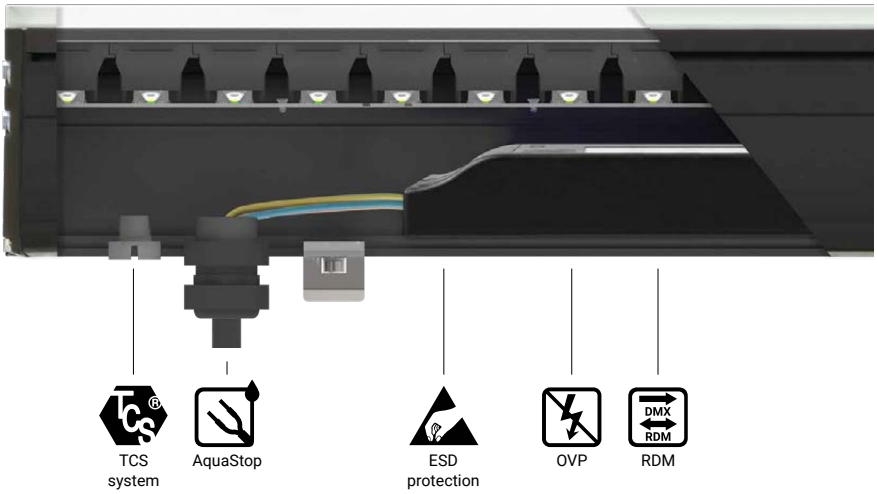

Optics
The Archiline range has optics for every type of design need.
- SPOT and NARROW SPOT for accent lighting
- FLOOD and MEDIUM FLOOD for soft lighting of parts of walls
- ELLIPTIC 20°x50°, which projects an oval beam, ideal for grazing illumination of high and narrow walls
- ASYMMETRIC for a wallwasher effect.

Other features:
- Darklight versions, which section the beam by eliminating the direct component to the exterior and lighting only the wall
- Ability to create continuous lines without affecting the evenness of the light near the ends of each module. In the Archiline_F no-darklight versions, the diodes are arranged so as to maintain the same distance between each one, and between the last ones at each end.

ARCHILINE standard



ARCHILINE darklight





Performance for every need
Each family of lights includes different outputs to meet the largest possible range of requirements. Paseo, Xenia, Archiline and Archiline_W PRO offer a particularly wide selection. It's worth remembering that all Linear Systems can be dimmed using 1-10V, DALI, DMX and RDM protocols, using bidirectional communication to achieve total control of DMX parameters.



SOFITEL BARCELONA SKIPPER
Barcelona (Spain)

Lighting Designer:
Fantastico Lighting Partners

Photography:
Jordi Anguera

Archiline_F | powerLED | 198-264 V AC



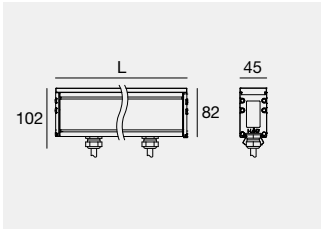

5000 kg IK10 IP68

	Cct	lm S - lm D	Opt
L 321 mm - 6 LED			
13,2 W DC - 14,5 W AC			
AK **92127**	**M**	1692 - 916	**08** (18°x13°)
DALI - 12,2 W DC - 13,5 W AC	**W**	1812 - 974	**15** (23°x18°)
AK **81591**	**N**	1932 - 1037	**30** (30°)
			60 (54°)
L 511 mm - 9 LED			**25** (44°x 29°)
19,8 W DC - 22 W AC			**27** (Asym. Ww)
AK **92128**	**M**	2538 - 1481	
DALI - 18,3 W DC - 20,5 W AC	**W**	2718 - 1557	
AK **81592**	**N**	2898 - 1658	
L 1001 mm - 18 LED			
39,6 W DC - 44 W AC			
AK **92129**	**M**	5076 - 2884	
DALI - 36,5 W DC - 41 W AC	**W**	5436 - 3067	
AK **81593**	**N**	5796 - 3265	

Recessed casing: (pag 578) - Cables: (pag 585)

Archiline_F Anti-glare | powerLED | 198-264 V AC



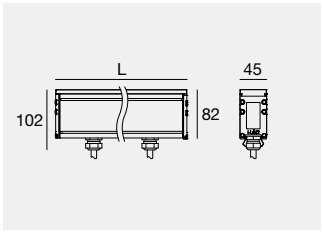

5000 kg IK10 IP68

	Cct	lm S - lm D	Opt
L 321 mm - 11 LED			
12,1 W DC - 13,5 W AC			
AK **92049**	**M**	1716 - 645	**15** (10°÷ 19°)
DALI - 11,2 W DC - 14 W AC	**W**	1837 - 687	**30** (20°÷ 29°)
AK **81594**	**N**	1958 - 730	**60** (50°÷ 70°)
			25 (40°÷ 49°)x(20°÷40°)
L 511 mm - 18 LED			
19,8 W DC - 22 W AC			
AK **92050**	**M**	2808 - 1118	
DALI - 18,3 W DC - 20,5 W AC	**W**	3006 - 1191	
AK **81595**	**N**	3204 - 1264	
L 1001 mm - 36 LED			
39,6 W DC - 43,5 W AC			
AK **92051**	**M**	5616 - 2326	
DALI - 36,5 W DC - 41 W AC	**W**	6012 - 2476	
AK **81596**	**N**	6408 - 2628	

Recessed casing: (pag 578) - Cables: (pag 585)

Archiline_FJ | powerLED | 198-264 V AC



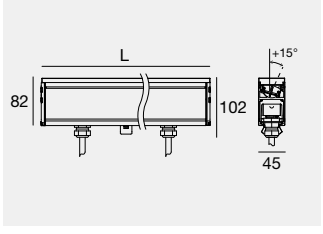

5000 kg IK10 IP68

	Cct	lm S - lm D	Opt
L 321 mm - 6 LED			
13,2 W DC - 14,5 W AC			
AK **82302**	**M**	1692 - 916	**08** (18°x 13°)
DALI - 12,2 W DC - 13,5 W AC	**W**	1812 - 974	**15** (23°x 18°)
AK **82303**	**N**	1932 - 1037	**30** (30°)
			60 (54°)
L 511 mm - 9 LED			**25** (44°x 29°)
19,8 W DC - 22 W AC			**27** (Asym. Ww)
AK **82304**	**M**	2538 - 1482	
DALI - 18,3 W DC - 20,5 W AC	**W**	2718 - 1557	
AK **82305**	**N**	2898 - 1658	
L 1001 mm - 18 LED			
39,6 W DC - 44 W AC			
AK **82306**	**M**	5076 - 2884	
DALI - 36,5 W DC - 41 W AC	**W**	5436 - 3067	
AK **82307**	**N**	5796 - 3265	

Finishes

AK Anodised Black Aluminium

Cct

M 2700 **N** 4000
W 3000

Archiline_F RGBW DMX | powerLED | 198-264V AC



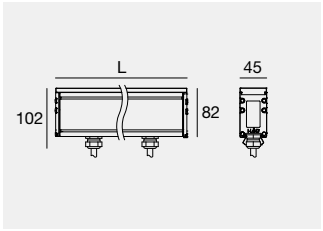

5000 kg

	Cct	Opt
L 321 mm - 5x4 LED 13,2 W DC - 14,5 W AC		
AK **92083**	**V** RGBW (3000K) **Q** RGBW (4000K)	**15** (10°÷ 19°) **30** (20°÷ 29°) **60** (50°÷ 70°) **25** (40°÷ 49°)x(20°÷40°) **27** (Asym. Ww)
L 511 mm - 5x4 LED 22 W DC - 24,5 W AC		
AK **92084**	**V** RGBW (3000K) **Q** RGBW (4000K)	
L 1001 mm - 10x4 LED 44 W DC - 49 W AC		
AK **92093**	**V** RGBW (3000K) **Q** RGBW (4000K)	

DW Dynamic White available on request

Electronics: **AM4** (pag 585) | Recessed casing: (pag 578) - Cables: (pag 585)

Archiline_FL | topLED | 190-250V AC



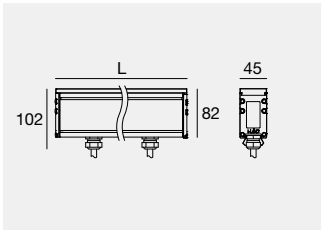

5000 kg

	Cct	lm S - lm D	Opt
L 321 mm 3,6 W DC - 5 W AC			
AK **92138**	**W** **N**	483 - 95 504 - 103	**00** (Diffused)
L 511 mm 6 W DC - 8,6 W AC			
AK **92139**	**W** **N**	828 - 145 864 - 158	
L 1001 mm 12 W DC - 14,3 W AC			
AK **92142**	**W** **N**	1656 - 290 1728 - 315	

Recessed casing: (pag 578) - Cables: (pag 585)

Archiline_FL RGBW DMX | topLED | 190-250V AC



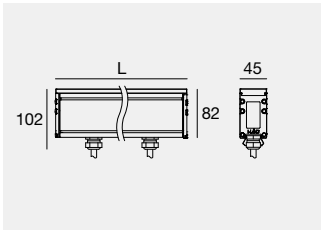

5000 kg

	Cct	Opt
L 321 mm 8,4 W DC - 10 W AC		
AK **92143**	**V** RGBW (3000K) **Q** RGBW (4000K)	**00** (Diffused)
L 511 mm 13,6 W DC - 16 W AC		
AK **92144**	**V** RGBW (3000K) **Q** RGBW (4000K)	
L 1001 mm 24 W DC - 25 W AC		
AK **92145**	**V** RGBW (3000K) **Q** RGBW (4000K)	

Electronics: **AM4** (pag 585) | Recessed casing: (pag 578) - Cables: (pag 585)

Archiline_A | powerLED | 190-250V AC



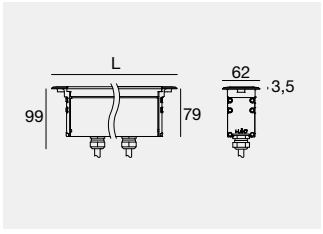

	Cct	lm S - lm D	Opt
L 371 mm - 6 LED			
13,2 W DC - 14,5 W AC			
AM **92132**	**M**	1692 - 916	**08** (18°x 13°)
DALI - 12,2 W DC - 13,5 W AC	**W**	1812 - 974	**15** (23°x 18°)
AM **81603**	**N**	1932 - 1037	**30** (30°)
			60 (54°)
L 561 mm - 9 LED			**25** (44°x 29°)
19,8 W DC - 22 W AC			**27** (Asym. Ww)
AM **92134**	**M**	2538 - 1481	
DALI - 18,3 W DC - 20,5 W AC	**W**	2718 - 1557	
AM **81604**	**N**	2898 - 1658	
L 1051 mm - 18 LED			
39,6 W DC - 44 W AC			
AM **92136**	**M**	5076 - 2884	
DALI - 36,5 W DC - 41 W AC	**W**	5436 - 3067	
AM **81605**	**N**	5796 - 3265	
L 1541 mm - 27 LED			
59 W DC - 65 W AC			
AM **81590**	**M**	7182 - 4095	
DALI - 55 W DC - 61,4 W AC	**W**	7668 - 4355	
AM **81606**	**N**	8181 - 4660	

Recessed casing: (pag 578) - Cables: (pag 585)

Archiline_A Anti-glare | powerLED | 190-250V AC



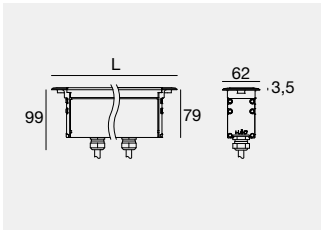

	Cct	lm S - lm D	Opt
L 371 mm - 11 LED			
12,1 W DC - 13,5 W AC			
AM **92052**	**M**	1716 - 645	**15** (10°÷ 19°)
DALI - 11,2 W DC - 12,5 W AC	**W**	1837 - 687	**30** (20°÷ 29°)
AM **81607**	**N**	1958 - 730	**60** (50°÷ 70°)
			25 (40°÷ 49°)x(20°÷40°)
L 561 mm - 18 LED			
19,8 W DC - 22 W AC			
AM **92054**	**M**	2808 - 1118	
DALI - 18,3 W DC - 20,5 W AC	**W**	3006 - 1191	
AM **81608**	**N**	3204 - 1264	
L 1051 mm - 36 LED			
39,6 W DC - 43,5 W AC			
AM **92056**	**M**	5616 - 2326	
DALI - 36,5 W DC - 41 W AC	**W**	6012 - 2476	
AM **81609**	**N**	6408 - 2628	

Recessed casing: (pag 578) - Cables: (pag 585)

Finishes

AM Anodised Aluminium

Cct

M 2700 **N** 4000
W 3000

Archiline_A RGBW DMX | powerLED | 190-250V AC



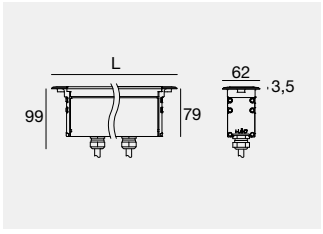

	Cct		Opt	
L 371 mm - 3x4 LED				
13,2 W DC - 14,5 W AC				
AM **92100**	**V**	RGBW (3000K)	**15**	(10°÷ 19°)
	Q	RGBW (4000K)	**30**	(20°÷ 29°)
L 561 mm - 5x4 LED			**60**	(50°÷ 70°)
22 W DC - 24,5 W AC			**25**	(40°÷ 49°)x(20°÷40°)
AM **92104**	**V**	RGBW (3000K)	**27**	(Asym. Ww)
	Q	RGBW (4000K)		
L 1051 mm - 10x4 LED				
44 W DC - 49 W AC				
AM **92108**	**V**	RGBW (3000K)		
	Q	RGBW (4000K)		

DW Dynamic White available on request

Electronics: **AM4** (pag 585) | Recessed casing: (pag 578) - Cables: (pag 585)

Archiline_I | powerLED | 190-250V AC



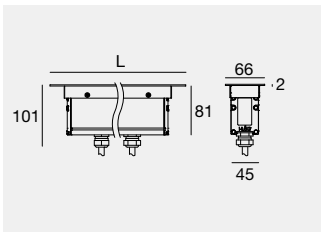

	Cct	lm S - lm D	Opt	
L 375 mm - 6 LED				
13,2 W DC - 14,5 W AC				
IS **92124**	**M**	1692 - 916	**08**	(18°x 13°)
DALI - 12,2 W DC - 13,5 W AC	**W**	1812 - 974	**15**	(23°x 18°)
IS **81597**	**N**	1932 - 1037	**30**	(30°)
			60	(54°)
L 565 mm - 9 LED			**25**	(44°x 29°)
19,8 W DC - 22 W AC			**27**	(Asym. Ww)
IS **92125**	**M**	2538 - 1481		
DALI - 18,3 W DC - 20,5 W AC	**W**	2718 - 1557		
IS **81598**	**N**	2898 - 1658		
L 1055 mm - 18 LED				
39,6 W DC - 44 W AC				
IS **92126**	**M**	5076 - 2884		
DALI - 36,5 W DC - 41 W AC	**W**	5436 - 3067		
IS **81599**	**N**	5796 - 3265		

Recessed casing: (pag 578) - Cables: (pag 585)

Archiline_I Anti-glare | powerLED | 190-250 V AC



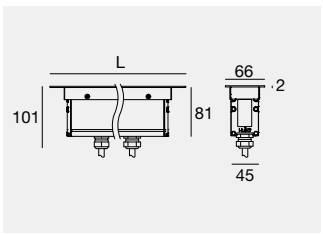

	Cct	lm S - lm D	Opt	
L 375 mm - 11 LED				
12,1 W DC - 13,5 W AC				
IS **92046**	**M**	1716 - 645	**15**	(10°÷ 19°)
DALI - 11,2 W DC - 12,5 W AC	**W**	1837 - 687	**30**	(20°÷ 29°)
IS **81600**	**N**	1958 - 730	**60**	(50°÷ 70°)
			25	(40°÷ 49°)x(20°÷40°)
L 565 mm - 18 LED				
19,8 W DC - 22 W AC				
IS **92047**	**M**	2808 - 1118		
DALI - 18,3 W DC - 20,5 W AC	**W**	3006 - 1191		
IS **81601**	**N**	3204 - 1264		
L 1055 mm - 36 LED				
39,6 W DC - 43,5 W AC				
IS **92048**	**M**	5616 - 2326		
DALI - 36,5 W DC - 41 W AC	**W**	6012 - 2476		
IS **81602**	**N**	6408 - 2628		

Recessed casing: (pag 578) - Cables: (pag 585)

Finishes

AM Anodised Aluminium
IS Steel

Cct

M 2700 **N** 4000 **Q** RGBW (4000)
W 3000 **V** RGBW (3000)



Archiline_IJ | powerLED | 190-250V AC



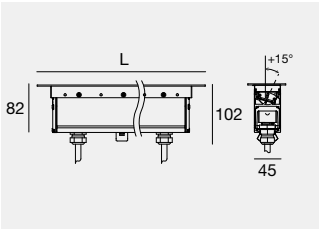

	Cct	lm S - lm D	Opt
L 375 mm - 6 LED			
13,2 W DC - 14,5 W AC			
IS **82308**	**M**	1692 - 916	**08** (18°x 13°)
DALI - 12,2 W DC - 13,5 W AC	**W**	1812 - 974	**15** (23°x 18°)
IS **82309**	**N**	1932 - 1037	**30** (30°)
			60 (54°)
L 565 mm - 9 LED			**25** (44°x 29°)
19,8 W DC - 22 W AC			**27** (Asym. Ww)
IS **82310**	**M**	2538 - 1482	
DALI - 18,3 W DC - 20,5 W AC	**W**	2718 - 1557	
IS **82311**	**N**	2898 - 1658	
L 1055 mm - 18 LED			
39,6 W DC - 44 W AC			
IS **82312**	**M**	5076 - 2884	
DALI - 36,5 W DC - 41 W AC	**W**	5436 - 3067	
IS **82313**	**N**	5796 - 3265	

Recessed casing (pag 578) - Cables (pag 585)

Archiline_I RGBW DMX | powerLED | 190-250V AC



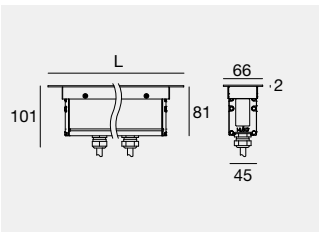

	Cct		Opt	
L 375 mm - 3x4 LED				
13,2 W DC - 14,5 W AC				
IS **92080**	**V**	RGBW (3000K)	**15**	(10°÷ 19°)
	Q	RGBW (4000K)	**30**	(20°÷ 29°)
L 565 mm - 5x4 LED			**60**	(50°÷ 70°)
22 W DC - 24,5 W AC			**25**	(40°÷ 49°)x(20°÷40°)
IS **92081**	**V**	RGBW (3000K)	**27**	(Asym. Ww)
	Q	RGBW (4000K)		
L 1051 mm - 10x4 LED				
44 W DC - 49 W AC				
IS **92082**	**V**	RGBW (3000K)		
	Q	RGBW (4000K)		

DW Dynamic White available on request

Electronics: **AM4** (pag 585) | Recessed casing (pag 578) - Cables (pag 585)

High-quality construction
Archiline bodies are made from extruded 6060 aluminium alloy anodised to 10 microns. These two processes provide superior passive heat dissipation and, most importantly, higher corrosion resistance. The caps are diecast.

New tilting version
The Archiline family expands with the tilting version which rounds out a vast range of solutions and versions. Archiline_IJ and Archiline_FJ use a tilting system that allows adjustment of the optics assembly using a specific ring with 5°/10°/15° steps.

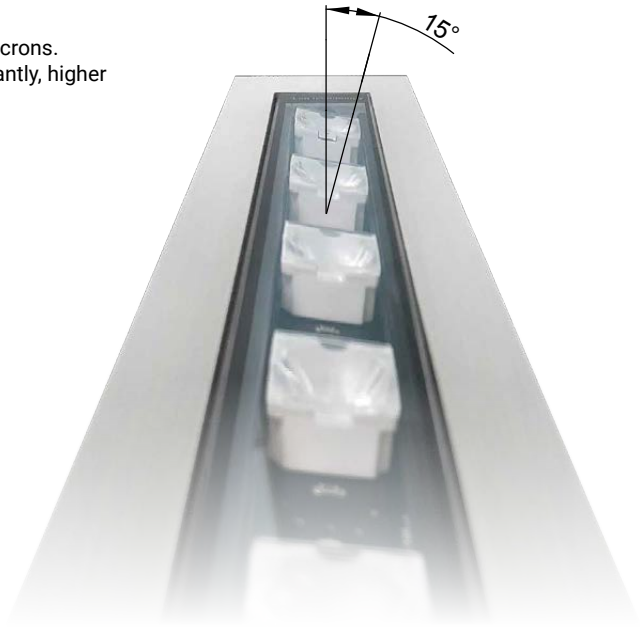

Finishes
IS Steel

Cct
M 2700 **N** 4000 **Q** RGBW (4000)
W 3000 **V** RGBW (3000)

Recessed casings



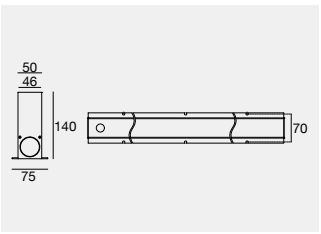

AK **98724** 322 mm
AK **98725** 513 mm
AK **98726** 1003 mm
suitable for: Archiline_F / _FJ / _FL

Outer casing for floor-mounted recessed installation.

These outer casings allow to create a continuous row of light



Anodisation
Anodisation is carried out in electrochemically controlled conditions, and creates a layer of oxide on the surface of the aluminium. This has excellent levels of adherence, compactness, hardness, and corrosion resistance.

Drive-over capability
The housings of the Archiline_F, FJ and FL versions have tempered glass 12-mm, and will support a weight of up to five tonnes.

Frameless installation

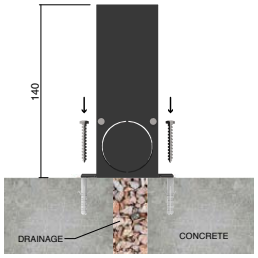

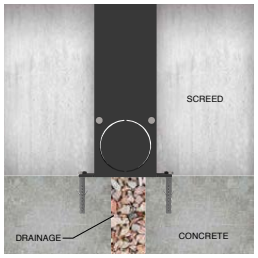









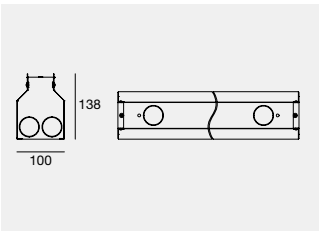

98671 356 mm
98672 546 mm
98673 1036 mm
99760 1526 mm (only Archiline_A)
suitable for: Archiline_A / _I / _IJ

Outer casing for floor-mounted recessed installation.

Galvanisation
The housings of the Archiline_A, I, IJ and versions are galvanised for improved corrosion resistance and durability.

Installation with Frame

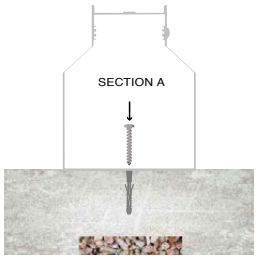









Accessories

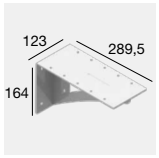

83049 Wall fixing brackets

suitable for: Archiline_A / _I



98957 Luminaire removing accessory

suitable for: Archiline_F / _FJ / _FL

Finishes
AK Anodised Black Aluminium

SOFITEL BARCELONA SKIPPER
Barcelona (Spain)

Lighting Designer:
Fantastico Lighting Partners

Photography:
Jordi Anguera







MAUSOLEUM KHOJA AHMED YASAWI
Turkestan (Kazakhstan)

Project: Media Agency Plastdekor LLP

Lighting Designer:
Media agency Plastdekor LLP

Electrical project, project adaptation, supply:
LLP "SOCIETÀ DI INGEGNERIA "KAZGIPRONEFTETRANS",
Media Agency Plastdekor LLP

Archiline_W | powerLED | 190-250V AC



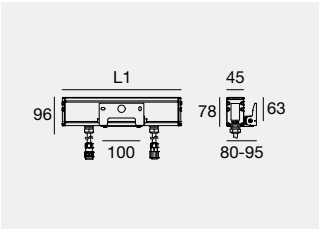

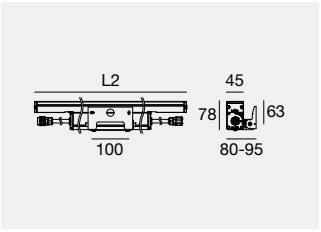

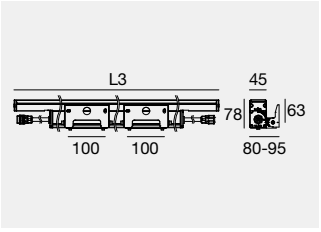

	Cct	lm S - lm D	Opt
L1 - 320 mm - 6 LED			
13,2 W DC - 14,5 W AC			
AM **92112**	**M**	1692 - 916	**06** (14°)
DALI - 12,2 W DC - 13,5 W AC	**W**	1812 - 974	**15** (23°x 18°)
AM **81610**	**N**	1932 - 1037	**30** (30°)
			60 (54°)
L2 - 620 mm - 11 LED			**25** (44°x 29°)
24,3 W DC - 27 W AC			**27** (Asym. Ww)
AM **92114**	**M**	3102 - 2196	
DALI - 22,3 W DC - 25 W AC	**W**	3322 - 2336	
AM **81611**	**N**	3542 - 2487	
L2 - 920 mm - 17 LED			
37,5 W DC - 41 W AC			
AM **92118**	**M**	4794 - 3094	
DALI - 34,5 W DC - 38,7 W AC	**W**	5134 - 3290	
AM **81612**	**N**	5474 - 3502	
L3 - 1220 mm - 22 LED			
48,5 W DC - 53,5 W AC			
AM **92120**	**M**	6204 - 4004	
DALI - 44,7 W DC - 50 W AC	**W**	6644 - 4258	
AM **81613**	**N**	7084 - 4532	
L3 - 1520 mm - 28 LED			
59 W DC - 65 W AC			
AM **81513**	**M**	7448 - 4803	
DALI - 55 W DC - 61,5 W AC	**W**	7952 - 5468	
AM **81614**	**N**	8484 - 5109	

Accessories & cables: (pag 585)

Archiline_W Anti-glare | powerLED | 190-250V AC



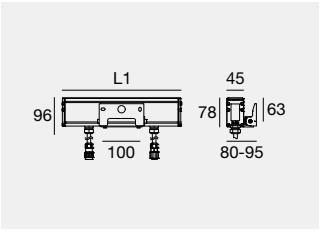

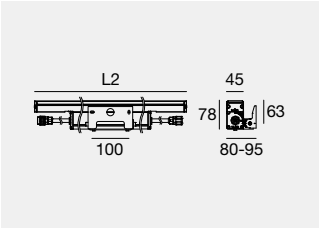

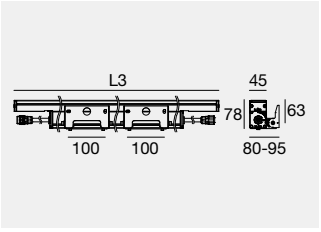

	Cct	lm S - lm D	Opt
L1 - 320 mm - 11 LED			
12,1 W DC - 13,5 W AC			
AM **92038**	**M**	1716 - 645	**15** (10°÷ 19°)
DALI - 11,2 W DC - 12,5 W AC	**W**	1837 - 687	**30** (20°÷ 29°)
AM **81615**	**N**	1958 - 730	**60** (50°÷ 70°)
			25 (40°÷ 49°)x(20°÷40°)
L2 - 620 mm - 22 LED			
24,3 W DC - 26 W AC			
AM **92040**	**M**	3432 - 1616	
DALI - 22,4 W DC - 25 W AC	**W**	3674 - 1721	
AM **81616**	**N**	3916 - 1826	
L2 - 920 mm - 33 LED			
36,4 W DC - 40 W AC			
AM **92042**	**M**	5148 - 2134	
DALI - 33,6 W DC - 37,5 W AC	**W**	5511 - 2270	
AM **81617**	**N**	5874 - 2409	
L3 - 1220 mm - 44 LED			
48,5 W DC - 53,5 W AC			
AM **92044**	**M**	6864 - 2845	
DALI - 44,8 W DC - 50 W AC	**W**	7348 - 3026	
AM **81618**	**N**	7832 - 3212	

Accessories & cables: (pag 585)

Archiline_W RGBW DMX | powerLED | 190-250V AC



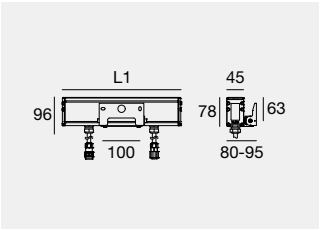

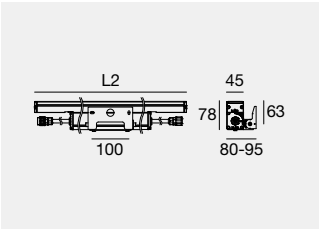

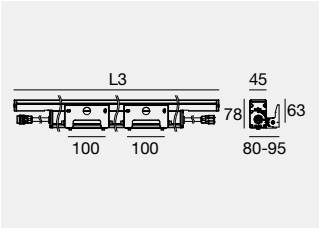

	Cct	Opt
L1 - 320 mm - 3x4 LED		
13,2 W DC - 14,5 W AC		
AM **92070**	**V** RGBW (3000K) **Q** RGBW (4000K)	**15** (10°÷ 19°) **30** (20°÷ 29°) **60** (50°÷ 70°) **25** (40°÷ 49°)x(20°÷40°) **27** (Asym. Ww)
L2 - 620 mm - 4x6 LED		
26,4 W DC - 29 W AC		
AM **92072**	**V** RGBW (3000K) **Q** RGBW (4000K)	
L2 - 920 mm - 4x9 LED		
39,6 W DC - 43,5 W AC		
AM **92074**	**V** RGBW (3000K) **Q** RGBW (4000K)	
L3 - 1220 mm - 4x12 LED		
52,8 W DC - 58 W AC		
AM **92078**	**V** RGBW (3000K) **Q** RGBW (4000K)	

DW Dynamic White available on request

Electronics: **AM4** (pag 585) | Accessories & cables: (pag 585)

Archiline_W PRO | powerLED | 190-250 V AC



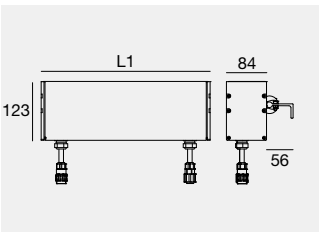

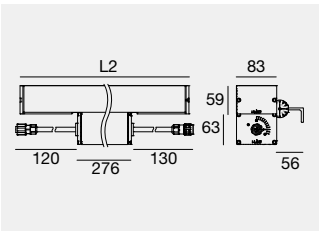

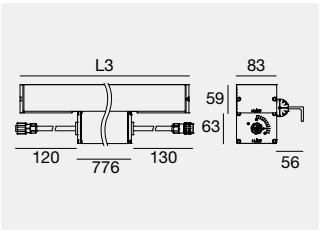

	Cct	lm S - lm D	Opt
L1 - 356 mm - 6 LED			
32 W DC - 35 W AC			
AM **90458**	**M**	3629 - 2256	**15** (10°÷ 19°)
	W	3629 - 2338	**30** (20°÷ 29°)
	N	3917 - 2435	**25** (40°÷ 49°)x(20°÷40°)
32 W DC - 35 W AC			
AM **81447**	**M**	3629 - 2441	**06** (7°÷ 9°)
	W	3629 - 2441	
	N	3917 - 2635	
L2 - 515 mm - 9 LED			
46 W DC - 51 W AC			
AM **90460**	**M**	5234 - 3260	**15** (10°÷ 19°)
	W	5243 - 3638	**30** (20°÷ 29°)
	N	5660 - 3518	**25** (40°÷ 49°)x(20°÷40°)
46 W DC - 51 W AC			
AM **81448**	**M**	5234 - 3527	**06** (7°÷ 9°)
	W	5243 - 3527	
	N	5660 - 3807	
L3 - 1016 mm - 18 LED			
80,5 W DC - 89 W AC			
AM **90461**	**M**	10486 - 6519	**15** (10°÷ 19°)
	W	10486 - 7175	**30** (20°÷ 29°)
	N	11320 - 7039	**25** (40°÷ 49°)x(20°÷40°)
80,5 W DC - 89 W AC			
AM **81449**	**M**	10486 - 7053	**06** (7°÷ 9°)
	W	10486 - 7053	
	N	11320 - 7615	

Cables: (pag 585)

Archiline PRO_W RGBW DMX | powerLED | 190-250V AC



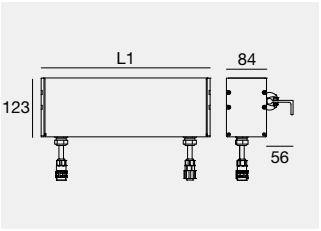

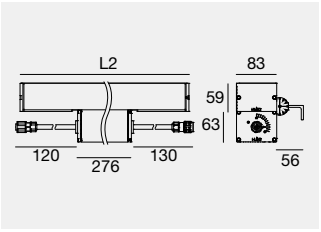

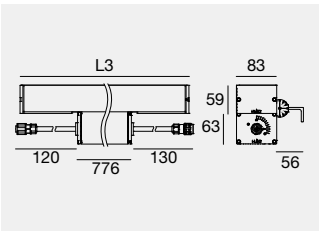

	Cct	Opt
L1 - 356 mm - 3x2 LED		
24,6 W DC - 30 W AC		
AM **90459**	**V** RGBW (3000K) **Q** RGBW (4000K)	**15** (10°÷ 19°) **30** (20°÷ 29°) **45** (40°÷ 49°) **25** (40°÷ 49°)x(20°÷40°)
24,6 W DC - 30 W AC		
AM **81450**	**V** RGBW (3000K) **Q** RGBW (4000K)	**06** (7°÷ 9°)
L2 - 515 mm - 3x3 LED		
37 W DC - 44 W AC		
AM **90462**	**V** RGBW (3000K) **Q** RGBW (4000K)	**15** (10°÷ 19°) **30** (20°÷ 29°) **45** (40°÷ 49°) **25** (40°÷ 49°)x(20°÷40°)
37 W DC - 44 W AC		
AM **81451**	**V** RGBW (3000K) **Q** RGBW (4000K)	**06** (7°÷ 9°)
L3 - 1016 mm - 3x6 LED		
74 W DC - 86 W AC		
AM **90463**	**V** RGBW (3000K) **Q** RGBW (4000K)	**15** (10°÷ 19°) **30** (20°÷ 29°) **45** (40°÷ 49°) **25** (40°÷ 49°)x(20°÷40°)
74 W DC - 86 W AC		
AM **81452**	**V** RGBW (3000K) **Q** RGBW (4000K)	**06** (7°÷ 9°)

DW Dynamic White available on request

Electronics: **AM4** (pag 585) | Accessories & cables: (pag 585)

Colour range

LEDs give you access to a wide range of colour temperatures, from warm white (2700 K) to daylight tones (4000 K), for total design versatility. As well as white light, the RGB range offers static or dynamic coloured effects, and the introduction of RGBW, in which white is separate from red, green and blue in the diode, lets you obtain the right mix for your project alongside a very pure white.

Perfect mixing



Finishes	Cct
AM Anodised Aluminium	**V** RGBW (3000) **Q** RGBW (4000)

Electronics

AM4

DMX	C-E700026	98986	98985/99390
Controllers Pag. 963	DMX/RDM addresser	120 Ohm DMX line closure	Splitter ALLinONE Start & Continuity Pag. 972

Cables

On/Off 190-250V AC | Cables



BB **99057** Conn. F.3 pin (L 2m)

suitable for: Archiline

On/Off 190-250V AC | Extension cables



BB **98147** Conn. M. / F. 3 pin (L 5m)
BB **98146** Conn. M. / F. 3 pin (L 10m)

suitable for: Archiline

DALI 190-250V AC | Cables



BB **99826** Conn. F. 5 pin (L 1m)
BB **99822** Conn. F. 5 pin (L 5m)

suitable for: Archiline

DALI 190-250V AC | Extension cables



BB **99823** Conn. M. / F. 5 pin (L 1m)
BB **99824** Conn. M. / F. 5 pin (L 5m)
BB **99825** Conn. M. / F. 5 pin (L 10m)

suitable for: Archiline

AllinOne DMX 190-250V AC | Cables



BB **98660** F. 6 pin (L 1m)
BB **98661** F. 6 pin (L 5m)

suitable for: Archiline

AllinOne DMX 190-250V AC | Extension cables



BB **98662** M. / F. 6 pin (L 1m)
BB **98663** M. / F. 6 pin (L 5m)

suitable for: Archiline



98985 ALLinONE splitter power/DMX_Start splitter

Pag. 972



99390 ALLinONE splitter power/DMX_Continuity splitter

Pag. 972



98986 ALLinONE splitter power/DMX_DMX line closure adapter

Pag. 972

Accessories

Anti-glare flaps

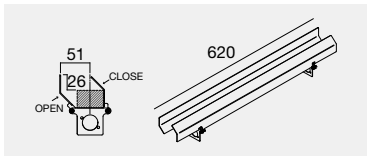

AK **98675**

suitable for:
Archiline_W 620 mm

Anti-glare flaps

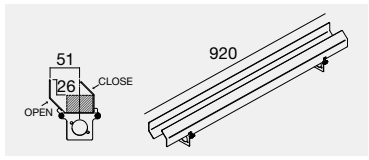

AK **98676**

suitable for:
Archiline_W 920 mm

Anti-glare flaps

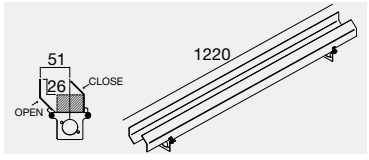

AK **98677**

suitable for:
Archiline_W 1220 mm

Anti-glare flaps

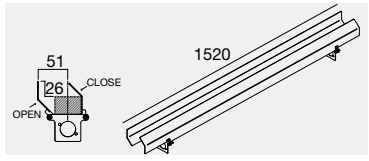

AK **99748**

suitable for:
Archiline_W 1520 mm

Finishes

AK Anodised Black Aluminium
BB Black

XENIA

Anodised 6060 aluminium alloy body.



Xenia is a professional outdoor linear lighting system. Its structure has been completely redesigned, reducing the amount of aluminium for greater sustainability, while maintaining sturdiness and durability. Wall or floor installation options, recessed with flange or frameless, for full flexibility in integrating with the architecture. With a wide optical range and 5 different lengths, Xenia luminaires are ideal for illuminating façades or highlighting architectural details, giving the building a distinctive visual presence.





	_W pag 589	**_W PRO** pag 591	**_A** pag 594	**_AL** pag 595	**_A PRO** pag 596	**_A PRO MicroLouvre** pag 597	**_AF** pag 598	**_ALF** pag 599	**_AF PRO** pag 602	**_AF PRO MicroLouvre** pag 604
	Wall		**Recessed - Frame**				**Recessed - Frameless**			
Length	366 -->1530	366 -->1530	359-->1519	359-->1519	160-->1519	359-->1519	359-->1519	359-->1519	160-->1519	359-->1519
topLED	2200K 2700K 3000K 4000K RGBW	-	2200K 2700K 3000K 4000K RGBW	2200K 2700K 3000K 4000K RGBW	-	-	2200K 2700K 3000K 4000K RGBW	2200K 2700K 3000K 4000K RGBW	-	-
powerLED	2200K 2700K 3000K 4000K	2200K 2700K 3000K 4000K RGBW	-	-	2200K 2700K 3000K 4000K RGBW	2200K 2700K 3000K 4000K	-	-	2200K 2700K 3000K 4000K RGBW	2200K 2700K 3000K 4000K
Optics	Flood Elliptic Asymm. Ww Diffused	Flood Elliptic Asymm. Ww	Elliptic Asymm. Ww	Diffused	Spot M.Flood W.Flood Elliptic Asymm. Ww	Spot M.Flood W.Flood Elliptic Asymm. Ww	Elliptic Asymm. Ww	Diffused	Spot M.Flood W.Flood Elliptic Asymm. Ww	Spot M.Flood W.Flood Elliptic Asymm. Ww
Finish	AM	AM	AM	AM	AM	AM	AM	AM	AM	AM
Driver	On/Off 0/1-10V DALI	-	On/Off 0/1-10V DALI	On/Off 0/1-10V DALI	On/Off DALI	-	On/Off 0/1-10V DALI	On/Off 0/1-10V DALI	On/Off DALI	-
Driver	On/Off DMX	On/Off DALI DMX	On/Off	On/Off DMX	On/Off DMX	On/Off DALI	On/Off	On/Off DMX	On/Off DALI DMX	On/Off DALI

SMALL DETAILS, BIG DIFFERENCES!

NEW

With the new C-F400006 bracket, Xenia luminaires can be installed quickly and safely, as they adapt better to the project requirements.



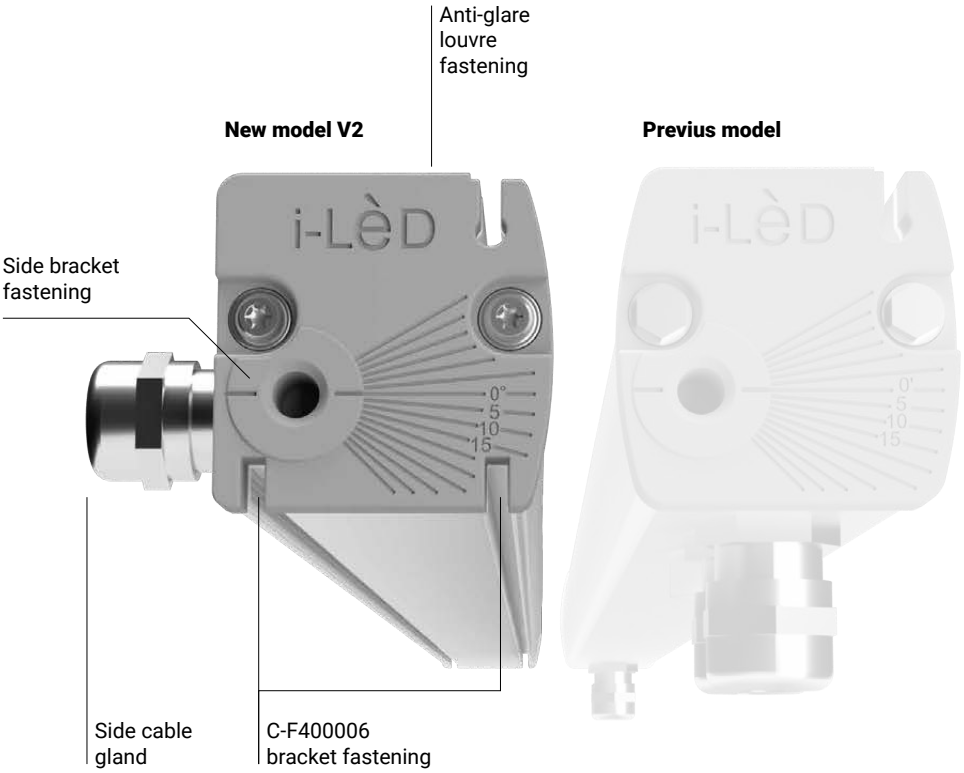

+40%

EFFICIENCY

COMPARED TO THE PREVIOUS VERSION

MicroLouvre

Xenia_MicroLouvre takes advantage of the main characteristics of the Xenia family, but is able to guarantee even more visual comfort for the customer, applying an anti-glare screen to the product that sections the beam into microcells. The screen, extremely thin, does not affect the quality and uniformity of the light emitted, but allows part of the glaring to be shielded.



Recessed versions

- Extra-thin housing: frame only 3 mm thick.
- Light and housing have no fixing caps, so multiple lights can be positioned in series to create continuous lines. The cap can then be placed at the end of the line and adapted to the housing so that the whole of the body is enclosed.
- Anti-glare (MicroLouvre).
- Sizes, from 359 mm to 1519 mm.
- Optics: Spot, Flood, Medium Flood, Wide Flood, Elliptic, Asymmetric Wall Washer, Diffused.



Xenia_W | V2 | topLED | 24V DC



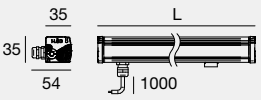



DW Dynamic White available on request

	Fin	Cct	lm S - lm D	Opt
L 366 mm - 6,5 W DC				
C00517	**AM**	**A**	930 - On req	**3F** (20°÷29°)x(>60°)
		M	1085 - On req	**WW** (Asym. Ww)
		W	1133 - On req	**DI** (Diffused)
		N	1199 - On req	
L 630 mm - 13 W DC				
C00518	**AM**	**A**	1594 - On req	
		M	1860 - On req	
		W	1942 - On req	
		N	2056 - On req	
L 930 mm - 19,5 W DC				
C00519	**AM**	**A**	2391 - On req	
		M	2790 - On req	
		W	2913 - On req	
		N	3084 - On req	
L 1230 mm - 26 W DC				
C00520	**AM**	**A**	3188 - On req	
		M	3720 - On req	
		W	3884 - On req	
		N	4112 - On req	
L 1530 mm - 32,5 W DC				
C00521	**AM**	**A**	3985 - On req	
		M	4650 - On req	
		W	4855 - On req	
		N	5140 - On req	

Electronics: **AL** (pag 607) | Accessories: (pag 606)

Xenia_W | V2 | topLED | 190-250V AC



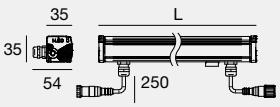

DW Dynamic White available on request

	Fin	Cct	lm S - lm D	Opt
L 366 mm - 6,5 W DC - 8,2 W AC				
C00522	**AM**	**A**	930 - On req	**3F** (20°÷29°)x(>60°)
		M	1085 - On req	**WW** (Asym. Ww)
		W	1133 - On req	**DI** (Diffused)
		N	1199 - On req	
L 630 mm - 13 W DC - 14,2 W AC				
C00523	**AM**	**A**	1594 - On req	
		M	1860 - On req	
		W	1942 - On req	
		N	2056 - On req	
L 930 mm - 19,5 W DC - 21,4 W AC				
C00524	**AM**	**A**	2391 - On req	
		M	2790 - On req	
		W	2913 - On req	
		N	3084 - On req	
L 1230 mm - 26 W DC - 27,8 W AC				
C00525	**AM**	**A**	3188 - On req	
		M	3720 - On req	
		W	3884 - On req	
		N	4112 - On req	
L 1530 mm - 32,5 W DC - 37 W AC				
C00526	**AM**	**A**	3985 - On req	
		M	4650 - On req	
		W	4855 - On req	
		N	5140 - On req	

Accessories: (pag 606) | Cables: (pag 607)

Xenia_W RGBW DMX/RDM | V2 | topLED | 190-250V AC



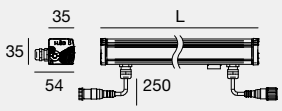

DW Dynamic White available on request

IK07 IP66 NEW DMX RDM RGBW

	Fin	Cct		Opt
L 535 mm - 13 W DC - 13 W AC				
C00527	**AM**	**V**	RGBW (3000K)	**3F** (20°÷29°)x(>60°)
		Q	RGBW (4000K)	**WW** (Asym. Ww)
				DI (Diffused)
L 1182 mm - 22 W DC - 24 W AC				
C00528	**AM**	**V**	RGBW (3000K)	
		Q	RGBW (4000K)	

Electronics: **AM3** (pag 607) | Accessories: (pag 606) | Cables: (pag 607)

Xenia_W | V2 | powerLED | 630 mA



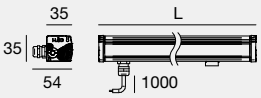



DW Dynamic White available on request

III C.C. IK07 IP66 NEW

	Fin	Cct	Im S - Im D	Opt
L 366 mm - 3 LED - 6,1 W DC				
C00529	**AM**	**A**	597 - On req	**FL** (20°÷29°)
		M	798 - On req	**1F** (20°÷29°)x(20°÷40°)
		W	852 - On req	**3F** (20°÷29°)x(>60°)
		N	909 - On req	**WW** (Asym. Ww)

Electronics: **BI** (pag 607) | Accessories: (pag 606) | Cables: (pag 607)

L 630 mm - 6 LED - 12,1 W DC				
C00530	**AM**	**A**	1122 - On req	**FL** (20°÷29°)
		M	1494 - On req	**1F** (20°÷29°)x(20°÷40°)
		W	1594 - On req	**3F** (20°÷29°)x(>60°)
		N	1704 - On req	**WW** (Asym. Ww)

Electronics: **BQ** (pag 607) | Accessories: (pag 606) | Cables: (pag 607)

L 930 mm - 9 LED - 17,9 W DC				
C00531	**AM**	**A**	1683 - On req	**FL** (20°÷29°)
		M	2241 - On req	**1F** (20°÷29°)x(20°÷40°)
		W	2394 - On req	**3F** (20°÷29°)x(>60°)
		N	2556 - On req	**WW** (Asym. Ww)

Electronics: **BL** (pag 607) | Accessories: (pag 606) | Cables: (pag 607)

L 1230 mm - 12 LED - 24,3 W DC				
C00532	**AM**	**A**	2244 - On req	**FL** (20°÷29°)
		M	2988 - On req	**1F** (20°÷29°)x(20°÷40°)
		W	3192 - On req	**3F** (20°÷29°)x(>60°)
		N	3408 - On req	**WW** (Asym. Ww)

Electronics: **BR** (pag 607) | Accessories: (pag 606) | Cables: (pag 607)

Xenia_W | V2 | powerLED | 190-250V AC



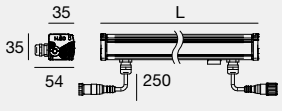

DW Dynamic White available on request

IK07 IP66 NEW

	Fin	Cct	Im S - Im D	Opt
L 366 mm - 3 LED - 6,1 W DC - 7,8 W AC				
C00534	**AM**	**A**	597 - On req	**FL** (20°÷29°)
		M	798 - On req	**1F** (20°÷29°)x(20°÷40°)
		W	852 - On req	**3F** (20°÷29°)x(>60°)
		N	909 - On req	**WW** (Asym. Ww)
L 630 mm - 6 LED - 12,1 W DC - 14,2 W AC				
C00535	**AM**	**A**	1122 - On req	
		M	1494 - On req	
		W	1594 - On req	
		N	1704 - On req	
L 930 mm - 9 LED - 17,9 W DC - 20,4 W AC				
C00536	**AM**	**A**	1683 - On req	
		M	2241 - On req	
		W	2394 - On req	
		N	2556 - On req	
L 1230 mm - 12 LED - 24,3 W DC - 27,2 W AC				
C00537	**AM**	**A**	2244 - On req	
		M	2988 - On req	
		W	3192 - On req	
		N	3408 - On req	

Accessories: (pag 606) | Cables: (pag 607)

Finishes

Anodised Aluminium

Cct

A 2200 **M** 2700 **W** 3000 **N** 4000 **V** RGBW (3000) **Q** RGBW (4000)

Xenia_W PRO | V2 | powerLED | 190-250V AC



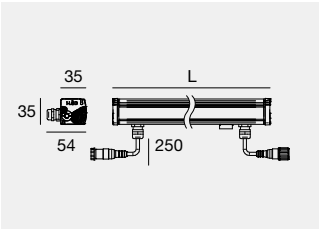

DW Dynamic White available on request

IK07 IP66 NEW

	Fin	Cct	lm S - lm D	Opt
L 366 mm - 6 LED - 8 W DC - 9 W AC				
C00544	**AM**	**A**	828 - On req	**FL** (20°÷29°)
		M	1086 - On req	**EF** (20°÷29°)x(41°÷60°)
		W	1164 - On req	**3F** (20°÷29°)x(>60°)
		N	1242 - On req	**WW** (Asym. Ww)
L 630 mm - 12 LED - 15,1 W DC - 17 W AC				
C00545	**AM**	**A**	1656 - On req	
		M	2172 - On req	
		W	2328 - On req	
		N	2484 - On req	
L 930 mm - 18 LED - 23,1 W DC - 26,2 W AC				
C00546	**AM**	**A**	2250 - On req	
		M	3024 - On req	
		W	3240 - On req	
		N	3456 - On req	
L 1230 mm - 24 LED - 31,8 W DC - 35,4 W AC				
C00547	**AM**	**A**	3000 - On req	
		M	4032 - On req	
		W	4320 - On req	
		N	4608 - On req	
L 1530 mm - 30 LED - 37,4 W DC - 44 W AC				
C00548	**AM**	**A**	3750 - On req	
		M	5040 - On req	
		W	5400 - On req	
		N	5760 - On req	

Accessories: (pag 606) | Cables: (pag 607)

Xenia_W PRO | V2 | DALI | powerLED | 190-250V AC



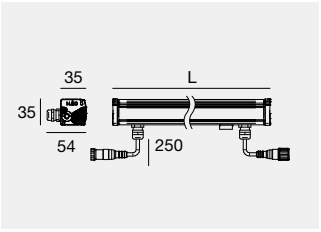

DW Dynamic White available on request

IK07 IP66 NEW **DALI**

	Fin	Cct	lm S - lm D	Opt
L 630 mm - 12 LED - 15,1 W DC - 17,1 W AC				
C00550	**AM**	**A**	1656 - On req	**FL** (20°÷29°)
		M	2172 - On req	**EF** (20°÷29°)x(41°÷60°)
		W	2328 - On req	**3F** (20°÷29°)x(>60°)
		N	2484 - On req	**WW** (Asym. Ww)
L 930 mm - 18 LED - 23,1 W DC - 26,2 W AC				
C00551	**AM**	**A**	2250 - On req	
		M	3024 - On req	
		W	3240 - On req	
		N	3456 - On req	
L 1230 mm - 24 LED - 31,8 W DC - 35,4 W AC				
C00552	**AM**	**A**	3000 - On req	
		M	4032 - On req	
		W	4320 - On req	
		N	4608 - On req	
L 1530 mm - 30 LED - 37,4 W DC - 44 W AC				
C00553	**AM**	**A**	3750 - On req	
		M	5040 - On req	
		W	5400 - On req	
		N	5760 - On req	

Accessories: (pag 606) | Cables: (pag 607)

Xenia_W PRO RGBW DMX/RDM | V2 | powerLED | 190-250V AC



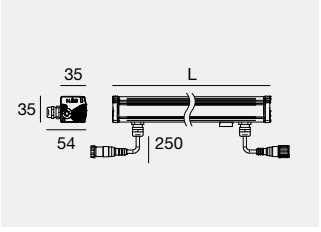

DW Dynamic White available on request

IK07 IP66 NEW DMX RDM RGBW

	Fin	Cct		Opt
L 500 mm - 3x4 LED - 7,3 W DC - 8,5 W AC				
C00554	**AM**	**V**	RGBW (3000K)	**EF** (20°÷29°)x(41°÷60°)
		Q	RGBW (4000K)	
L 1182 mm - 8x4 LED - 19,3 W DC - 22,6 W AC				
C00555	**AM**	**V**	RGBW (3000K)	
		Q	RGBW (4000K)	

Electronics: **AM3** (pag 607) | Accessories: (pag 606) | Cables: (pag 607)

Finishes

Anodised Aluminium

Cct

A 2200 **M** 2700 **W** 3000 **N** 4000 **V** RGBW (3000) **Q** RGBW (4000)



NH COLLECTION CITY LIFE MILANO
Milan (Italy)

Architectural project:
Quattroassociati

Lighting Designer:
Esa engineering

Client:
Igefi for Nh Hotel

Photography:
Andrea Martiradonna





HOTEL MAMA SHELTER
Rennes (France)

Project:
Mama Shelter Hotel

Lighting Designer:
Distylight

Architectural project:
DTACC

Photography:
Cyril Folliot



Xenia_A | V2 | topLED | 24V DC



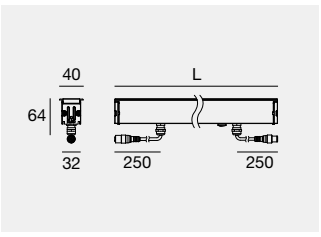

DW Dynamic White available on request

	Fin	Cct	lm S - lm D	Opt
L 359 mm - 6,5 W DC				
C00556	**AM**	**A**	930 - On req	**3F** (20°÷29°)x(>60°)
		M	1085 - On req	**WW** (Asym. Ww)
		W	1133 - On req	
		N	1199 - On req	
L 619 mm - 13 W DC				
C00557	**AM**	**A**	1594 - On req	
		M	1860 - On req	
		W	1942 - On req	
		N	2056 - On req	
L 919 mm - 19,5 W DC				
C00558	**AM**	**A**	2391 - On req	
		M	2790 - On req	
		W	2913 - On req	
		N	3084 - On req	
L 1219 mm - 26 W DC				
C00559	**AM**	**A**	3188 - On req	
		M	3720 - On req	
		W	3884 - On req	
		N	4112 - On req	
L 1519 mm - 32,5 W DC				
C00560	**AM**	**A**	3985 - On req	
		M	4650 - On req	
		W	4855 - On req	
		N	5140 - On req	

Electronics: **AL** (pag 607) | Recessed casings, accessories & cables: (pag 606/607)

Xenia_A | V2 | topLED | 190-250V AC



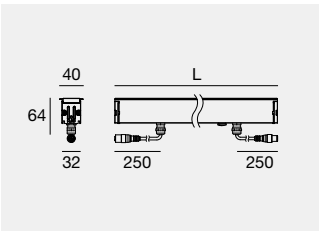

DW Dynamic White available on request

	Fin	Cct	lm S - lm D	Opt
L 359 mm - 6,5 W DC - 7,2 W AC				
C00561	**AM**	**A**	930 - On req	**3F** (20°÷29°)x(>60°)
		M	1085 - On req	**WW** (Asym. Ww)
		W	1133 - On req	
		N	1199 - On req	
L 619 mm - 13 W DC - 14,3 W AC				
C00562	**AM**	**A**	1594 - On req	
		M	1860 - On req	
		W	1942 - On req	
		N	2056 - On req	
L 919 mm - 19,5 W DC - 21,5 W AC				
C00563	**AM**	**A**	2391 - On req	
		M	2790 - On req	
		W	2913 - On req	
		N	3084 - On req	
L 1219 mm - 26 W DC - 28,6 W AC				
C00564	**AM**	**A**	3188 - On req	
		M	3720 - On req	
		W	3884 - On req	
		N	4112 - On req	
L 1519 mm - 32,5 W DC - 35,8 W AC				
C00565	**AM**	**A**	3985 - On req	
		M	4650 - On req	
		W	4855 - On req	
		N	5140 - On req	

Recessed casings, accessories & cables: (pag 606/607)

Xenia_AL | V2 | topLED | 24V DC



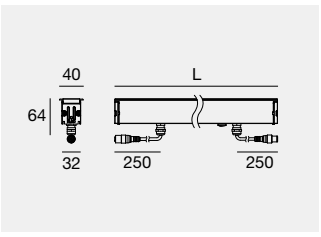

DW Dynamic White available on request

	Fin	Cct	lm S - lm D	Opt
L 359 mm - 2 W DC				
C00566	**AM**	**A**	245 - On req	**DI** (Diffused)
		M	278 - On req	
		W	290 - On req	
		N	307 - On req	
L 619 mm - 3,6 W DC				
C00567	**AM**	**A**	420 - On req	
		M	478 - On req	
		W	498 - On req	
		N	526 - On req	
L 919 mm - 5,4 W DC				
C00568	**AM**	**A**	630 - On req	
		M	717 - On req	
		W	747 - On req	
		N	789 - On req	
L 1219 mm - 7,2 W DC				
C00569	**AM**	**A**	840 - On req	
		M	956 - On req	
		W	996 - On req	
		N	1052 - On req	
L 1519 mm - 9 W DC				
C00570	**AM**	**A**	1050 - On req	
		M	1195 - On req	
		W	1245 - On req	
		N	1315 - On req	

Electronics: **AL** (pag 607) | Recessed casings, accessories & cables: (pag 606/607)

Xenia_AL | V2 | topLED | 190-250V AC



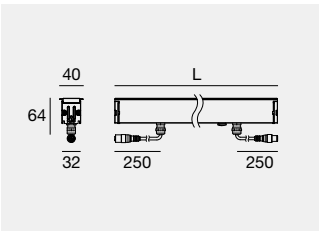

DW Dynamic White available on request

	Fin	Cct	lm S - lm D	Opt
L 359 mm - 2 W DC - 3 W AC				
C00571	**AM**	**A**	245 - On req	**DI** (Diffused)
		M	278 - On req	
		W	290 - On req	
		N	307 - On req	
L 619 mm - 3,6 W DC - 5 W AC				
C00572	**AM**	**A**	420 - On req	
		M	478 - On req	
		W	498 - On req	
		N	526 - On req	
L 919 mm - 5,4 W DC - 7 W AC				
C00573	**AM**	**A**	630 - On req	
		M	717 - On req	
		W	747 - On req	
		N	789 - On req	
L 1219 mm - 7,2 W DC - 9,6 W AC				
C00574	**AM**	**A**	840 - On req	
		M	956 - On req	
		W	996 - On req	
		N	1052 - On req	
L 1519 mm - 9 W DC - 11,3 W AC				
C00575	**AM**	**A**	1050 - On req	
		M	1195 - On req	
		W	1245 - On req	
		N	1315 - On req	

Recessed casings, accessories & cables: (pag 606/607)

Xenia_A PRO | V2 | powerLED | 500 mA



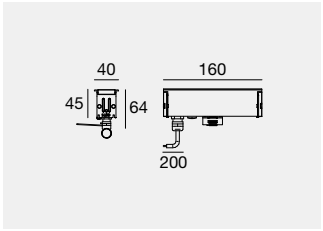

DW Dynamic White available on request

	Fin	Cct	lm S - lm D	Opt
3 LED - 4,5 W DC				
C00588	**AM**	**A**	453 - On req	**SP** (10°÷19°)
		M	597 - On req	**ML** (30°÷39°)
		W	639 - On req	**WF** (50°÷70°)
		N	681 - On req	**EF** (20°÷29°)x(41°÷60°)
				WW (Asym. Ww)

Electronics: **BW** (pag 607) | Recessed casings, accessories & cables: (pag 606/607)

Xenia_A PRO | V2 | powerLED | 190-250V AC



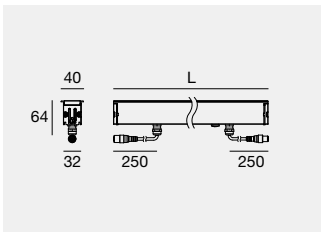

DW Dynamic White available on request

	Fin	Cct	lm S - lm D	Opt
L 359 mm - 6 LED - 7,4 W DC - 8,3 W AC				
C00589	**AM**	**A**	828 - On req	**SP** (10°÷19°)
		M	1086 - On req	**ML** (30°÷39°)
		W	1164 - On req	**WF** (50°÷70°)
		N	1242 - On req	**EF** (20°÷29°)x(41°÷60°)
L 619 mm - 12 LED - 14,8 W DC - 16,5 W AC				**WW** (Asym. Ww)
C00590	**AM**	**A**	1656 - On req	
		M	2172 - On req	
		W	2328 - On req	
		N	2484 - On req	
L 919 mm - 18 LED - 22,2 W DC - 24,8 W AC				
C00591	**AM**	**A**	2250 - On req	
		M	3024 - On req	
		W	3240 - On req	
		N	3456 - On req	
L 1219 mm - 24 LED - 29,6 W DC - 33,2 W AC				
C00592	**AM**	**A**	3000 - On req	
		M	4032 - On req	
		W	4320 - On req	
		N	4608 - On req	
L 1519 mm - 30 LED - 37 W DC - 44,3 W AC				
C00593	**AM**	**A**	3750 - On req	
		M	5040 - On req	
		W	5400 - On req	
		N	5760 - On req	

Recessed casings, accessories & cables: (pag 606/607)

Xenia_A PRO | V2 | DALI | powerLED | 190-250V AC



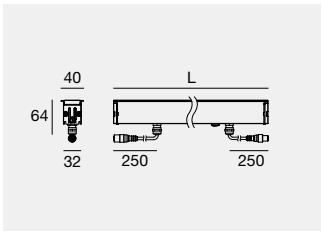

DW Dynamic White available on request

DALI

	Fin	Cct	lm S - lm D	Opt
L 619 mm - 12 LED - 14,8 W DC - 16,5 W AC				
C00595	**AM**	**A**	1656 - On req	**SP** (10°÷19°)
		M	2172 - On req	**ML** (30°÷39°)
		W	2328 - On req	**WF** (50°÷70°)
		N	2484 - On req	**EF** (20°÷29°)x(41°÷60°)
L 919 mm - 18 LED - 22,2 W DC - 24,8 W AC				**WW** (Asym. Ww)
C00596	**AM**	**A**	2250 - On req	
		M	3024 - On req	
		W	3240 - On req	
		N	3456 - On req	
L 1219 mm - 24 LED - 29,6 W DC - 33,2 W AC				
C00597	**AM**	**A**	3000 - On req	
		M	4032 - On req	
		W	4320 - On req	
		N	4608 - On req	
L 1519 mm - 30 LED - 37 W DC - 41,3 W AC				
C00598	**AM**	**A**	3750 - On req	
		M	5040 - On req	
		W	5400 - On req	
		N	5760 - On req	

Recessed casings, accessories & cables: (pag 606/607)

Finishes

Anodised Aluminium

Cct

A 2200 **W** 3000
M 2700 **N** 4000

Xenia_A PRO Micro Louvre | V2 | powerLED | 190-250V AC



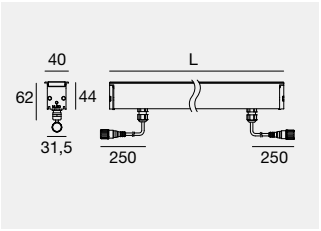

DW Dynamic White available on request

	Fin	Cct	lm S - lm D	Opt
L 359 mm - 6 LED - 7,4 W DC - 8,3 W AC				
C00670	**AM**	**A**	828 - On req	**SP** (10°÷19°)
		M	1086 - On req	**ML** (30°÷39°)
		W	1164 - On req	**WF** (50°÷70°)
		N	1242 - On req	**EF** (20°÷29°)x(41°÷60°)
L 619 mm - 12 LED - 14,8 W DC - 16,5 W AC				**WW** (Asym. Ww)
C00671	**AM**	**A**	1656 - On req	
		M	2172 - On req	
		W	2328 - On req	
		N	2484 - On req	
L 919 mm - 18 LED - 22,2 W DC - 24,8 W AC				
C00672	**AM**	**A**	2250 - On req	
		M	3024 - On req	
		W	3240 - On req	
		N	3456 - On req	
L 1219 mm - 24 LED - 29,6 W DC - 33,2 W AC				
C00673	**AM**	**A**	3000 - On req	
		M	4032 - On req	
		W	4320 - On req	
		N	4608 - On req	
L 1519 mm - 30 LED - 37 W DC - 41,3 W AC				
C00674	**AM**	**A**	3750 - On req	
		M	5040 - On req	
		W	5400 - On req	
		N	5760 - On req	

Recessed casings, accessories & cables: (pag 606/607)

Xenia_A PRO Micro Louvre | V2 | DALI | powerLED | 190-250V AC

DALI



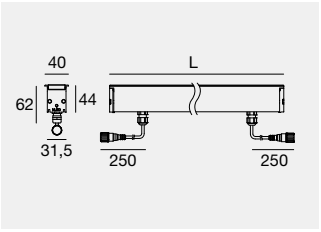

DW Dynamic White available on request

	Fin	Cct	lm S - lm D	Opt
L 619 mm - 12 LED - 14,8 W DC - 16,5 W AC				
C00676	**AM**	**A**	1656 - On req	**SP** (10°÷19°)
		M	2172 - On req	**ML** (30°÷39°)
		W	2328 - On req	**WF** (50°÷70°)
		N	2484 - On req	**EF** (20°÷29°)x(41°÷60°)
L 919 mm - 18 LED - 22,2 W DC - 24,8 W AC				**WW** (Asym. Ww)
C00677	**AM**	**A**	2250 - On req	
		M	3024 - On req	
		W	3240 - On req	
		N	3456 - On req	
L 1219 mm - 24 LED - 29,6 W DC - 33,2 W AC				
C00678	**AM**	**A**	3000 - On req	
		M	4032 - On req	
		W	4320 - On req	
		N	4608 - On req	
L 1519 mm - 30 LED - 37 W DC - 41,3 W AC				
C00679	**AM**	**A**	3750 - On req	
		M	5040 - On req	
		W	5400 - On req	
		N	5760 - On req	

Recessed casings, accessories & cables: (pag 606/607)

Xenia_A PRO RGBW DMX/RDM | V2 | powerLED | 100-240V AC



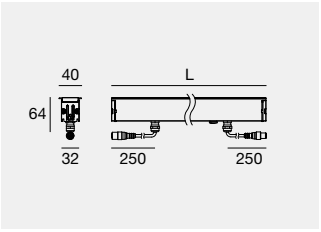

DW Dynamic White available on request

	Fin	Cct	Opt
L 529 mm - 3x4 LED - 7,3 W DC - 8,5 W AC			
C00599	**AM**	**V** RGBW (3000K)	**EF** (20°÷29°)x(41°÷60°)
		Q RGBW (4000K)	
L 1169 mm - 8x4 LED - 19,3 W DC - 22,6 W AC			
C00600	**AM**	**V** RGBW (3000K)	**EF** (20°÷29°)x(41°÷60°)
		Q RGBW (4000K)	

Electronics: **AM3** (pag 607) | Recessed casings, accessories & cables: (pag 606/607)

Finishes

Anodised Aluminium

Cct

A 2200 **M** 2700 **W** 3000 **N** 4000 **V** RGBW (3000) **Q** RGBW (4000)

Xenia_A RGBW DMX/RDM | V2 | topLED | 190-250V AC



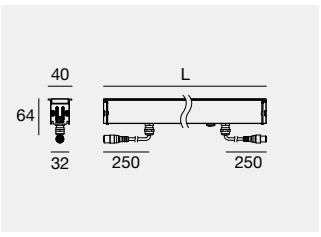

DW Dynamic White available on request

Fin	Cct		Opt
L 529 mm - 12 W DC - 13 W AC			
C00586	**AM**	**V** RGBW (3000K)	**3F** (20°÷29°)x(>60°)
		Q RGBW (4000K)	**WW** (Asym. Ww)
L 1169 mm - 22 W DC - 24 W AC			
C00587	**AM**	**V** RGBW (3000K)	
		Q RGBW (4000K)	

Electronics: **AM3** (pag 607) | Recessed casings, accessories & cables: (pag 606/607)

Xenia_AL RGBW DMX/RDM | V2 | topLED | 190-250V AC



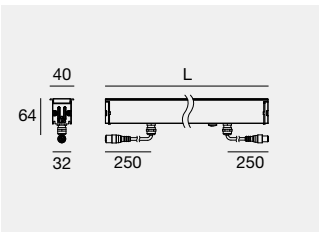

DW Dynamic White available on request

Fin	Cct		Opt
L 529 mm - 12 W DC - 13 W AC			
C00584	**AM**	**V** RGBW (3000K)	**DI** (Diffused)
		Q RGBW (4000K)	
L 1169 mm - 22 W DC - 24 W AC			
C00585	**AM**	**V** RGBW (3000K)	
		Q RGBW (4000K)	

Electronics: **AM3** (pag 607) | Recessed casings, accessories & cables: (pag 606/607)

Xenia_AF | V2 | topLED | 24V DC



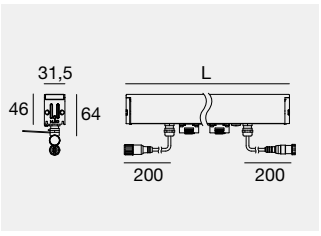

DW Dynamic White available on request

Fin	Cct		lm S - lm D	Opt
L 359 mm - 6,5 W DC				
C00608	**AM**	**A**	930 - On req	**3F** (20°÷29°)x(>60°)
		M	1085 - On req	**WW** (Asym. Ww)
		W	1133 - On req	
		N	1199 - On req	
L 619 mm - 13 W DC				
C00609	**AM**	**A**	1594 - On req	
		M	1860 - On req	
		W	1942 - On req	
		N	2056 - On req	
L 919 mm - 19,5 W DC				
C00610	**AM**	**A**	2391 - On req	
		M	2790 - On req	
		W	2913 - On req	
		N	3084 - On req	
L 1219 mm - 26 W DC				
C00611	**AM**	**A**	3188 - On req	
		M	3720 - On req	
		W	3884 - On req	
		N	4112 - On req	
L 1519 mm - 32,5 W DC				
C00612	**AM**	**A**	3985 - On req	
		M	4650 - On req	
		W	4855 - On req	
		N	5140 - On req	

Electronics: **AL** (pag 607) | Recessed casings, accessories & cables: (pag 606/607)

Xenia_AF | V2 | topLED | 190-250V AC



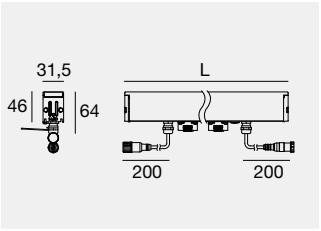

DW Dynamic White available on request

	Fin	Cct	lm S - lm D	Opt
L 359 mm - 6,5 W DC - 7,2 W AC				
C00614	**AM**	**A**	930 - On req	**3F** (20°÷29°)x(>60°)
		M	1085 - On req	**WW** (Asym. Ww)
		W	1133 - On req	
		N	1199 - On req	
L 619 mm - 13 W DC - 14,3 W AC				
C00615	**AM**	**A**	1594 - On req	
		M	1860 - On req	
		W	1942 - On req	
		N	2056 - On req	
L 919 mm - 19,5 W DC - 21,5 W AC				
C00616	**AM**	**A**	2391 - On req	
		M	2790 - On req	
		W	2913 - On req	
		N	3084 - On req	
L 1219 mm - 26 W DC - 28,6 W AC				
C00617	**AM**	**A**	3188 - On req	
		M	3720 - On req	
		W	3884 - On req	
		N	4112 - On req	
L 1519 mm - 32,5 W DC - 35,8 W AC				
C00618	**AM**	**A**	3985 - On req	
		M	4650 - On req	
		W	4855 - On req	
		N	5140 - On req	

Recessed casings, accessories & cables: (pag 606/607)

Xenia_ALF | V2 | topLED | 24V DC



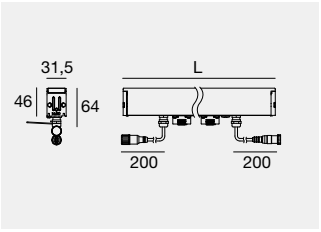

DW Dynamic White available on request

	Fin	Cct	lm S - lm D	Opt
L 359 mm - 2 W DC				
C00619	**AM**	**A**	245 - On req	**DI** (Diffused)
		M	278 - On req	
		W	290 - On req	
		N	307 - On req	
L 619 mm - 3,6 W DC				
C00620	**AM**	**A**	420 - On req	
		M	478 - On req	
		W	498 - On req	
		N	526 - On req	
L 919 mm - 5,4 W DC				
C00621	**AM**	**A**	630 - On req	
		M	717 - On req	
		W	747 - On req	
		N	789 - On req	
L 1219 mm - 7,2 W DC				
C00622	**AM**	**A**	840 - On req	
		M	956 - On req	
		W	996 - On req	
		N	1052 - On req	
L 1519 mm - 9 W DC				
C00623	**AM**	**A**	1050 - On req	
		M	1195 - On req	
		W	1245 - On req	
		N	1315 - On req	

Electronics: **AL** (pag 607) | Recessed casings, accessories & cables: (pag 606/607)





VIA BROLETTO,
ESA ENGINEERING
Milan (Italy)

Project: Antonio Buonsante

Photography:
Antonio Buonsante

Xenia_ALF | V2 | topLED | 190-250V AC



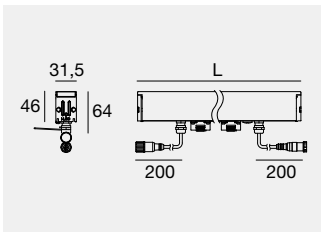

DW Dynamic White available on request

Fin	Cct	lm S - lm D	Opt
L 359 mm - 2 W DC - 3 W AC			
C00625 **AM**	**A**	245 - On req	**DI** (Diffused)
	M	278 - On req	
	W	290 - On req	
	N	307 - On req	
L 619 mm - 3,6 W DC - 5 W AC			
C00626 **AM**	**A**	420 - On req	
	M	478 - On req	
	W	498 - On req	
	N	526 - On req	
L 919 mm - 5,4 W DC - 7 W AC			
C00627 **AM**	**A**	630 - On req	
	M	717 - On req	
	W	747 - On req	
	N	789 - On req	
L 1219 mm - 7,2 W DC - 9,6 W AC			
C00628 **AM**	**A**	840 - On req	
	M	956 - On req	
	W	996 - On req	
	N	1052 - On req	
L 1519 mm - 9 W DC - 11,3 W AC			
C00629 **AM**	**A**	1050 - On req	
	M	1195 - On req	
	W	1245 - On req	
	N	1315 - On req	

Recessed casings, accessories & cables: (pag 606/607)

Xenia_AF PRO | V2 | powerLED | 500 mA



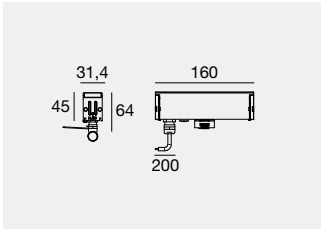



DW Dynamic White available on request

Fin	Cct	lm S - lm D	Opt
3 LED - 4,5 W DC			
C00652 **AM**	**A**	453 - On req	**SP** (10°÷19°)
	M	597 - On req	**ML** (30°÷39°)
	W	639 - On req	**WF** (50°÷70°)
	N	681 - On req	**EF** (20°÷29°)x(41°÷60°)
			WW (Asym. Ww)

Electronics: **BW** (pag 607) | Recessed casings, accessories & cables: (pag 606/607)

Xenia_AF PRO | V2 | powerLED | 190-250V AC



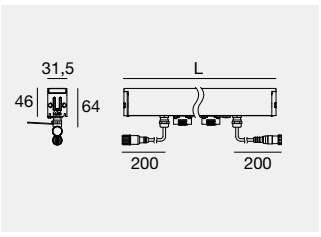

DW Dynamic White available on request

	Fin	Cct	lm S - lm D	Opt
L 359 mm - 6 LED - 7,4 W DC - 8,3 W AC				
C00653	**AM**	**A**	828 - On req	**SP** (10°÷19°)
		M	1086 - On req	**ML** (30°÷39°)
		W	1164 - On req	**WF** (50°÷70°)
		N	1242 - On req	**EF** (20°÷29°)x(41°÷60°)
L 619 mm - 12 LED - 14,8 W DC - 16,5 W AC				**WW** (Asym. Ww)
C00654	**AM**	**A**	1656 - On req	
		M	2172 - On req	
		W	2328 - On req	
		N	2484 - On req	
L 919 mm - 18 LED - 22,2 W DC - 24,8 W AC				
C00655	**AM**	**A**	2250 - On req	
		M	3024 - On req	
		W	3240 - On req	
		N	3456 - On req	
L 1219 mm - 24 LED - 29,6 W DC - 33,2 W AC				
C00656	**AM**	**A**	3000 - On req	
		M	4032 - On req	
		W	4320 - On req	
		N	4608 - On req	
L 1519 mm - 30 LED - 37 W DC - 41,3 W AC				
C00657	**AM**	**A**	3750 - On req	
		M	5040 - On req	
		W	5400 - On req	
		N	5760 - On req	

Recessed casings, accessories & cables: (pag 606/607)

Xenia_AF PRO | V2 | DALI | powerLED | 190-250V AC

DALI



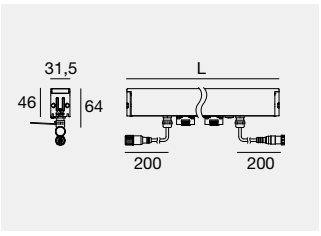

DW Dynamic White available on request

	Fin	Cct	lm S - lm D	Opt
L 619 mm - 12 LED - 14,8 W DC - 16,5 W AC				
C00659	**AM**	**A**	1656 - On req	**SP** (10°÷19°)
		M	2172 - On req	**ML** (30°÷39°)
		W	2328 - On req	**WF** (50°÷70°)
		N	2484 - On req	**EF** (20°÷29°)x(41°÷60°)
L 919 mm - 18 LED - 22,2 W DC - 24,8 W AC				**WW** (Asym. Ww)
C00660	**AM**	**A**	2250 - On req	
		M	3024 - On req	
		W	3240 - On req	
		N	3456 - On req	
L 1219 mm - 24 LED - 29,6 W DC - 33,2 W AC				
C00661	**AM**	**A**	3000 - On req	
		M	4032 - On req	
		W	4320 - On req	
		N	4608 - On req	
L 1519 mm - 30 LED - 37 W DC - 41,3 W AC				
C00662	**AM**	**A**	3750 - On req	
		M	5040 - On req	
		W	5400 - On req	
		N	5760 - On req	

Recessed casings, accessories & cables: (pag 606/607)

Xenia_AF PRO RGBW DMX/RDM | V2 | powerLED | 100-240V AC



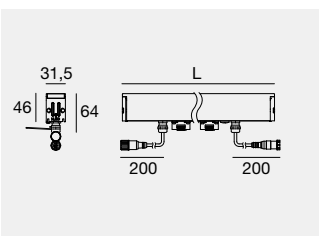

DW Dynamic White available on request

	Fin	Cct	Opt
L 529 mm - 3x4 LED - 7,3 W DC - 8,5 W AC			
C00668	**AM**	**V** RGBW (3000K)	**EF** (20°÷29°)x(41°÷60°)
		Q RGBW (4000K)	
L 1169 mm - 8x4 LED - 19,3 W DC - 22,6 W AC			
C00669	**AM**	**V** RGBW (3000K)	**EF** (20°÷29°)x(41°÷60°)
		Q RGBW (4000K)	

Electronics: **AM3** (pag 607) | Recessed casings, accessories & cables: (pag 606/607)

Finishes

Anodised Aluminium

Cct

A 2200 **M** 2700 **W** 3000 **N** 4000 **V** RGBW (3000) **Q** RGBW (4000)

Xenia_AF PRO Micro Louvre | V2 | powerLED | 190-250V AC



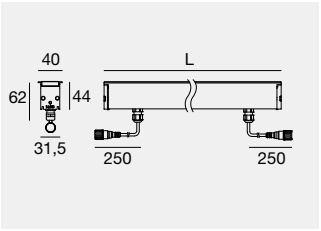

DW Dynamic White available on request

	Fin	Cct	lm S - lm D	Opt
L 359 mm - 6 LED - 7,4 W DC - 8,3 W AC				
C00680	**AM**	**A**	828 - On req	**SP** (10°÷19°)
		M	1086 - On req	**ML** (30°÷39°)
		W	1164 - On req	**WF** (50°÷70°)
		N	1242 - On req	**EF** (20°÷29°)x(41°÷60°)
L 619 mm - 12 LED - 14,8 W DC - 16,5 W AC				**WW** (Asym. Ww)
C00681	**AM**	**A**	1656 - On req	
		M	2172 - On req	
		W	2328 - On req	
		N	2484 - On req	
L 919 mm - 18 LED - 22,2 W DC - 24,8 W AC				
C00682	**AM**	**A**	2250 - On req	
		M	3024 - On req	
		W	3240 - On req	
		N	3456 - On req	
L 1219 mm - 24 LED - 29,6 W DC - 33,2 W AC				
C00683	**AM**	**A**	3000 - On req	
		M	4032 - On req	
		W	4320 - On req	
		N	4608 - On req	
L 1519 mm - 30 LED - 37 W DC - 41,3 W AC				
C00684	**AM**	**A**	3750 - On req	
		M	5040 - On req	
		W	5400 - On req	
		N	5760 - On req	

Recessed casings, accessories & cables: (pag 606/607)

Xenia_AF PRO Micro Louvre | V2 | DALI | powerLED | 190-250V AC

DALI



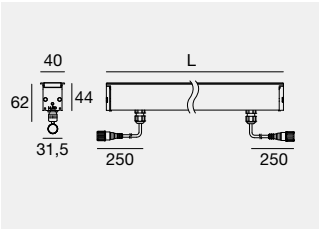

DW Dynamic White available on request

	Fin	Cct	lm S - lm D	Opt
L 619 mm - 12 LED - 14,8 W DC - 16,5 W AC				
C00686	**AM**	**A**	1656 - On req	**SP** (10°÷19°)
		M	2172 - On req	**ML** (30°÷39°)
		W	2328 - On req	**WF** (50°÷70°)
		N	2484 - On req	**EF** (20°÷29°)x(41°÷60°)
L 919 mm - 18 LED - 22,2 W DC - 24,8 W AC				**WW** (Asym. Ww)
C00687	**AM**	**A**	2250 - On req	
		M	3024 - On req	
		W	3240 - On req	
		N	3456 - On req	
L 1219 mm - 24 LED - 29,6 W DC - 33,2 W AC				
C00688	**AM**	**A**	3000 - On req	
		M	4032 - On req	
		W	4320 - On req	
		N	4608 - On req	
L 1519 mm - 30 LED - 37 W DC - 41,3 W AC				
C00689	**AM**	**A**	3750 - On req	
		M	5040 - On req	
		W	5400 - On req	
		N	5760 - On req	

Recessed casings, accessories & cables: (pag 606/607)

Xenia_AF RGBW DMX/RDM | V2 | topLED | 100-240V AC



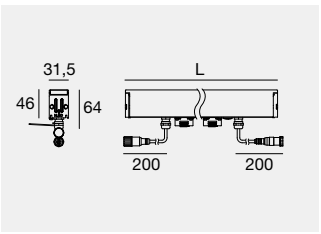

DW Dynamic White available on request

Xenia_ALF RGBW DMX/RDM | V2 | topLED | 100-240V AC



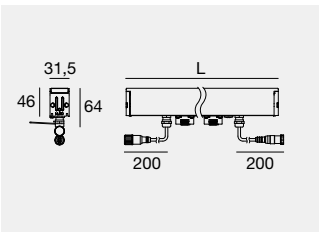

DW Dynamic White available on request

IK08 IP68 NEW DMX RDM RGBW

	Fin	Cct		Opt
L 529 mm - 7,3 W DC - 8,5 W AC				
C00650	**AM**	**V**	RGBW (3000K)	**3F** (20°÷29°)x(>60°)
		Q	RGBW (4000K)	**WW** (Asym. Ww)
L 1169 mm - 19,3 W DC - 22,6 W AC				
C00651	**AM**	**V**	RGBW (3000K)	
		Q	RGBW (4000K)	

Electronics: **AM3** (pag 607) | Recessed casings, accessories & cables: (pag 606/607)

IK08 IP68 NEW DMX RDM RGBW

	Fin	Cct		Opt
L 529 mm - 7,3 W DC - 8,5 W AC				
C00648	**AM**	**V**	RGBW (3000K)	**DI** (Diffused)
		Q	RGBW (4000K)	
L 1169 mm - 19,3 W DC - 22,6 W AC				
C00649	**AM**	**V**	RGBW (3000K)	
		Q	RGBW (4000K)	

Electronics: **AM3** (pag 607) | Recessed casings, accessories & cables: (pag 606/607)

Recessed casings and accessories

Recessed casings



99926 for 160 mm
99912 for 359 mm
99913 for 619 mm
99914 for 919 mm
99915 for 1219 mm
99916 for 1519 mm
suitable for: Xenia_A / _AL / _A Pro
Xenia_AF / _ALF / _AF Pro

99918 for 529 mm
99919 for 1169 mm
suitable for: Xenia_A / _AL / _A Pro RGBW
Xenia_AF / _ALF / _AF Pro RGBW



98949 2x Fixing brackets 46-67 mm
suitable for: Xenia_W/_W Pro
Xenia_AF / _ALF / _AF Pro
Xenia_AF / _ALF / _AF Pro RGBW



89045 2x Fixing brackets 90 mm
89046 2x Fixing brackets 150 mm
89047 2x Fixing brackets 300 mm
suitable for: Xenia_W/_W Pro



99917 2x End caps for recessed casing
suitable for: Xenia_AF / _ALF / _AF Pro
Xenia_AF / _ALF / _AF Pro RGBW



Xenia_W + Anti-glaring



C-F400006 2 x Fixing brackets

suitable for: Xenia_W/_W Pro, Xenia_AF/_ALF/_AF Pro
Xenia_AF/_ALF/_AF Pro RGBW



99818 Fixing springs
suitable for: Xenia_A / _AL / _A Pro
Xenia_A / _AL / _A Pro RGBW



83188 2x End caps
suitable for: Xenia_A / _AL / _A Pro
Xenia_A / _AL / _A Pro RGBW



98782 Anti-glaring - 366 mm
98783 Anti-glaring - 630 mm
98784 Anti-glaring - 930 mm
98785 Anti-glaring - 1230 mm
99778 Anti-glaring - 1530 mm
suitable for: Xenia_W / Xenia_W Pro



98951 Anti-glaring 500 mm
suitable for: Xenia_W PRO RGBW



98953 Anti-glaring 535 mm
suitable for: Xenia_W RGBW



98952 Anti-glaring 1182 mm
suitable for: Xenia_W RGBW
Xenia_W Pro RGBW

Cables

24V DC / 190-250V AC | Power cables



BB 99216 Conn. F.4 pin M12 (L 1,5 m)
BB 89190 Conn. F.4 pin M12 (L 5 m)
suitable for: Xenia

24V DC / 190-250V AC | Extension cables



BB 98437 Conn M. + F. 4 pin M12 (L 1 m)
BB 98149 Conn M. + F. 4 pin M12 (L 5 m)
BB 89188 Conn M. + F. 4 pin M12 (L 10 m)
suitable for: Xenia

190-250V AC + DALI | Power cables



BB C-W200020 Conn. F.4 pin M12 (L 1,5 m)
BB C-W200021 Conn. F.4 pin M12 (L 5 m)
suitable for: Xenia DALI

190-250V AC + DMX | Splitter



BB C-W200018 Start splitter
BB C-W200019 Continuity splitter
suitable for: Xenia RGBW DMX/RDM

Pag. 972

190-250V AC + DMX | Power cables



BB C-W200013 Conn. F.5 pin M12 (L 1,5 m)
BB C-W200014 Conn. F.5 pin M12 (L 5 m)
suitable for: Xenia RGBW DMX/RDM

190-250V AC + DMX | Extension cables



BB C-W200015 Conn M. + F. 5 pin M12 (L 0,5 m)
BB C-W200016 Conn M. + F. 5 pin M12 (L 1,5 m)
BB C-W200017 Conn M. + F. 5 pin M12 (L 5 m)
suitable for: Xenia RGBW DMX/RDM

190-250V AC + DALI | Extension cables



BB C-W200022 Conn. M+F 4 pin M12 (L 0,5 m)
BB C-W200023 Conn. M+F 4 pin M12 (L 1,5 m)
BB 83200 Conn. M+F 4 pin M12 (L 5 m)
suitable for: Xenia DALI



BB C-W400005 DMX line closure adapter

suitable for: Xenia

Pag. 972

Electronics

AL

99374	99331	99332	83333	C-E400002
ON/OFF	ON/OFF	0/1-10V	DALI/PUSH	DALI/PUSH
75W	150W	150W	150W	240W
210 x 49 x h 25	158 x 60 x h 35	158 x 60 x h 35	188 x 68 x h 34	188 x 68 x h 34
56	70	70	77	77

BI

C-E200008	99186	C-E200002
ON/OFF	ON/OFF	DALI/PUSH
1 - 2 art.	2 - 4 art.	2 - 4 art.
135 x 26 x h 26	117 x 92 x h 38	125 x 45 x h 30
35		55

BL

99186	C-E200002
ON/OFF	DALI/PUSH
1 art.	1 art.
117 x 92 x h 38	125 x 45 x h 30
	55

BW

C-E200007	99185	C-E200003
ON/OFF	ON/OFF	DALI/PUSH
1 - 2 art.	2 - 4 art.	2 - 4 art.
135 x 26 x h 26	117 x 92 x h 38	125 x 45 x h 30
35		55

AM3

DMX	C-E700026	89365
Controllers	DMX/RDM	120 Ohm
	addresser	DMX line closure
Pag. 963		

BQ

C-E200008	99186	C-E200002
ON/OFF	ON/OFF	DALI/PUSH
1 art.	1 - 2 art.	2 - 3 art.
135 x 26 x h 26	117 x 92 x h 38	125 x 45 x h 30
35		55

BR

99186	C-E200002
ON/OFF	DALI/PUSH
1 art.	1 art.
117 x 92 x h 38	125 x 45 x h 30
	55



XINSHOUGANG BRIDGE
Beijing (China)

Lighting Project:
The Beijing Municipal Engineering Design Research Institute in collaboration with Zhao Ning (Frontera Lighting Design)

PASEO

Transparent or opalescent polycarbonate body.

The Paseo range comes with a wide choice of optics, lengths, colour temperatures, and controls. These include DALI and 1-10V, and RGBW DMX and RGB pixel **(Pag. 963)** for dynamic lighting management and spectacular architectural illumination. The housings and numerous accessories mean Paseo can be recessed or fitted to a wall, ceiling or floor.



	Paseo_L / _L Antiglare
W	6,2-6,6-12-13,1-13,6-19,5-24-31
mm	**512-1152-1452**
Cct	2700-3000-4000-RGBW
Opt	**M.Flood-Diffused** **Asymmetric Wallwasher**
Elec.	On/Off-0/1-10V-DALI-DMX
Col.	TR OP



	Paseo Dark
	6,2-12-15
	594-1176-1467
	2700-3000-4000
	Diffused
	On/Off-0/1-10V-DALI
	BB



	Paseo_X
	7-8-17-17,3
	576-1152
	2700-3000-4000-RGBW
	Spot-Flood-M.Flood **M.W.Flood-Elliptic Flood**
	On/Off-DALI-DMX
	TR



Minimal size
The Paseo models are even thinner and more versatile, with width of 24 to 26 millimetres that adapt easily to any design need. Their very small size is combined with simple, minimalist aesthetics.





For cables and power supply/control contact Linea Light support service.

Maximum protection
An electrostatic discharge occurs when, between two bodies that are close or at contact, there occurs a transfer of charges which could at times damage electronics and LED modules. Paseos with incorporated drivers come with an up to 4KV electrostatic discharge (ESD) protection.

ESD



Ultrasonic-welded caps offer perfect mechanical resistance and light continuity

Thermoplastic PUR cables with IP67 quick coupling connectors made of M12 with 4 or 5 poles

Steel spring for safe coupling of the Paseo profile to the outer casing

Apparatus equipped TCS® valve, to avoid the formation of humidity in the profile

Paseo_L | topLED | 24V DC



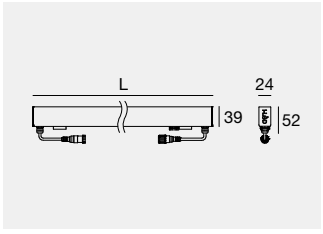

	Cct	lm S - lm D	Opt
L 512 mm - 6,6 W DC			
TR **97673**	**M**	662 - 507	**20** (37°x 99°)
	W	720 - 552	**07** (Asym. Ww)
	N	749 - 574	
L 512 mm - 6,6 W DC			
OP **81328**	**M**	662 - 330	**00** (Diffused)
	W	720 - 359	
	N	749 - 374	

Electronics: **DM** (pag 617) | Recessed casing, accessories & cables: (pag 614-617)

L 1152 mm - 13,6 W DC			
TR **97674**	**M**	1208 - 931	**20** (34°x 117°)
	W	1313 - 1013	**07** (Asym. Ww)
	N	1365 - 1053	
L 1152 mm - 13,6 W DC			
OP **81329**	**M**	1208 - 624	**00** (Diffused)
	W	1313 - 679	
	N	1365 - 706	

Electronics: **DN** (pag 617) | Recessed casing, accessories & cables: (pag 614-617)

L 1452 mm - 19,5 W DC			
TR **97675**	**M**	1913 - 1474	**20** (34°x 117°)
	W	2079 - 1604	**07** (Asym. Ww)
	N	2162 - 1667	
L 1452 mm - 19,5 W DC			
OP **81330**	**M**	1913 - 988	**00** (Diffused)
	W	2079 - 1075	
	N	2162 - 1117	

Electronics: **DO** (pag 617) | Recessed casing, accessories & cables: (pag 614-617)

Paseo_L | topLED | 190-250 V AC



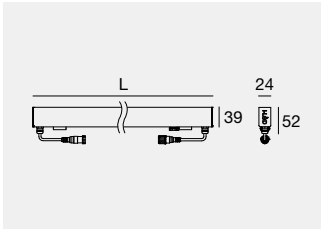

	Cct	lm S - lm D	Opt
L 512 mm - 6,6 W DC - 7,4 W AC			
TR **96150**	**M**	662 - 507	**20** (37°x 99°)
	W	720 - 552	**07** (Asym. Ww)
	N	749 - 574	
L 512 mm - 6,6 W DC - 7,4 W AC			
OP **81331**	**M**	662 - 330	**00** (Diffused)
	W	720 - 359	
	N	749 - 374	
L 1152 mm - 13,6 W DC - 15,2 W AC			
TR **96151**	**M**	1208 - 931	**20** (34°x 117°)
	W	1313 - 1013	**07** (Asym. Ww)
	N	1365 - 1053	
L 1152 mm - 13,6 W DC - 15,2 W AC			
OP **81332**	**M**	1208 - 624	**00** (Diffused)
	W	1313 - 679	
	N	1365 - 706	
L 1452 mm - 19,5 W DC - 21,8 W AC			
TR **96152**	**M**	1913 - 1474	**20** (34°x 117°)
	W	2079 - 1604	**07** (Asym. Ww)
	N	2162 - 1667	
L 1452 mm - 19,5 W DC - 21,8 W AC			
OP **81333**	**M**	1913 - 988	**00** (Diffused)
	W	2079 - 1075	
	N	2162 - 1117	

Recessed casing, accessories & cables: (pag 614-617)

Paseo_L Anti-glare | topLED | 24V DC



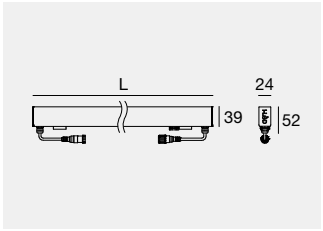

	Cct	lm S - lm D	Opt
L 512 mm - 6,6 W DC			
TR **94021**	**M**	662 - 264	**20** (37°x 99°)
	W	720 - 288	**07** (Asym. Ww)
	N	749 - 294	

Electronics: **DM** (pag 617) | Recessed casing, accessories & cables: (pag 614-617)

L 1152 mm - 13,6 W DC			
TR **94022**	**M**	1208 - 496	**20** (34°x 117°)
	W	1313 - 537	**07** (Asym. Ww)
	N	1365 - 548	

Electronics: **DN** (pag 617) | Recessed casing, accessories & cables: (pag 614-617)

Paseo_L Anti-glare | topLED | 190-250 V AC



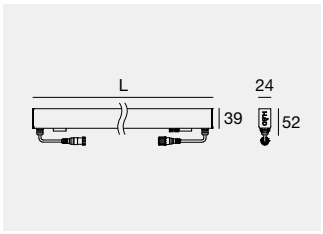

	Cct	lm S - lm D	Opt
L 512 mm - 6,2 W DC - 7 W AC			
TR **93994**	**M**	662 - 264	**20** (37°x 99°)
	W	720 - 288	**07** (Asym. Ww)
	N	749 - 294	
L 1152 mm - 13,1 W DC - 15 W AC			
TR **93995**	**M**	1208 - 496	**20** (34°x 117°)
	W	1313 - 537	**07** (Asym. Ww)
	N	1365 - 548	

Paseo_L | topLED | 24V DC



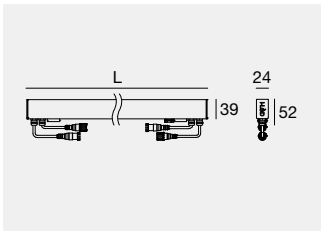

	Cct	Opt
L 512 mm - 12 W AC		
OP **84055**	**V** RGBW (3000K)	**00** (Diffused)
	Q RGBW (4000K)	
L 1152 mm - 24 W AC		
OP **84056**	**V** RGBW (3000K)	
	Q RGBW (4000K)	
L 1452 mm - 31 W AC		
OP **84057**	**V** RGBW (3000K)	
	Q RGBW (4000K)	

Electronics: **AM2** (pag 617) | Recessed casing, accessories & cables: (pag 614-617)

Device equipped with Anti-glare profile for reducing direct glaring. The light emission intensity remains unvaried though.

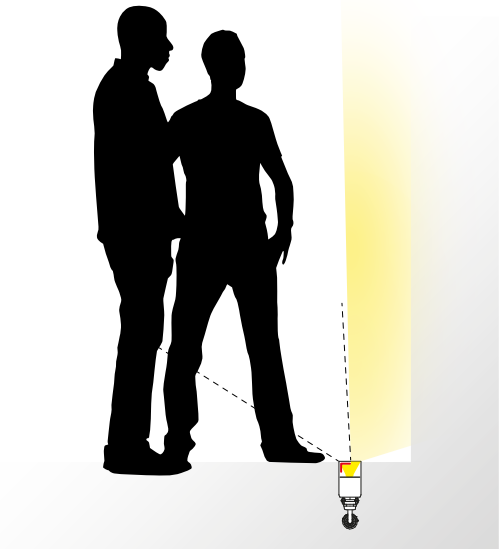

NO-GLARE

Finishes

OP Opaline
TR Transparent

Cct

M 2700 **N** 4000 **Q** RGBW (4000)
W 3000 **V** RGBW (3000)



ATHENS INTERNATIONAL AIRPORT
Athens (Greece)

Project: Alexandros N. Tombazis and Associates | AVW Architecture

Façade Lighting:
Eleftheria Deko & Associates

Structural Design:
Alexandros Athanasiadis & Associates | Kyriaki Kalantzi

Photography:
Gavriil Papadiotis

Paseo Dark | topLED | 48V DC



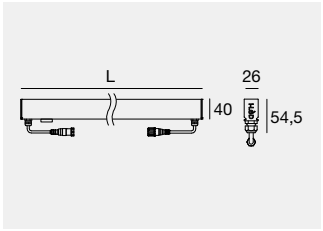

Steel fixing brackets included

48V

	Cct	lm S - lm D	Opt
L 594 mm - 6,2 W DC			
BB **84214**	**M**	740 - 262	**00** (Diffused)
	W	760 - 270	
	N	828 - 293	
L 1176 mm - 12 W DC			
BB **84215**	**M**	1480 - 524	
	W	1520 - 540	
	N	1656 - 586	
L 1467 mm - 15 W DC			
BB **84216**	**M**	1850 - 658	
	W	1900 - 677	
	N	2070 - 736	

For cables and power supply/control contact Linea Light support service.

Electronics: **EK** (pag 617) | Accessories & cables: (pag 614-617)

Paseo_X | powerLED | 190-250 V AC



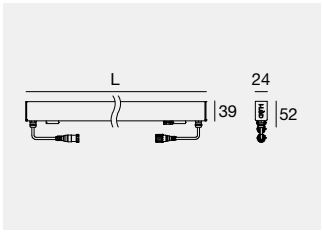

	Cct	lm S - lm D	Opt
L 576 mm - 12 LED - 7 W DC - 7,7 W AC			
TR **96196**	**M**	1128 - 814	**08** (15°x 27°)
	W	1212 - 873	**15** (24°x 32°)
	N	1284 - 925	**30** (30°x 37°)
L 1152 mm - 24 LED - 17,3 W DC - 19,4 W AC			**60** (46°x 51°)
TR **96197**	**M**	2544 - 1836	**25** (28°x 58°)
	W	2736 - 1975	
	N	2904 - 2093	

Recessed casing, accessories & cables: (pag 614-617)

Paseo_X | powerLED | 190-250 V AC



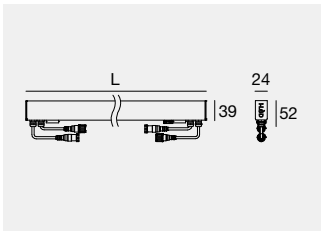

	Cct	lm S - lm D	Opt
L 576 mm - 12 LED - 7 W DC - 7,7 W AC			
TR **97256**	**M**	1128 - 814	**08** (15°x 27°)
	W	1212 - 873	**15** (24°x 32°)
	N	1284 - 925	**30** (30°x 37°)
L 1152 mm - 24 LED - 17,3 W DC - 19,4 W AC			**60** (46°x 51°)
TR **97612**	**M**	2256 - 1836	**25** (28°x 58°)
	W	2424 - 1975	
	N	2568 - 2093	

Recessed casing, accessories & cables: (pag 614-617)

Paseo_X | powerLED | 190-250 V AC



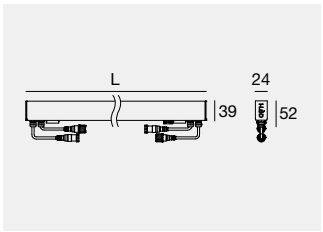

	Cct	Opt
L 576 mm - 12 LED - 8 W DC - 9 W AC		
TR **84058**	**V** RGBW (3000K)	**25** (28°x 58°)
	Q RGBW (4000K)	
L 1152 mm - 24 LED - 17 W DC - 19 W AC		
TR **84059**	**V** RGBW (3000K)	
	Q RGBW (4000K)	

Electronics: **AM3** (pag 617) | Recessed casing, accessories & cables: (pag 614-617)

Finishes

TR Transparent
BB Black

Cct

M 2700 **N** 4000 **Q** RGBW (4000)
W 3000 **V** RGBW (3000)

Recessed casings

Paseo | Outer casing for floor-mounted recessed installation



Outer casing - Frame

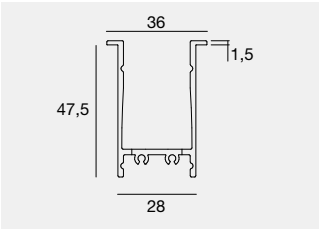



Cable gland

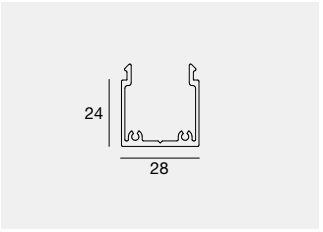



AM	**98355**	513 mm x Paseo 512 mm	
AM	**98430**	577 mm x Paseo 576 mm	
AM	**98356**	1153 mm x Paseo 1152 mm	
AM	**98357**	1453 mm x Paseo 1452 mm	

suitable for: Paseo_L / Paseo_L Anti-glare / Paseo_X

AM	**98471**	513 mm x Paseo 512 mm	
AM	**98472**	577 mm x Paseo 576 mm	
AM	**98473**	1153 mm x Paseo 1152 mm	
AM	**98474**	1453 mm x Paseo 1452 mm	

suitable for: Paseo_L / Paseo_L Anti-glare / Paseo_X

Installation accessories

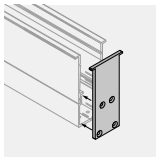

98876 2 x Terminal caps for closing the profile

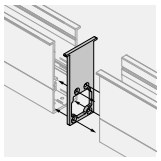

98553 2 x Joining cap between the outer casings with hole for passing cables through

Paseo | Outer casing for floor-mounted or ceiling-mounted flushed installation



Outer casing - Frameless

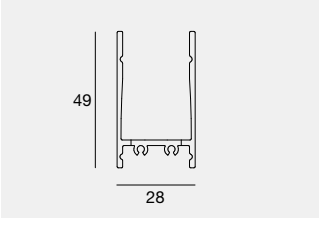



Cable gland

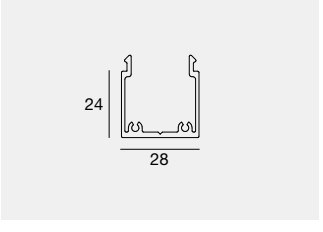

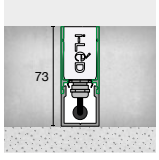

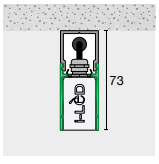

AM	**98467**	513 mm x Paseo 512 mm	
AM	**98468**	577 mm x Paseo 576 mm	
AM	**98469**	1153 mm x Paseo 1152 mm	
AM	**98470**	1453 mm x Paseo 1452 mm	

suitable for: Paseo_L / Paseo_L Anti-glare / Paseo_X

AM	**98471**	513 mm x Paseo 512 mm	
AM	**98472**	577 mm x Paseo 576 mm	
AM	**98473**	1153 mm x Paseo 1152 mm	
AM	**98474**	1453 mm x Paseo 1452 mm	

suitable for: Paseo_L / Paseo_L Anti-glare / Paseo_X

Installation accessories

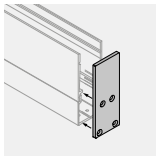

98466 2 x Terminal caps for closing the profile

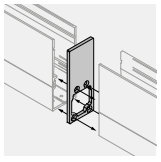

98554 2 x Joining cap between the outer casings with hole for passing cables through

Paseo | Outer casing for installation on dropped ceiling with springs



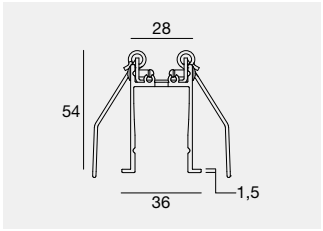



AM **98374** 513 mm x Paseo 512 mm
AM **98435** 577 mm x Paseo 576 mm
AM **98375** 1153 mm x Paseo 1152 mm
AM **98376** 1453 mm x Paseo 1452 mm
suitable for: Paseo_L / Paseo_X

Installation accessories

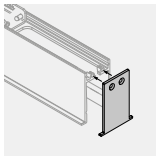

98465 2 x Terminal caps for closing the profile

Paseo | Outer casing for flush-mounted installation on dropped ceiling



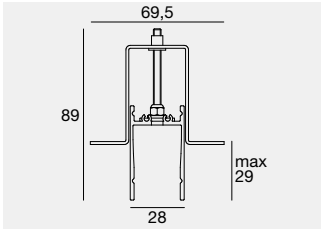

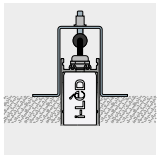

AM **98367** 513 mm x Paseo 512 mm
AM **98434** 577 mm x Paseo 576 mm
AM **98368** 1153 mm x Paseo 1152 mm
AM **98369** 1453 mm x Paseo 1452 mm
suitable for: Paseo_L / Paseo_X

Installation accessories

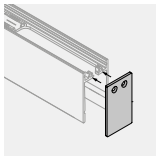

98464 2 x Terminal caps for closing the profile

Paseo | Outer casing for "3D" ceiling-mounted installation



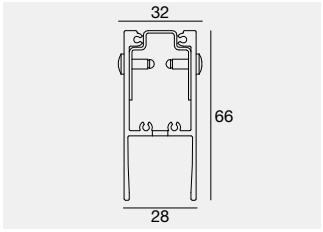

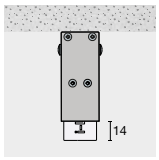

AM **98836** 513 mm x Paseo 512 mm
AM **98839** 577 mm x Paseo 576 mm
AM **98837** 1153 mm x Paseo 1152 mm
AM **98838** 1453 mm x Paseo 1452 mm
suitable for: Paseo_L / Paseo_X

Installation accessories

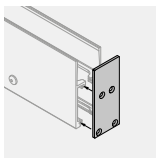

98840 2 x Terminal caps for closing the profile

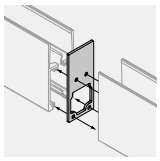

98841 2 x Joining cap between the outer casings with hole for passing cables through

Paseo | Outer casing with bracket for wall-mounted installation



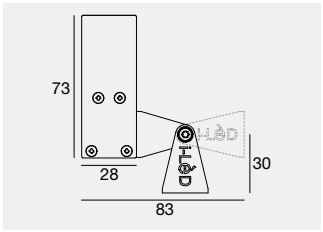

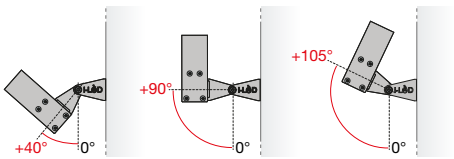

AM **98842** 517 mm x Paseo 512 mm
AM **98843** 581 mm x Paseo 576 mm
AM **98844** 1157 mm x Paseo 1152 mm
AM **98845** 1457 mm x Paseo 1452 mm
suitable for: Paseo_L / Paseo_X

Installation accessories

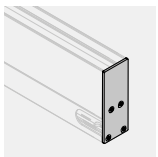

Included 2 x Terminal caps for closing the profile

Finishes

AM Anodised Aluminium

Accessories

Paseo | Orientable floor-standing fixing system



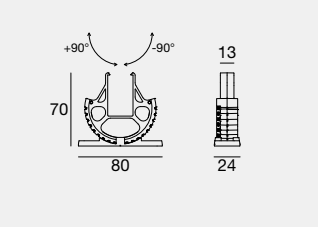

TR **98771** 2 x Orientable clips

Pair of fixing clips made of transparent polycarbonate so as not to alter the light emission of Paseo. Orientable accessory, allows to adjust the inclination of Paseo from +90° up to -90°.

suitable for: Paseo_L / Paseo_X



Paseo | Extraction key



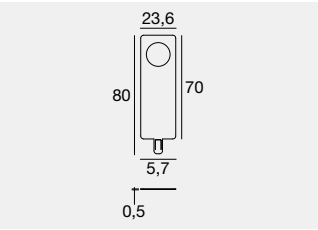

AM **98475** Extraction key

Paseo extraction key is the tool you need to extract Paseo from the outer casing. Compatible with any type of Paseo outer casing.

suitable for: Paseo_L / Paseo_X



Paseo | Fixing base



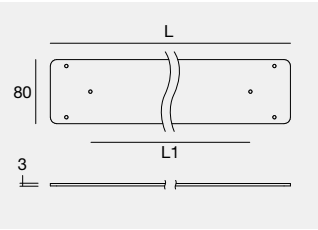

IS **98772** L 300 - L1 200 mm Paseo 512 - 576 mm
IS **98773** L 950 - L1 850 mm Paseo 1152 - 1452 mm

Possibility of using the independent plate (plate + clip + Paseo) as moveable support without fixing it to a surface (clips 98771 not included).

suitable for: Paseo_L / Paseo_X



IS **Included** Steel fixing brackets included

suitable for: Paseo Dark



IS **83162** Support bracket for wall installation

suitable for: Paseo_L / Paseo_X / Paseo Dark

Finishes

AM Anodised Aluminium IS Steel
TR Transparent

Cables

24V DC 190-250V AC | Cables



BB **99216** Conn. F.4 pin M12 (L 1,5m)
BB **89190** Conn. F.4 pin M12 (L 5m)
suitable for: Paseo

DMX | Cables



BB **89186** Conn. M.5 pin M12 + M.3 pin XLR (L 5m)
suitable for: Paseo

DMX | Cables



BB **98493** Conn. M.5 pin M12 + M.5 pin XLR (L 5m)
suitable for: Paseo

24V DC 190-250V AC | Extension cables



BB **98437** Conn M. + F. 4 pin M12 (L 1m)
BB **98149** Conn M. + F. 4 pin M12 (L 5m)
BB **89188** Conn M. + F. 4 pin M12 (L 10m)
suitable for: Paseo

1-10V & DALI | Extension cables



BB **89361** Conn M. + F. 5 pin M12 (L 10m)
suitable for: Paseo

DMX | Cables



BB **89189** Conn. M.5 pin M12 (L 5m)
suitable for: Paseo

DMX | Cables



BB **98494** Conn. M.5 pin M12 + F.3 pin XLR (L 5m)
suitable for: Paseo

1-10V & DALI | Cables



BB **99879** Conn M. 5 pin M12 (L 5m)
suitable for: Paseo

DMX | Extension cables



BB **98994** Conn. M. / F. 5 pin M12 (L 1m)
BB **98993** Conn. M. / F. 5 pin M12 (L 5m)
BB **89187** Conn. M. / F. 5 pin M12 (L 10m)
suitable for: Paseo



89365 DMX line closure adapter

Pag. 972

Electronics

AM2

Driver CV	Switching	DMX	C-E700026	89365
ON/OFF 24V DC 14W - 240W Pag. 950-951	24V DC 50W - 500W Pag. 945-946	Controllers Pag. 963	DMX/RDM addresser	120 Ohm DMX line closure

AM3

DMX	C-E700026	89365
Controllers Pag. 963	DMX/RDM addresser	120 Ohm DMX line closure

DM

89179	89359	99331	99332	99722
ON/OFF 1 - 3 art. 92 x 117 x h 38	ON/OFF 1 - 7 art. 115 x 140 x h 50	ON/OFF 1 - 21 art. 150 x 60 x h 35 IP70	0/1-10V 1 - 21 art. 150 x 60 x h 35 IP70	DALI 1 - 18 art. 191 x 63 x h 38 IP73

DN

89359	99331	99332	83333	C-E400003
ON/OFF 1 - 3 art. 140 x 115 x h 50	ON/OFF 1 - 9 art. 158 x 60 x h 35 IP70	0/1-10V 1 - 9 art. 158 x 60 x h 35 IP70	DALI/PUSH 1 - 9 art. 188 x 68 x h 34 IP77	DALI/PUSH 1 - 15 art. 188 x 68 x h 34 IP77

DO

89359	99331	99332	83333	C-E400003
ON/OFF 1 - 2 art. 140 x 115 x h 50	ON/OFF 1 - 6 art. 158 x 60 x h 35 IP70	0/1-10V 1 - 6 art. 158 x 60 x h 35 IP70	DALI/PUSH 1 - 6 art. 188 x 68 x h 34 IP77	DALI/PUSH 1 - 11 art. 188 x 68 x h 34 IP77

EK

99784	99785	C-E400003	Switching	83177
ON/OFF 150W CV 48V 219 x 63 x h 35 IP80	ON/OFF 240W CV 48V 244 x 71 x h 38 IP81	DALI/PUSH 150W CV 48V 188 x 68 x h 34 IP77	CV 48V Pag. 945-946	Dimmer DMX 312W 97 x 36 x h 62

Finishes

BB Black

HIGH PROTECTION

Body in polycarbonate with UV protection.
Plugs in anodised 6026 aluminium.
Neoprene cables.

High Protection Embossed (EB)

High Protection Wired Opaline (OP)



CRI 90 DALI

Construction details
Polycarbonate tube in the two different varieties, embossed and opal, with waterproof closing system using rotating side plugs in 6026 anodised aluminium. Special TCS® valve as protective air vent to prevent the formation of condensation inside the tube, thereby ensuring long life for the lamp. Quick connector system with a range of accessory cables to create continuous lines directly connected to the electrical mains, thanks to the driver included in each bar. LED tube featuring light source made up of latest generation high density SMD Top LEDs mounted on PCB. In the case of embossed internal diffuser with the use of optics in the 30, 12, perfect cleaning of the cone of light is ensured thanks to the special embossing. In the version with opal internal diffuser, the difference between the two 30 and 00 optics is substantially aesthetic, connected to the size of the light emission area from the tube. Item also available with CRI90 high chromatic yield SMD Top LEDs.

High Protection Wired

High Protection



TCS® Valve

Cable exit positions
The orthogonal cable exit from the High Protection tube allows the space between two continuous tubes to be minimised, thereby optimising the continuous line of light effect. The High Protection Wired version has a linear cable exit position along the axis of the tube, through the closing plug.



Connection examples (High Protection)

Single connection

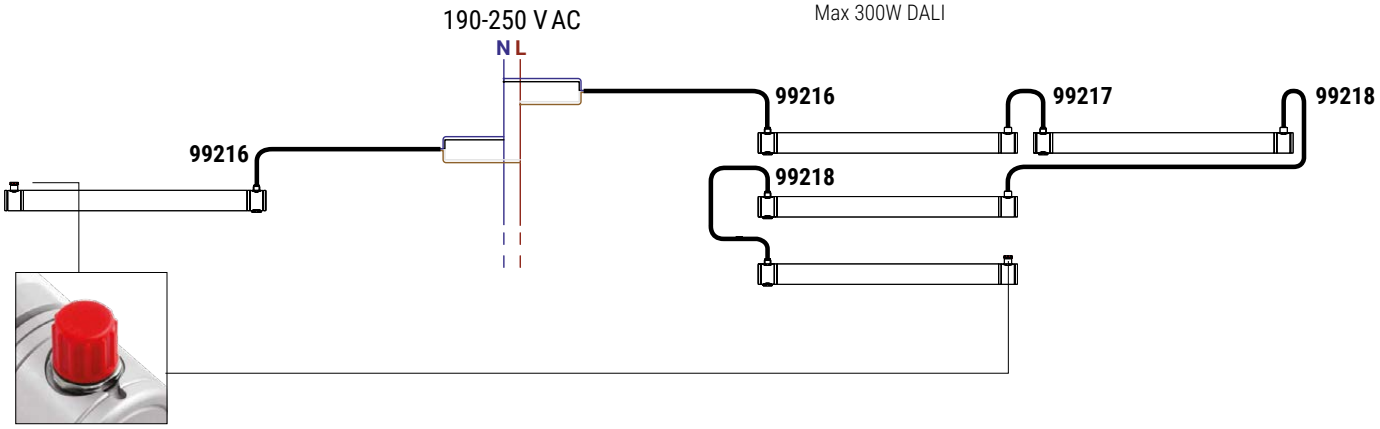

Insulating terminal plug.

Multiple connection
Max 600W ON/OFF
Max 300W DALI



PROTON THERAPY CENTER
Trento (Italy)

High Protection | topLED | 198-264 V AC | 13 W DC - 14,5 W AC



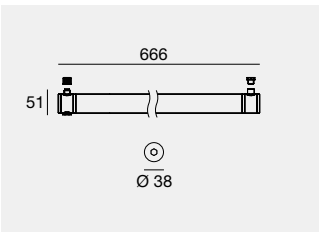

IK08 IP66

	Cct	lm S - lm D	Opt
CRI 80			
OP **95257**	**W**	1688 - 1248	**30** (105°)
DALI** - CRI 80	**N**	1793 - 1326	**00** (Diffused)
OP **84400**	**C**	1864 - 1378	
	R *	416 - On req	
	G *	995 - On req	
	B *	198 - On req	
CRI 80			
EB **95254**	**W**	1688 - 1292	**30** (99°x 85°)
DALI** - CRI 80	**N**	1793 - 1372	**12** (107°x 129°)
EB **84401**	**C**	1864 - 1426	
	R *	416 - On req	
	G *	995 - On req	
	B *	198 - On req	
CRI 90			
EB **94679**	**W**	1440 - 1102	**30** (99°x 85°)
DALI - CRI 90	**N**	1501 - 1148	**12** (107°x 129°)
EB **84402**			

*With coloured diode (B, R and G), the "CCT" is not expressed in degrees Kelvin (°K) but in nanometres (nm).
With the red diode (R), the article has a power of 9,2 W DC - 10,2 W AC.
****(R) (G) (B) DALI** available on request.

Accessories (pag 623)

High Protection | topLED | 198-264 V AC | 20 W DC - 22 W AC



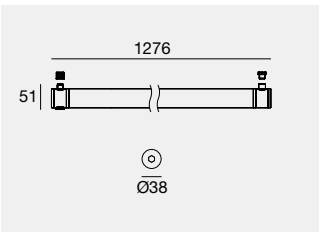

IK08 IP66

	Cct	lm S - lm D	Opt
CRI 80			
OP **95258**	**W**	2780 - 2374	**30** (124°x 101°)
DALI** - CRI 80	**N**	2923 - 2496	**00** (Diffused)
OP **84403**	**C**	3032 - 2589	
	R *	825 - On req	
	G *	2000 - On req	
	B *	401 - On req	
CRI 80			
EB **95255**	**W**	2780 - 2351	**30** (126°x 106°)
DALI** - CRI 80	**N**	2923 - 2472	**12** (128°x 125°)
EB **84404**	**C**	3032 - 2564	
	R *	825 - On req	
	G *	2000 - On req	
	B *	401 - On req	
CRI 90			
EB **94680**	**W**	2318 - 1960	**30** (126°x 106°)
DALI - CRI 90	**N**	2478 - 2096	**12** (128°x 125°)
EB **84405**			

*With coloured diode (B, R and G), the "CCT" is not expressed in degrees Kelvin (°K) but in nanometres (nm).
With the red diode (R), the article has a power of 15,4 W DC - 17 W AC.
****(R) (G) (B) DALI** available on request.

Accessories (pag 623)

Finishes

OP Opaline
EB Embossed

Cct

W 3000 **C** 6500 **G** 528*
N 4000 **R** 621* **B** 456*

High Protection | topLED | 198-264 V AC



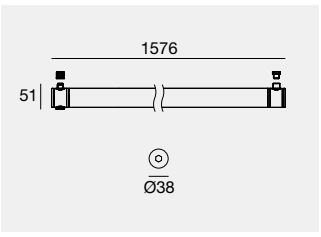

IK08 IP66

	Cct	lm S - lm D	lm S - lm D	Opt
CRI 80		37W	20W	
37W DC - 40,5W AC	**W**	4766 - 4002	3050 - 2562	**30** (140°x 117°)
OP **95259**	**N**	5011 - 4208	3160 - 2654	**00** (Diffused)
DALI - CRI 80	**C**	5198 - 4365	3160 - 2654	
20W DC - 22W AC**	**R** *	1248 - On req		
OP **84406**	**G** *	2985 - On req		
	B *	596 - On req		
CRI 80				
37W DC - 40,5W AC	**W**	4766 - 4187	3050 - 2684	**30** (137°x 95°)
EB **95256**	**N**	5011 - 4402	3160 - 2780	**12** (143°x 118°)
DALI - CRI 80	**C**	5198 - 4566	3160 - 2780	
20W DC - 22W AC**	**R** *	1248 - On req		
EB **84407**	**G** *	2985 - On req		
	B *	596 - On req		
CRI 90				
37W DC - 40,5W AC	**W**	3974 - 3491	2479 - 2181	**30** (137°x 95°)
EB **94681**	**N**	4248 - 3732	2699 - 2375	**12** (143°x 118°)
DALI - CRI 90				
20W DC - 22W AC				
EB **84408**				

*With coloured diode (B, R and G), the "CCT" is not expressed in degrees Kelvin (°K) but in nanometres (nm).
With the red diode (R), the article has a power of 24,3 W DC - 26,2 W AC.
****(R) (G) (B) DALI** available on request.

Accessories (pag 623)

High Protection / High Protection Wired with coloured diode (B, R, and G)



Finishes

OP Opaline
EB Embossed

Cct

W 3000 **C** 6500 **G** 528*
N 4000 **R** 621* **B** 456*

High Protection Wired | topLED | 198-264 V AC | 13 W DC - 14,5 W AC



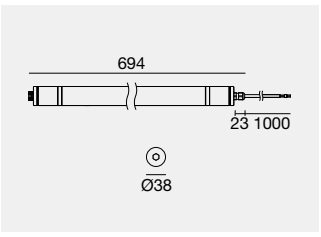

1 m

	Cct	lm S - lm D	Opt
CRI 80			
OP **95281**	**W**	1688 - 1248	**30** (105°)
DALI** - CRI 80	**N**	1793 - 1326	**00** (Diffused)
OP **84409**	**C**	1864 - 1378	
	R *	416 - On req	
	G *	995 - On req	
	B *	198 - On req	
CRI 80			
EB **95275**	**W**	1688 - 1292	**30** (99°x 85°)
DALI** - CRI 80	**N**	1793 - 1372	**12** (107°x 129°)
EB **84410**	**C**	1864 - 1426	
	R *	416 - On req	
	G *	995 - On req	
	B *	198 - On req	
CRI 90			
EB **95465**	**W**	1440 - 1102	**30** (99°x 85°)
DALI - CRI 90	**N**	1501 - 1148	**12** (107°x 129°)
EB **84411**			

*With coloured diode (B, R and G), the "CCT" is not expressed in degrees Kelvin (°K) but in nanometres (nm).
With the red diode (R), the article has a power of 9,2 W DC - 10,2 W AC.
****(R) (G) (B) DALI** available on request.

Accessories (pag 623)

High Protection Wired | topLED | 198-264 V AC | 20 W DC - 22 W AC



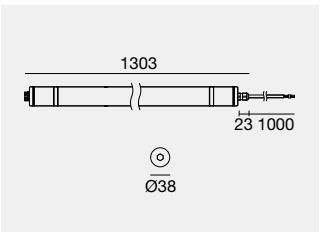

1 m

	Cct	lm S - lm D	Opt
CRI 80			
OP **95282**	**W**	2780 - 2374	**30** (124°x 101°)
DALI** - CRI 80	**N**	2923 - 2496	**00** (Diffused)
OP **84412**	**C**	3032 - 2589	
	R *	825 - On req	
	G *	2000 - On req	
	B *	401 - On req	
CRI 80			
EB **95276**	**W**	2780 - 2351	**30** (126°x 106°)
DALI** - CRI 80	**N**	2923 - 2472	**12** (128°x 125°)
EB **84413**	**C**	3032 - 2564	
	R *	825 - On req	
	G *	2000 - On req	
	B *	401 - On req	
CRI 90			
EB **95466**	**W**	2318 - 1960	**30** (126°x 106°)
DALI - CRI 90	**N**	2478 - 2096	**12** (128°x 125°)
EB **84414**			

*With coloured diode (B, R and G), the "CCT" is not expressed in degrees Kelvin (°K) but in nanometres (nm).
With the red diode (R), the article has a power of 15,4 W DC - 17 W AC.
****(R) (G) (B) DALI** available on request.

Accessories (pag 623)

High Protection Wired | topLED | 198-264 V AC



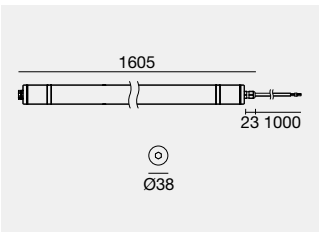

1 m

	Cct	lm S - lm D	lm S - lm D	Opt
CRI 80		37W	20W	
37W DC - 40,5W AC	**W**	4766 - 4002	3050 - On req	**30** (140°x 117°)
OP **95283**	**N**	5011 - 4208	3160 - On req	**00** (Diffused)
DALI - CRI 80	**C**	5198 - 4365	3160 - On req	
20W DC - 22W AC**	**R** *	1248 - On req		
OP **84415**	**G** *	2985 - On req		
	B *	596 - On req		
CRI 80				
37W DC - 40,5W AC	**W**	4766 - 4187	3050 - On req	**30** (137°x 95°)
EB **95277**	**N**	5011 - 4402	3160 - On req	**12** (143°x 118°)
DALI - CRI 80	**C**	5198 - 4566	3160 - On req	
20W DC - 22W AC**	**R** *	1248 - On req		
EB **84416**	**G** *	2985 - On req		
	B *	596 - On req		
CRI 90				
37W DC - 40,5W AC	**W**	3974 - 3491	2479 - On req	**30** (137°x 95°)
EB **95467**	**N**	4248 - 3732	2699 - On req	**12** (143°x 118°)
DALI - CRI 90				
20W DC - 22W AC				
EB **84417**				

*With coloured diode (B, R and G), the "CCT" is not expressed in degrees Kelvin (°K) but in nanometres (nm).
With the red diode (R), the article has a power of 24,3 W DC - 26,2 W AC.
****(R) (G) (B) DALI** available on request.

Accessories (pag 623)

Accessories



99225
IP66 ON-OFF connection box.

83229
IP66 DALI connection box.

suitable for: High Protection / High Protection Wired



99216 1500 mm
1500 mm long power cable with female quick connector in IP66 (ON-OFF / DALI).

suitable for: High Protection



99217 150 mm
Extension cable with male/female quick connector in IP66 for direct connection between tubes (ON-OFF / DALI).

suitable for: High Protection



99218 1500 mm
Extension cable with male/female quick connector in IP66 for direct connection between tubes (ON-OFF / DALI).

suitable for: High Protection



99229 per meter
Extension cable in neoprene 2x1 mm² ON-OFF.
Example: 99229 x 3 pz = 3 m.

83213 per meter
Extension cable in neoprene 4x1 mm² DALI.
Example: 83213 x 3 pz = 3 m.

83205 per meter
Extension cable in neoprene 4x1,5 mm² DALI.
Example: 83205 x 3 pz = 3 m.

suitable for: High Protection Wired



98729
Quick connector IP68 socket/plug.
2 poles ON-OFF.

99768
Quick connector IP68 socket/plug.
5 poles DALI.

suitable for: High Protection Wired

Finishes
OP Opaline
EB Embossed

Cct
W 3000 **C** 6500 **G** 528*
N 4000 **R** 621* **B** 456*

Accessories



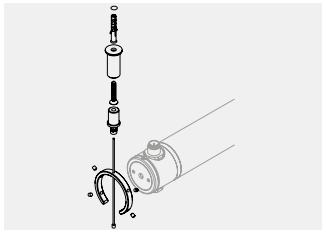

99219

Suspension fixing system with anodised aluminium ring, tightening safety screws, 1200 mm long steel cable, adjustment system for the cable and fixing with screws and anchors. Two fastening kits are required for installation.

suitable for: High Protection / High Protection Wired



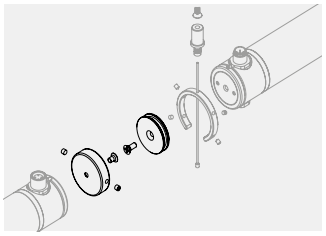

99221

Male/female fittings in anodised aluminium to join articles, fixing screws and tightening safety screws. To be used only with the suspension fixing kit (code 99219 - indicated above).

suitable for: High Protection



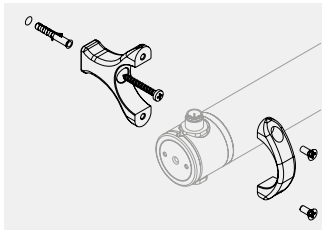

99222

Surface installation system with screw locking and fixing using self-tapping screw and anchor. Made in transparent polycarbonate. Two fastening kits are required for installation.

suitable for: High Protection / High Protection Wired



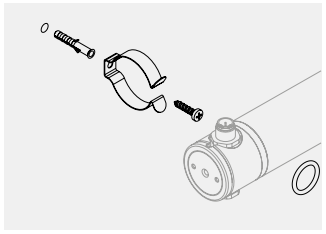

99220

Clip fixing spring in nickel plated steel, self-tapping screw, anchor and o-ring for safety closing. Two fastening kits are required for installation.

suitable for: High Protection / High Protection Wired



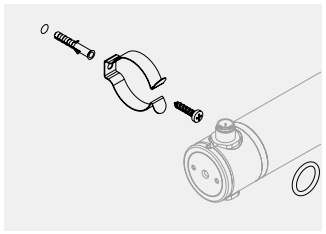

99238

Clip fixing spring in transparent polycarbonate, self-tapping screw, anchor and o-ring for safety closing. Two fastening kits are required for installation.

suitable for: High Protection / High Protection Wired



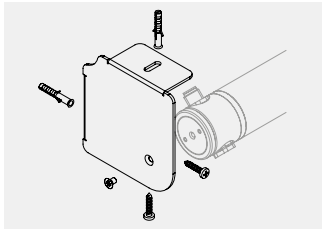

99224

Corner installation system with pair of side brackets with screw locking and fixing using self-tapping screws and anchors.

suitable for: High Protection



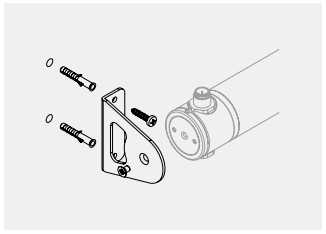

99223

Installation system with pair of side brackets with screw locking and fixing using self-tapping screws and anchors.

suitable for: High Protection

METRO STATION NATIONAL GALLERY
Oslo (Norway)



PARKHAUS ZECHE ZOLLVEREIN
Essen (Germany)

Design and construction supervision:
Dreßler Bau GmbH, Essem Herr Pauli

Lighting Design:
Engineer Büro Paulus Essen, Herr Gräf

Photography:
Linea Light GmbH





RESIDENCE CIVICO 3.9
Treviso (Italy)

Project:
Studio Architetti Associati
Giampietro & Stefano Cinel

Commissioned by:
Fralma Srl

Photography:
TheStudio

MAXI TUBE

Polycarbonate with UV protection. Neoprene cables.



CRI 90 IP67 DALI

Technical details
Opal or embossed polycarbonate tube with waterproof closing system using side plugs in transparent polycarbonate. The diameter of the tube is 33 mm.



Scale 1:1

Maxi Tube | topLED | 198-264 V AC | 13 W DC - 14,5 W AC



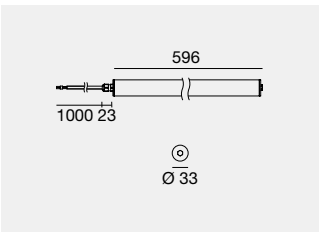

IK08 IP67 1 m

	Cct	lm S - lm D	Opt
CRI 80			
OP **92242**	**W**	1688 - 1358	**30** (99°x 85°)
EB **92438**	**N**	1793 - 1442	**12** (107°x 129°)
DALI** - CRI 80	**C**	1864 - 1493	
OP **84358**	**R** *	416 - On req	
EB **84356**	**G** *	995 - On req	
	B *	198 - On req	
CRI 90			
OP **92245**	**W**	1440 - 1154	**30** (99°x 85°)
EB **92442**	**N**	1501 - 1226	**12** (107°x 129°)
DALI - CRI 90			
OP **84359**			
EB **84357**			

*With coloured diode (B, R and G), the "CCT" is not expressed in degrees Kelvin (°K) but in nanometres (nm).
With the red diode (R), the article has a power of 9,2 W DC - 10,2 W AC.
****(R) (G) (B) DALI** available on request.

Accessories (pag 631)

Maxi Tube | topLED | 198-264 V AC | 20 W DC - 22 W AC



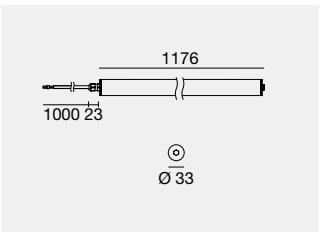

IK08 IP67 1 m

	Cct	lm S - lm D	Opt
CRI 80			
OP **92243**	**W**	2780 - 2240	**30** (126°x 106°)
EB **92439**	**N**	2923 - 2379	**12** (128°x 125°)
DALI** - CRI 80	**C**	3032 - 2464	
OP **84362**	**R** *	825 - On req	
EB **84360**	**G** *	2000 - On req	
	B *	401 - On req	
CRI 90			
OP **92246**	**W**	2318 - 1904	**30** (126°x 106°)
EB **92443**	**N**	2478 - 2022	**12** (128°x 125°)
DALI - CRI 90			
OP **84363**			
EB **84361**			

*With coloured diode (B, R and G), the "CCT" is not expressed in degrees Kelvin (°K) but in nanometres (nm).
With the red diode (R), the article has a power of 15,4 W DC - 17 W AC.
****(R) (G) (B) DALI** available on request.

Accessories (pag 631)

Maxi Tube | topLED | 198-264 V AC



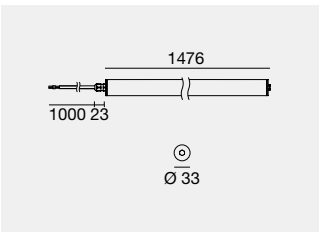

IK08 IP67 1 m

	Cct	lm S - lm D	lm S - lm D	Opt
CRI 80		37W	20W	
37W DC - 40,5W AC	**W**	4766 - 3801	3050 - 2440	**30** (137°x 95°)
OP **92244**	**N**	5011 - 4036	3160 - 2560	**12** (143°x 118°)
EB **92440**	**C**	5198 - 4181	3160 - 2560	
DALI - CRI 80	**R** *	1248 - On req		
20W DC - 22W AC**	**G** *	2985 - On req		
OP **84366**	**B** *	596 - On req		
EB **84364**				
CRI 90				
37W DC - 40,5W AC	**W**	3974 - 3231	2479 - 2017	**30** (137°x 95°)
OP **92247**	**N**	4248 - 3431	2699 - 2196	**12** (143°x 118°)
EB **92444**				
DALI - CRI 90				
20W DC - 22W AC				
OP **84367**				
EB **84365**				

*With coloured diode (B, R and G), the "CCT" is not expressed in degrees Kelvin (°K) but in nanometres (nm).
With the red diode (R), the article has a power of 24,3 W DC - 26,2 W AC.
****(R) (G) (B) DALI** available on request.

Accessories (pag 631)

Maxi Tube IN&OUT | topLED | 198-264 V AC | 13 W DC - 14,5 W AC



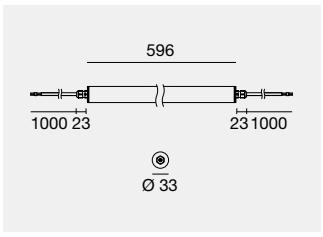

1 m

	Cct	lm S - lm D	Opt
CRI 80			
OP **92248**	**W**	1688 - 1358	**30** (99°x 85°)
EB **92445**	**N**	1793 - 1442	**12** (107°x 129°)
DALI** - CRI 80	**C**	1864 - 1493	
OP **84370**	**R** *	416 - On req	
EB **84368**	**G** *	995 - On req	
	B *	198 - On req	
CRI 90			
OP **92353**	**W**	1440 - 1154	**30** (99°x 85°)
EB **92448**	**N**	1501 - 1226	**12** (107°x 129°)
DALI - CRI 90			
OP **84371**			
EB **84369**			

*With coloured diode (B, R and G), the "CCT" is not expressed in degrees Kelvin (°K) but in nanometres (nm).
With the red diode (R), the article has a power of 9,2 W DC - 10,2 W AC.
****(R) (G) (B) DALI** available on request.

Accessories (pag 631)

Maxi Tube IN&OUT | topLED | 198-264 V AC | 20 W DC - 22 W AC



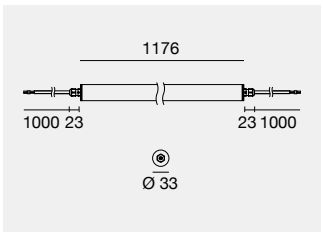

1 m

	Cct	lm S - lm D	Opt
CRI 80			
OP **92249**	**W**	2780 - 2240	**30** (126°x 106°)
EB **92446**	**N**	2923 - 2379	**12** (128°x 125°)
DALI** - CRI 80	**C**	3032 - 2464	
OP **84374**	**R** *	825 - On req	
EB **84372**	**G** *	2000 - On req	
	B *	401 - On req	
CRI 90			
OP **92356**	**W**	2318 - 1904	**30** (126°x 106°)
EB **92449**	**N**	2478 - 2022	**12** (128°x 125°)
DALI - CRI 90			
OP **84375**			
EB **84373**			

*With coloured diode (B, R and G), the "CCT" is not expressed in degrees Kelvin (°K) but in nanometres (nm).
With the red diode (R), the article has a power of 15,4 W DC - 17 W AC.
****(R) (G) (B) DALI** available on request.

Accessories (pag 631)

Maxi Tube IN&OUT | topLED | 198-264 V AC



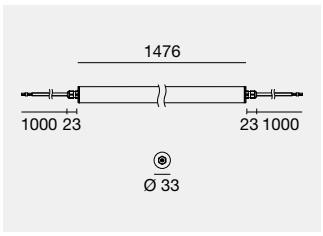

1 m

	Cct	lm S - lm D	lm S - lm D	Opt
CRI 80		37W	20W	
37W DC - 40,5W AC	**W**	4766 - 3801	3050 - 2440	**30** (137°x 95°)
OP **92352**	**N**	5011 - 4036	3160 - 2560	**12** (143°x 118°)
EB **92447**	**C**	5198 - 4181	3160 - 2560	
DALI - CRI 80	**R** *	1248 - On req		
20W DC - 22W AC**	**G** *	2985 - On req		
OP **84378**	**B** *	596 - On req		
EB **84376**				
CRI 90				
37W DC - 40,5W AC	**W**	3974 - 3231	2479 - 2017	**30** (137°x 95°)
OP **92357**	**N**	4248 - 3431	2699 - 2196	**12** (143°x 118°)
EB **92450**				
DALI - CRI 90				
20W DC - 22W AC				
OP **84379**				
EB **84377**				

*With coloured diode (B, R and G), the "CCT" is not expressed in degrees Kelvin (°K) but in nanometres (nm).
With the red diode (R), the article has a power of 24,3 W DC - 26,2 W AC.
****(R) (G) (B) DALI** available on request.

Accessories (pag 631)

Finishes

OP Opaline
EB Embossed

Cct

W 3000 **C** 6500 **G** 528*
N 4000 **R** 621* **B** 456*

Multiple connection
Fixture available in two variations: version **Maxi Tube** with single input cable for installation of a single article or as end-of-line, version **Maxi Tube IN&OUT** with double cable input and output cable to be able to create continuous lines of light with the use of specific accessories (On-Off / DALI max 600W).

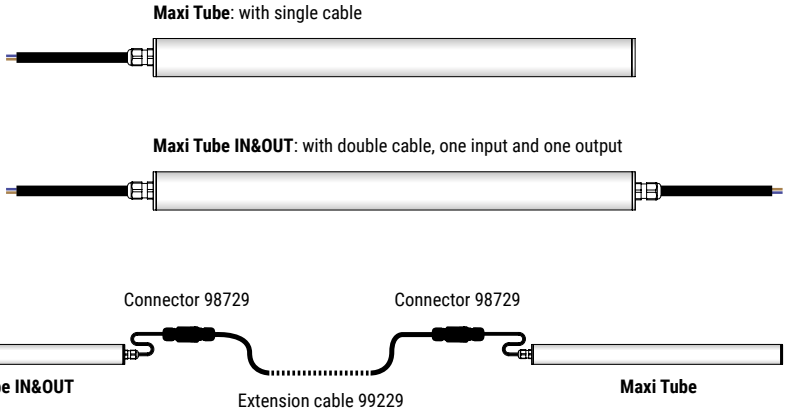



Maxi Tube / Maxi Tube IN&OUT with coloured diode (B, G, and R)

Accessories



99226
Fastening kit with nickel-plated steel clips.
Two fastening kits are required for installation.

suitable for: Maxi Tube / Maxi Tube IN&OUT



98695
Fastening kit with safety clasp.
Two fastening kits are required for installation.

suitable for: Maxi Tube / Maxi Tube IN&OUT



99229 per meter
Extension cable in neoprene 2x1 mm² ON-OFF.
Example: 99229 x 3 pz = 3 m.

83205 per meter
Extension cable in neoprene 4x1,5 mm² DALI.
Example: 83205 x 3 pz = 3 m.

suitable for: Maxi Tube / Maxi Tube IN&OUT



99227
Fastening kit with nickel-plated steel clips and connector.
Two fastening kits are required for installation.

suitable for: Maxi Tube / Maxi Tube IN&OUT



98729
Quick connector IP68 socket/plug.
2 poles ON-OFF.

99768
Quick connector IP68 socket/plug.
5 poles DALI.

suitable for: Maxi Tube / Maxi Tube IN&OUT

MINI TUBE

Polycarbonate with UV protection. Neoprene cables.



Minimum dimensions
LED tube with minimum dimensions, with a profile just 18 mm in diameter. The reduced dimensions allow easy and functional installations. Applied on the edges, corners or niches of shelving, Mini Tube is perfectly integrated into the setting.

IP65 IK08





Mini Tube | topLED | 198-264 V AC



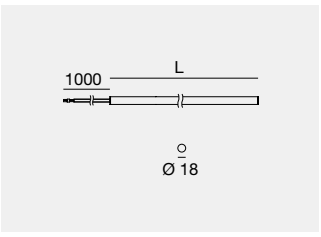

1 m

	Cct	lm S - lm D	Opt
L 331 - 4,5 W DC - 5,2 W AC			
OP **92392**	**W**	586 - 465	**00** (Diffused)
	N	612 - 486	
	P *	320 - 254	
L 621 - 7,5 W DC - 8,5 W AC			
OP **92393**	**W**	1172 - 929	**00** (Diffused)
	N	1224 - 971	
	P *	640 - 508	
L 911 - 9 W DC - 10,5 W AC			
OP **92421**	**W**	1354 - 1069	**00** (Diffused)
	N	1414 - 1116	
	P *	740 - 584	
L 1201 - 12 W DC - 13,5 W AC			
OP **92422**	**W**	2039 - 1626	**00** (Diffused)
	N	2129 - 1698	
	P *	1136 - 888	
L 1491 - 14 W DC - 15,5 W AC			
OP **92423**	**W**	2461 - 1951	**00** (Diffused)
	N	2570 - 2038	
	P *	1344 - 1066	
L 1781 - 16,5 W DC - 18 W AC			
OP **92424**	**W**	2883 - 2285	**00** (Diffused)
	N	3012 - 2387	
	P *	1575 - 1248	

*With colored LED the "Cct" value is not expressed in degrees Kelvin (° K) but in nanometers (nm).

Accessories (pag 635)

Mini Tube for Meat

Diodes with CCT "P" use a specific light spectrum (445 nm), optimised to enhance the colour of meat.



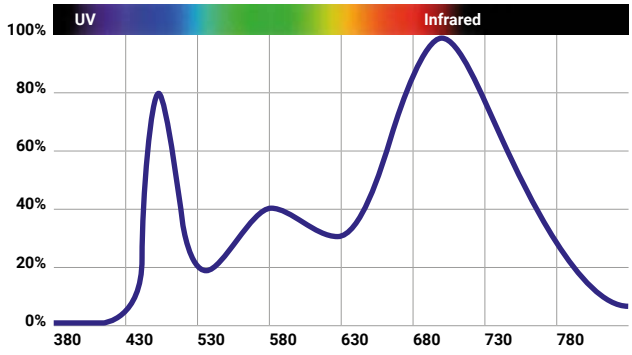

Finishes

OP Opaline

Cct

W 3000 **P** 445*
N 4000

Mini Tube IN&OUT | topLED | 198-264 V AC | 4,5 W DC - 5,2 W AC



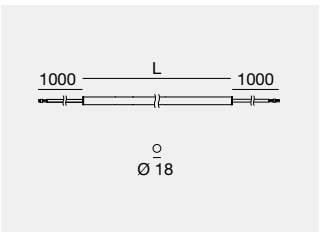

1 m

IK08 IP65

		Cct	lm S - lm D	Opt
L 331 - 4,5 W DC - 5,2 W AC				
OP	**92384**	**W**	586 - 465	**00** (Diffused)
		N	612 - 486	
		P *	320 - 254	
L 621 - 7,5 W DC - 8,5 W AC - CRI 80				
OP	**92385**	**W**	1172 - 929	**00** (Diffused)
		N	1224 - 971	
		P *	640 - 508	
L 911 - 9 W DC - 10,5 W AC				
OP	**92386**	**W**	1354 - 1069	**00** (Diffused)
		N	1414 - 1116	
		P *	740 - 584	
L 1201 - 12 W DC - 13,5 W AC				
OP	**92387**	**W**	2039 - 1626	**00** (Diffused)
		N	2129 - 1698	
		P *	1136 - 888	
L 1491 - 14 W DC - 15,5 W AC				
OP	**92390**	**W**	2461 - 1951	**00** (Diffused)
		N	2570 - 2038	
		P *	1344 - 1066	
L 1781 - 16,5 W DC - 18 W AC				
OP	**92391**	**W**	2883 - 2285	**00** (Diffused)
		N	3012 - 2387	
		P *	1575 - 1248	

*With colored LED the "Cct" value is not expressed in degrees Kelvin (° K) but in nanometers (nm).

Accessories (pag 635)



Finishes **Cct**

OP Opaline **W** 3000 **P** 445*
N 4000

Accessories



included
Polycarbonate clip springs kit.

suitable for: Mini Tube / Mini Tube IN&OUT



98710
Nickel-plated steel springs kit.

suitable for: Mini Tube / Mini Tube IN&OUT



99229 per meter
Extension cable in neoprene 2x1 mm² ON-OFF.
Example: 99229 x 3 pz = 3 m.

suitable for: Mini Tube / Mini Tube IN&OUT



98729
Quick connector IP68 socket/plug.
2 poles ON-OFF.

suitable for: Mini Tube / Mini Tube IN&OUT

Multiple connection
Fixture available in two variations: version **Mini Tube** with single input cable for installation of a single article or as end-of-line, version **Mini TubeIN&OUT** with double cable input and output cable to be able to create continuous lines of light with the use of specific accessories (Max 600W).

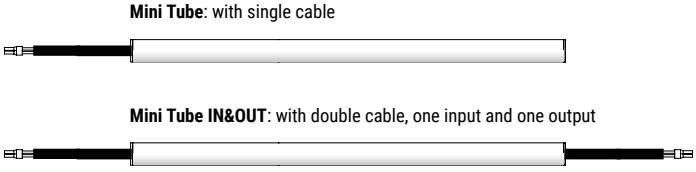

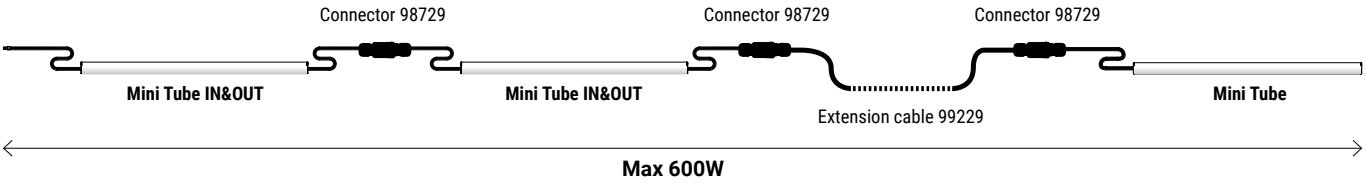



THIN66



Thin66 | topLED | 24V DC



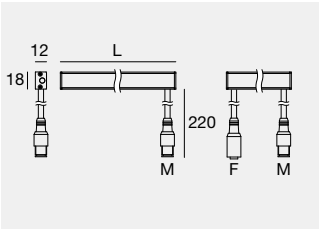

Steel fixing brackets included

			Cct	lm S - lm D	Opt
L 539 mm - 4,8 W DC					
AM	**83885**	M	**M**	425 - 159	**00** (Diffused)
AM	**83889**	M+F	**W**	440 - 165	
			N	480 - 179	

Electronics: **DR** (pag 639) | Accessories & cables: (pag 639)

L 1039 mm - 9,6 W DC					
AM	**83886**	M	**M**	850 - 317	**00** (Diffused)
AM	**83890**	M+F	**W**	880 - 330	
			N	960 - 358	

Electronics: **DS** (pag 639) | Accessories & cables: (pag 639)

L 1539 mm - 14,4 W DC					
AM	**83887**	M	**M**	1275 - 475	**00** (Diffused)
AM	**83891**	M+F	**W**	1320 - 494	
			N	1440 - 537	

Electronics: **DQ** (pag 639) | Accessories & cables: (pag 639)

L 1539 mm - 19,2 W DC					
AM	**83888**	M	**M**	1700 - 634	**00** (Diffused)
AM	**83892**	M+F	**W**	1760 - 659	
			N	1920 - 716	

Electronics: **DO** (pag 639) | Accessories & cables: (pag 639)

Thin66, the linear profile that emits a diffused light that, thanks to its minimalist design, adapts to any type of installation to accentuate architectural details and features whilst emphasising the façades with character and elegance. Anodised aluminium body. Opalescent silicone resin coating.





Finishes

AM Anodised Aluminium

Cct

M 2700 **N** 4000
W 3000

BEIJING TONGZHOU HEJING CENTER
Beijing (China)

Studio Lighting Designer:
Brandston Partnership Inc.



Cables

24V DC | Cables



BB **99216** Conn. F.4 pin M12 (L 1,5m)
BB **89190** Conn. F.4 pin M12 (L 5m)
suitable for: Thin66

24V DC | Extension cables



BB **98437** Conn M. + F. 4 pin M12 (L 1m)
BB **98149** Conn M. + F. 4 pin M12 (L 5m)
BB **89188** Conn M. + F. 4 pin M12 (L 10m)
suitable for: Thin66

Accessories



IS **Included** Steel fixing brackets included

suitable for: Thin66

Electronics

DO

89359	99331	99332	83333	C-E400003
ON/OFF	ON/OFF	0/1-10V	DALI/PUSH	DALI/PUSH
1 - 2 art.	1 - 6 art.	1 - 6 art.	1 - 6 art.	1 - 11 art.
140 x 115 x h 50	158 x 60 x h 35	158 x 60 x h 35	188 x 68 x h 34	188 x 68 x h 34
	70	70	77	77

DQ

89359	99331	99332	83333	C-E400003
ON/OFF	ON/OFF	0/1-10V	DALI/PUSH	DALI/PUSH
1 - 3 art.	1 - 9 art.	1 - 9 art.	1 - 9 art.	1 - 15 art.
140 x 115 x h 50	158 x 60 x h 35	158 x 60 x h 35	188 x 68 x h 34	188 x 68 x h 34
	70	70	77	77

DR

89359	99331	99332	83333
ON/OFF	ON/OFF	0/1-10V	DALI/PUSH
1 - 9 art.	1 - 28 art.	1 - 28 art.	1 - 28 art.
140 x 115 x h 50	158 x 60 x h 35	158 x 60 x h 35	188 x 68 x h 34
	70	70	77

DS

89359	99331	99332	83333	C-E400003
ON/OFF	ON/OFF	0/1-10V	DALI/PUSH	DALI/PUSH
1 - 4 art.	1 - 14 art.	1 - 14 art.	1 - 14 art.	1 - 22 art.
140 x 115 x h 50	158 x 60 x h 35	158 x 60 x h 35	188 x 68 x h 34	188 x 68 x h 34
	70	70	77	77

Finishes

BB Black

ICE-CUT66



Translucent polycarbonate body.

Ice-Cut66 | topLED | 24V DC



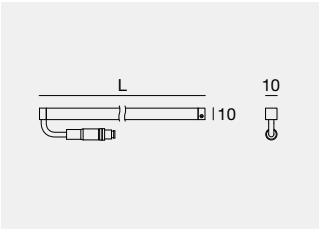

	Cct	lm S - lm D	Opt
L 532 mm - 6 W DC			
OP **96740**	**M**	420 - 244	**00** (Diffused)
	W	438 - 265	
	N	478 - 289	

Electronics: **DM** (pag 641) - Accessories & cables: (pag 641)

L 1032 mm - 12 W DC			
OP **96741**	**M**	840 - 488	**00** (Diffused)
	W	875 - 530	
	N	956 - 579	

Electronics: **DN** (pag 641) - Accessories & cables: (pag 641)

L 1532 mm - 18 W DC			
OP **96742**	**M**	1260 - 731	**00** (Diffused)
	W	1313 - 749	
	N	1434 - 868	

Electronics: **DO** (pag 641) - Accessories & cables: (pag 641)

Accessories



IS **98398** 2x Fixing clips

suitable for: Ice-Cut66

Cables

24V DC | Cables



BB **99231** Conn. F.4 pin M8 (L 1m)

suitable for: Ice-Cut66

24V DC | Extension cables



BB **99232** Conn M. + F. 4 pin M8 (L 1m)

suitable for: Ice-Cut66

Electronics

DM

89359	99331	99332	83333	C-E400003
ON/OFF	ON/OFF	0/1-10V	DALI/PUSH	DALI/PUSH
1 - 6 art.	1 - 20 art.	1 - 20 art.	1 - 20 art.	1 - 20 art.
140 x 115 x h 50	158 x 60 x h 35	158 x 60 x h 35	188 x 68 x h 34	188 x 68 x h 34
	70	70	77	77

DN

89179	89359	99331	99332	99722
ON/OFF	ON/OFF	ON/OFF	0/1-10V	DALI
1 - 2 art.	1 - 4 art.	1 - 12 art.	1 - 12 art.	1 - 10 art.
92 x 117 x h 38	115 x 140 x h 50	150 x 60 x h 35	150 x 60 x h 35	191 x 63 x h 38
		70	70	73

DO

89359	99331	99332	83333	C-E400003
ON/OFF	ON/OFF	0/1-10V	DALI/PUSH	DALI/PUSH
1 - 2 art.	1 - 6 art.	1 - 6 art.	1 - 6 art.	1 - 11 art.
140 x 115 x h 50	158 x 60 x h 35	158 x 60 x h 35	188 x 68 x h 34	188 x 68 x h 34
	70	70	77	77

Finishes

BB Anodised Aluminium
IS Steel
OP Opaline

Cct

M 2700
N 4000
W 3000




STEP
LIGHTS

RESIDENCE CIVICO 3.9
Castelfranco Veneto (Italy)

Project:
Studio Architetti Associati
Giampietro & Stefano Cinel

Commissioned by:
Fralma Srl

Photography:
TheStudio

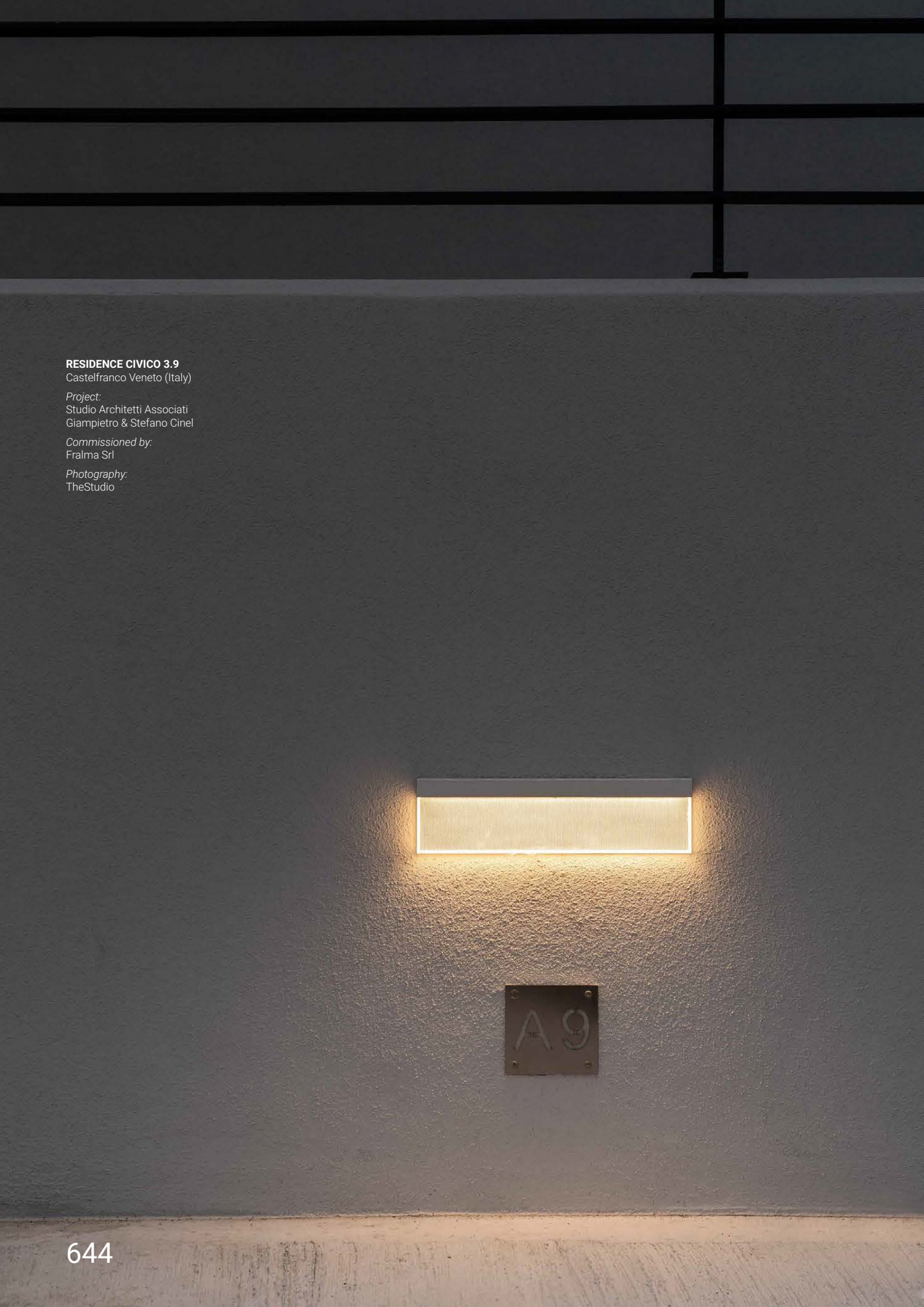

Step lights range index

Optiwall

Optiwall

647

Optiwall_Pro

648

Envelope

Envelope_1

652

Envelope_R

652

Envelope_R

652

Envelope_RW

652

Envelope_Q

654

Envelope_QW

654

Envelope_W

654

Intake

Intake_L

656

Chim

Chim

657

Orma

Orma_AJ


659

Orma_IJ


660

Orma_Q


661

Orma_QF


661

Step66

Step66

665

Quara

Quara_RO

668

Quara_R

669

Quara_RI

669

Quara_F

669

Quara_Q

670

Quara_QI

670

Cut

Cut_R

672

Cut_Q

672

Sand

Sand_R

675

Sand_Q

675

Clip

Clip

676

Clip_Hm

676

Clip_R

677

Clip_X

677

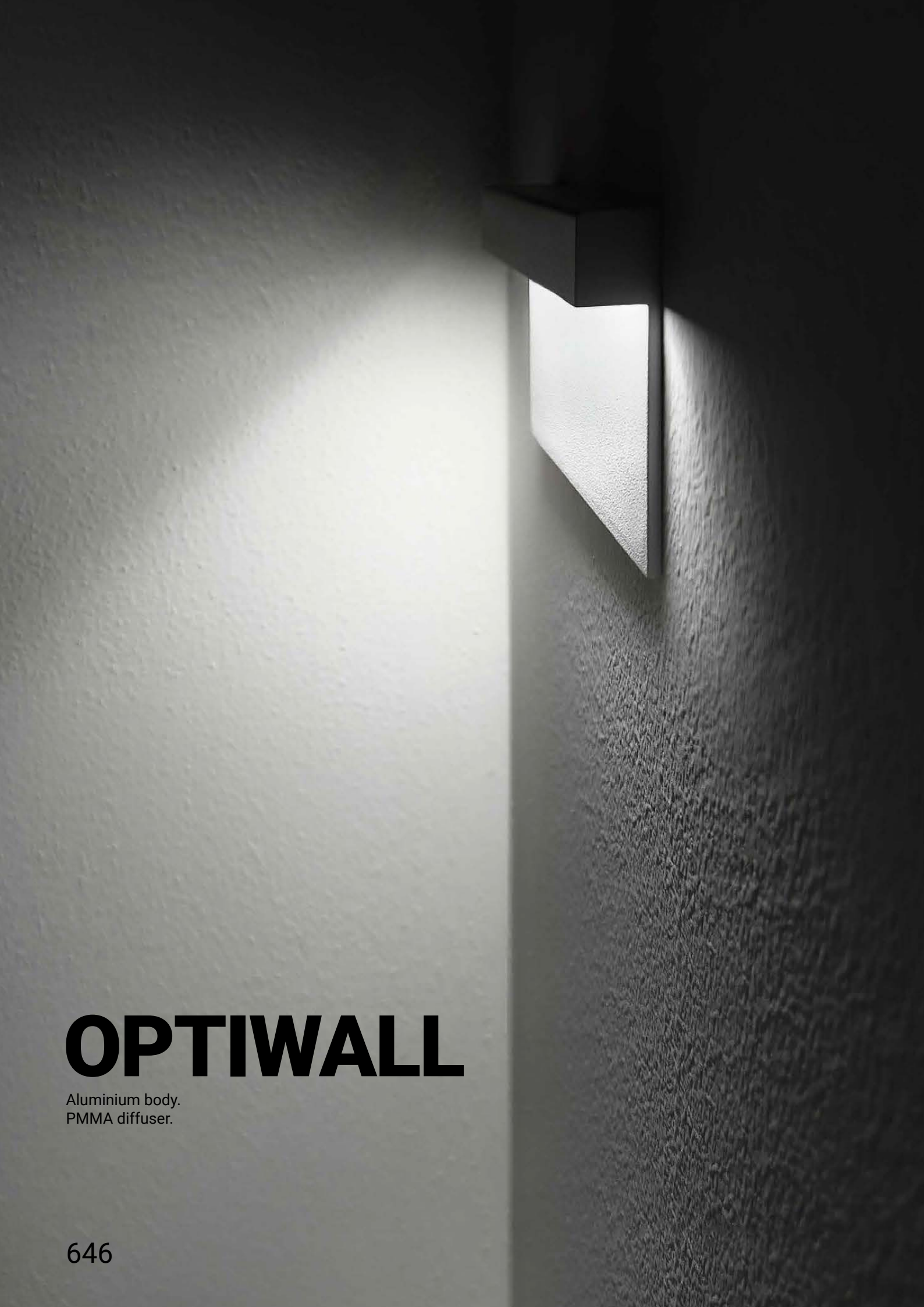

OPTIWALL

Aluminium body.
PMMA diffuser.

A CASCADE OF LIGHT IN A FEW MILLIMETRES OF THICKNESS

The OPTIWALL is an innovative marker light with no casing and only 18 mm thick to contain the light sources. Available in two formats, square and rectangular, and three sizes: 158x158, 158x84 and 295x84 mm. It is the ideal luminaire for outdoor walkways or stairs, and it is easy to install. The recessed light sources, thanks to the large flat diffuser underneath, diffuse a copious cascade of light on both horizontal and vertical surfaces. OPTIWALL is certified Bug Rating 0.



White (WH)



Black Grey (BG)



Dark Brown (DB)



Grey (GG)

BUG Rating 0

*** BUG rating 0**:
Only for the finishes
Black Grey and Dark Brown

Optiwall | topLED | 24 V DC | 3,5 W DC



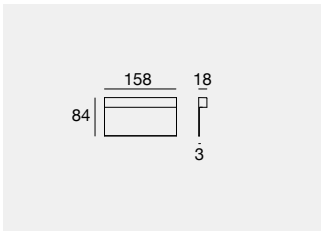

C.V. IK09 IP65 BUG Rating 0 *

	Cct	lm S - lm D	Opt
WH 77387	M	366 - 275	07 (Asym. Diffused)
GG 77388	W	384 - 288	
DB 77389	N	401 - 301	
BG 77390			

Electronics: **DE** (pag 648)

Optiwall | topLED | 24 V DC | 3,5 W DC



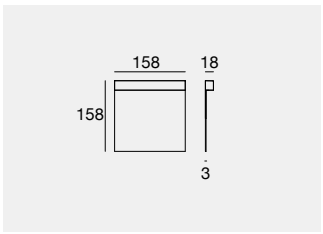

C.V. IK09 IP65 BUG Rating 0 *

	Cct	lm S - lm D	Opt
WH 77383	M	366 - 297	07 (Asym. Diffused)
GG 77384	W	384 - 311	
DB 77385	N	401 - 325	
BG 77386			

Electronics: **DE** (pag 648)

Optiwall | topLED | 24 V DC | 7 W DC



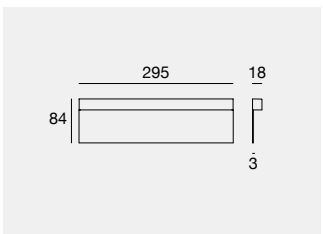

C.V. IK09 IP65 BUG Rating 0 *

	Cct	lm S - lm D	Opt
WH 77370	M	732 - 576	07 (Asym. Diffused)
GG 77371	W	767 - 605	
DB 77372	N	803 - 632	
BG 77373			

Electronics: **DF** (pag 648)

Finishes

WH White
GG Grey
DB Dark Brown
BG Black Grey

Cct

M 2700
W 3000
N 4000

Optiwall_Pro | V2 | topLED | 24 V DC | 3,5 W DC



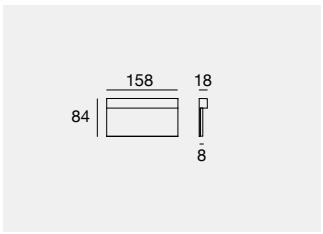

C.V. IK09 IP65

	Cct	lm S - lm D	Opt
WH **76760**	**M**	366 - 241	**07** (Asym. Diffused)
GG **76761**	**W**	384 - 252	
DB **76762**	**N**	401 - 264	
BG **76763**			

Electronics: **DE** (pag 648)

Optiwall_Pro | V2 | topLED | 24 V DC | 3,5 W DC



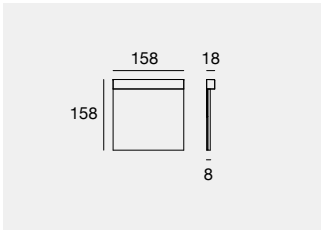

C.V. IK09 IP65

	Cct	lm S - lm D	Opt
WH **76764**	**M**	366 - 257	**07** (Asym. Diffused)
GG **76765**	**W**	384 - 270	
DB **76766**	**N**	401 - 283	
BG **76767**			

Electronics: **DE** (pag 648)

Optiwall_Pro | V2 | topLED | 24 V DC | 7 W DC



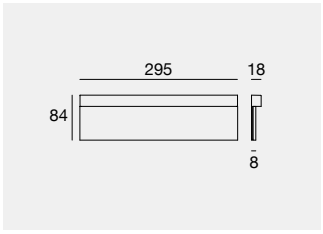

C.V. IK09 IP65

	Cct	lm S - lm D	Opt
WH **76768**	**M**	732 - 557	**07** (Asym. Diffused)
GG **76769**	**W**	767 - 584	
DB **76770**	**N**	803 - 612	
BG **76771**			

Electronics: **DF** (pag 648)



Revolutionary step lights

Optiwall Pro revolutionises the path marker concept: it's not so much a wall light as a light window that uses the microincisions of Optilight Technology™ to reduce dazzle to zero. The light isn't just asymmetrically projected onto the ground, but also provides softer and deeper ambient illumination that highlights surrounding features.



optilight



Electronics

DE

89488	89179	99331	99332	83333
ON/OFF	ON/OFF	ON/OFF	0/1-10V	DALI/PUSH
1 - 3 art.	1 - 5 art.	1 - 33 art.	1 - 33 art.	1 - 33 art.
100 x 80 x h 31	117 x 92 x h 38	158 x 60 x h 35	158 x 60 x h 35	188 x 68 x h 34
		70	70	77

DF

89179	89359	99331	99332	99722
ON/OFF	ON/OFF	ON/OFF	0/1-10V	DALI
1 - 3 art.	1 - 6 art.	1 - 21 art.	1 - 21 art.	1 - 17 art.
117 x 92 x h 38	140 x 115 x h 50	158 x 60 x h 35	158 x 60 x h 35	191 x 63 x h 38
		70	70	73



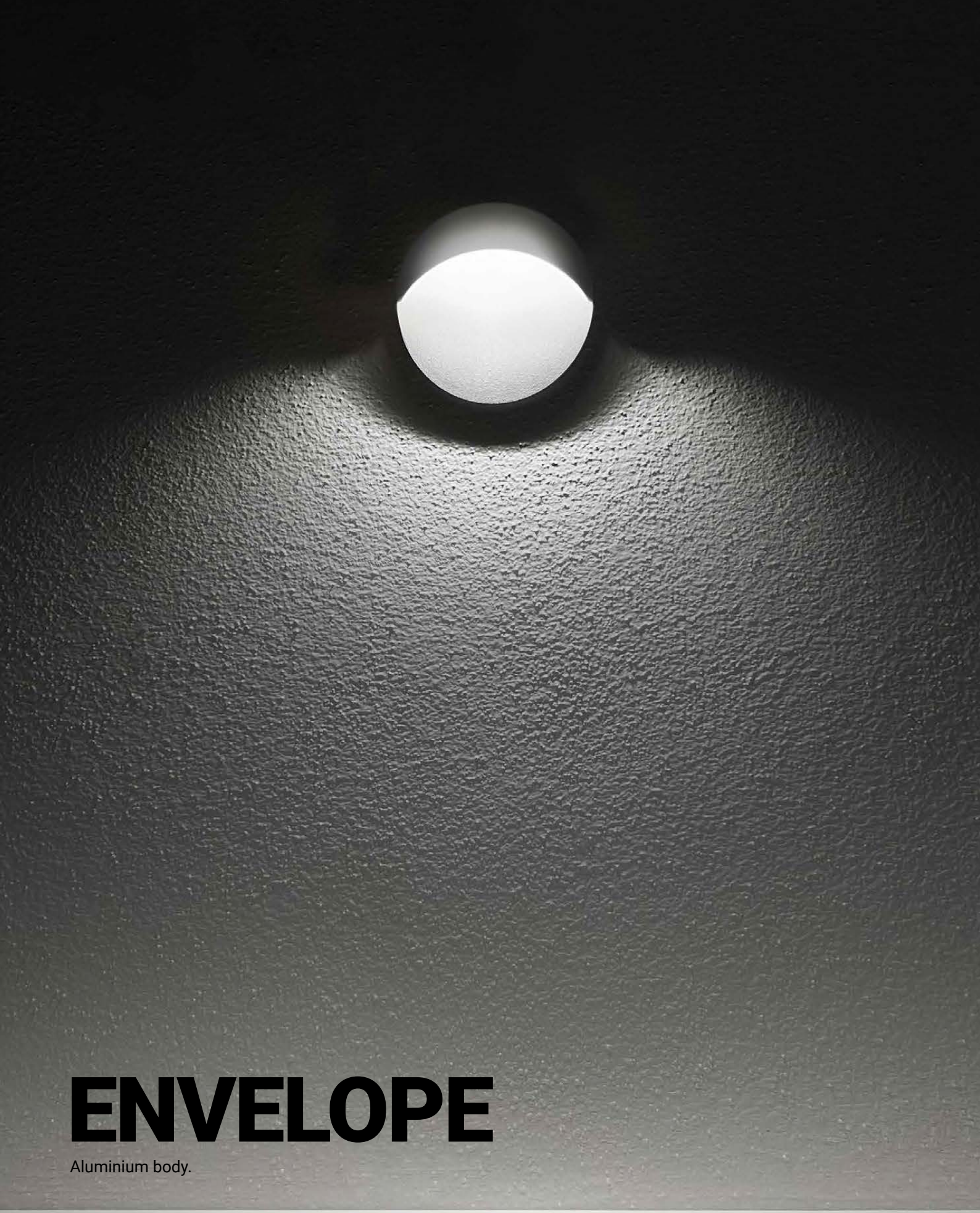

ENVELOPE

Aluminium body.

ELEGANCE AND QUINTESSENCE



The Envelope family is renewed with new powers, and Envelope_R/RW (24V, 220-240 V) is joined by a new round path marker that appears as a single, compact element, featuring a clean and pared-back look. The pure geometric forms gently illuminate the space creating a suggestive sense of depth both indoors and outdoors. It is available in four finishes, white, grey, black grey, dark brown, two colour temperatures, 3000K and 4000K, and powers, 1.5W/2.5W for a softer effect, and 4W for a more incisive effect.

Recessed optics and visual comfort
The recessed source is hidden from view, making it a full cut-off luminaire: the eye sees and appreciates only the clean and comfortable emission; in a slightly asymmetrical position, it directs the beam towards the walking area.



Envelope_R
Ø40



Envelope_R
Ø120



Envelope_RW
Ø132



Envelope_1
40x40



Envelope_Q
120x88



Envelope_W
270x125



Envelope_W
170x168

Simplified installation
The Envelope_Q, _1, _R (Ø40) and _W models can be wall-mounted using the special 503 flush-mounted box; installation is simple and fast, and the screws are completely hidden from view making the luminaire one with the architecture. Envelope_QW, _R (Ø120), _RW and _W, can be fixed directly on the surface, does not involve the use of a flush-mounted box.

Envelope_QW



Installation on surface

Envelope_Q



Installation with recessed casing (standard box mod. 503)

Envelope_1 | powerLED | 350 mA



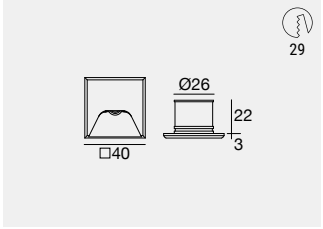

Installation with outer casing

	Cct	lm S - lm D	Opt
1 W DC			
WH 96976	M	136 - 26	07 (Asym. Diffused)
BB 96977	W	145 - 28	
GG 96978	N	155 - 30	
DB 96979			
BG 80605			
BS 83613			

Electronics: **BB** (pag 655) | Recessed casings: (pag 655)

Envelope_R | powerLED | 350 mA



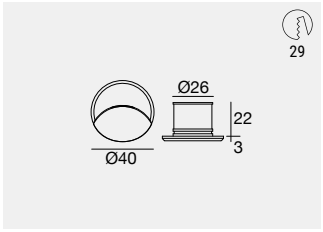

Installation with outer casing

	Cct	lm S - lm D	Opt
1 W DC			
WH 83601	M	136 - 26	07 (Asym. Diffused)
BB 83602	W	145 - 28	
GG 83603	N	155 - 30	
DB 83604			
BG 84071			
BS 84072			

Electronics: **BB** (pag 655) | Recessed casings: (pag 655)

Envelope_R | topLED | 24 V DC



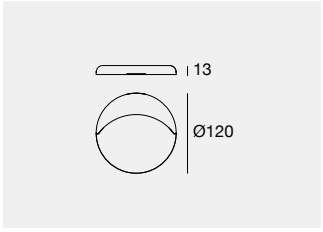

Surface installation

	Cct	lm S - lm D	Opt
1,5 W DC			
WH 76104	W	213 - 103	07 (Asym. Diffused)
GG 76105	N	224 - 108	
DB 76107			
BG 76106			

Electronics: **EQ** (pag 655)

4 W DC			
WH 76090	W	468 - 227	07 (Asym. Diffused)
GG 76091	N	490 - 237	
DB 76093			
BG 76092			

Electronics: **DE** (pag 655) | Recessed casings: (pag 655)

Envelope_RW | topLED | 220-240 V AC



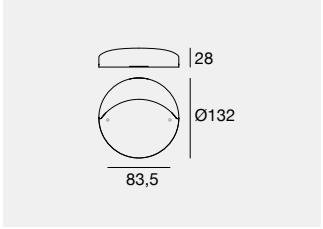

Surface installation or with outer casing

	Cct	lm S - lm D	Opt
1 W DC - 1,6 W AC			
WH 77040	W	181 - 76	07 (Asym. Diffused)
GG 77041	N	189 - 79	
DB 77043			
BG 77042			
2 W DC - 2,5 W AC			
WH 77044	W	370 - 156	07 (Asym. Diffused)
GG 77045	N	390 - 162	
DB 77047			
BG 77046			

Recessed casings: (pag 655)

VIDA BEACH RESORT MARASSI AL BAHRAIN
MANAMA (Bahrain)

Lighting Supplier: Huda Lighting

Lighting Designer: UMAYA

Photography: Huda Lighting



ROZAFA CASTLE
SHKODËR (Albania)

Lighting Designer: Fulvio Baldeschi

Photography: Pietro Savorelli



THE CO99 ART BUILDING & OPR GALLERY
Milan (Italy)

Project: Architect Federico Regazzoni

Lighting Designer:
Light+Arch Consultancy,
Architect Giorgio Colombo

Photography:
Marco Reggi

Envelope_Q | topLED | 24 V DC



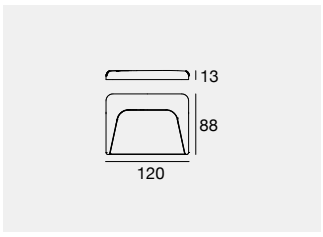

Installation with outer casing

IK10 IP66

	Cct	lm S - lm D	Opt
1 W DC			
WH **97170**	**W**	136 - 89	**07** (Asym. Diffused)
GG **97172**	**N**	136 - 93	
DB **81342**			
BG **81341**			

Electronics: **DG** (pag 655)

4 W DC			
WH **76098**	**W**	468 - 296	**07** (Asym. Diffused)
GG **76099**	**N**	490 - 310	
DB **76101**			
BG **76100**			

Electronics: **DE** (pag 655) | Recessed casings: (pag 655)

Envelope_QW | topLED | 24 V DC



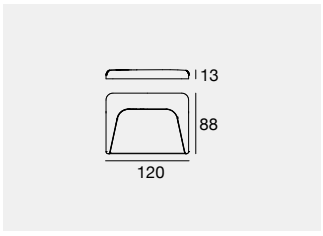

Surface installation

IK10 IP66

	Cct	lm S - lm D	Opt
1 W DC			
WH **97167**	**W**	136 - 89	**07** (Asym. Diffused)
GG **97169**	**N**	136 - 93	
DB **81340**			
BG **81339**			

Electronics: **DG** (pag 655) | Recessed casings: (pag 655)

4 W DC			
WH **76094**	**W**	468 - 296	**07** (Asym. Diffused)
GG **76095**	**N**	490 - 310	
DB **76097**			
BG **76096**			

Electronics: **DE** (pag 655) | Recessed casings: (pag 655)

Envelope_W | topLED | 198-264 V AC



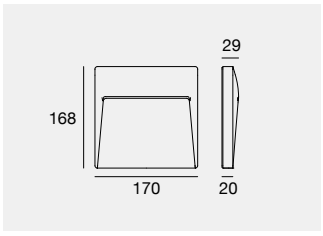

Surface installation or with outer casing

IK10 IP65

	Cct	lm S - lm D	Opt
6 W DC - 8 W AC			
WH **81343**	**M**	669 - 442	**07** (Asym. Diffused)
GG **81291**	**W**	699 - 464	
DB **81292**	**N**	724 - 482	
BG **81290**			

Recessed casings: (pag 655)

Envelope_W | topLED | 198-264 V AC



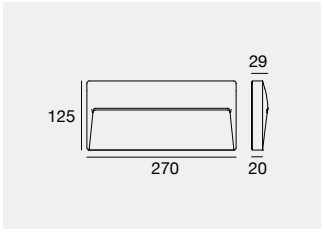

Surface installation or with outer casing

IK10 IP65

	Cct	lm S - lm D	Opt
9,5 W DC - 12 W AC			
WH **81344**	**M**	1115 - 679	**07** (Asym. Diffused)
GG **81294**	**W**	1166 - 713	
DB **81295**	**N**	1207 - 742	
BG **81293**			
16 W DC - 18 W AC			
WH **81512**	**M**	1705 - 1038	**07** (Asym. Diffused)
GG **81510**	**W**	1782 - 1086	
DB **81511**	**N**	1846 - 1130	
BG **81509**			

Recessed casings: (pag 655)

Electronics

BB

89419	89421	99183	C-E200004
ON/OFF 1 - 2 art. 74 x 65 x h 27	ON/OFF 3 - 6 art. 74 x 65 x h 27	ON/OFF 6 - 12 art. 100 x 80 x h 31	DALI/PUSH 5 - 12 art. 125 x 45 x h 30 55

DE

89488	89179	99331	99332	83333
ON/OFF 1 - 3 art. 100 x 80 x h 31	ON/OFF 1 - 5 art. 117 x 92 x h 38	ON/OFF 1 - 33 art. 158 x 60 x h 35 70	0/1-10V 1 - 33 art. 158 x 60 x h 35 70	DALI/PUSH 1 - 33 art. 188 x 68 x h 34 77

DG

89488	89179	89359	99332	83333
ON/OFF 1 - 13 art. 100 x 80 x h 31	ON/OFF 1 - 22 art. 117 x 92 x h 38	ON/OFF 1 - 45 art. 140 x 115 x h 50	0/1-10V 1 - 135 art. 150 x 60 x h 35 70	DALI/PUSH 1 - 135 art. 188 x 68 x h 34 77

EQ

89488	89179	89359	99332	83333
ON/OFF 1 - 8 art. 100 x 80 x h 31	ON/OFF 1 - 14 art. 117 x 92 x h 38	ON/OFF 1 - 28 art. 140 x 115 x h 50	0/1-10V 1 - 90 art. 158 x 60 x h 35 70	DALI/PUSH 1 - 90 art. 188 x 68 x h 34 77

Recessed casings

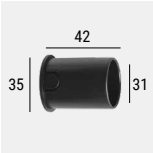

PVC 84336 Recessed casing

suitable for: Envelope_1 - Envelope_R (Ø40 mm)

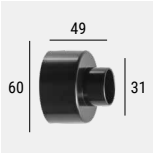

PVC 84915 Recessed casing

suitable for: Envelope_1 - Envelope_R (Ø40 mm)

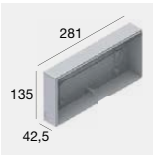

PVC 99745 Recessed casing

suitable for: Envelope_W 9,5 - 16 W

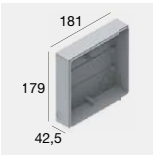

PVC 99744 Recessed casing

suitable for: Envelope_W 6 W

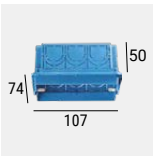

503 98111 Recessed casing (standard box mod. 503)

suitable for: Envelope_Q - Envelope_RW

White (WH)



Grey (GG)



Black Grey (BG)



Dark Brown (DB)









INTAKE

Polycarbonate body.
AISI 316L stainless steel flange.



Intake_L | topLED | 100-240 V AC



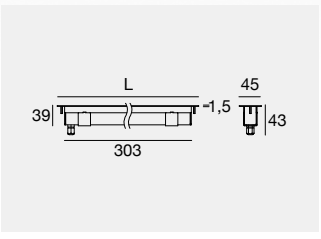

IK08 IP66

	Cct	lm S - lm D	Opt
L 333 - 6 W DC - 7 W AC			
IS **97714**	**M**	1020 - 561	**07** (Asym. Ww)
	W	1065 - 586	
	N	1110 - 611	
L 620 - 16 W DC - 18 W AC			
IS **97715**	**M**	2040 - 1122	**07** (Asym. Ww)
	W	2130 - 1172	
	N	2220 - 1222	

Recessed casings: (pag 656)

Recessed casings



IS **98496** Recessed casing

suitable for: Intake_L 6 W



IS **98497** Recessed casing

suitable for: Intake_L 16 W

Finishes **Cct**

IS Steel **M** 2700 **N** 4000
W 3000

CHIM

Nylon body.
AISI 316L stainless steel flange.



Chim | powerLED | 190-250 V AC | 4 W DC - 4,8 W AC



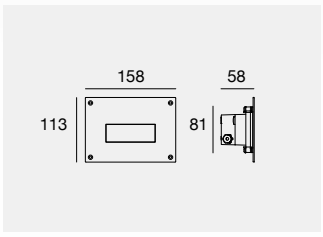

IP66

	Cct	lm S - lm D	Opt
IS **92681**	**M**	438 - 297	**12** (Asym. Ww)
	W	466 - 316	
	N	498 - 337	

Recessed casings: (pag 657)

Recessed casings



PVC **98009** Recessed casings

suitable for: Chim 4W

Finishes	Cct			
IS Steel	**M**	2700	**N**	4000
	W	3000		



ORMA

Aluminium body.
AISI 316L stainless steel flange.

Orma_AJ | Dark Light | arrayLED



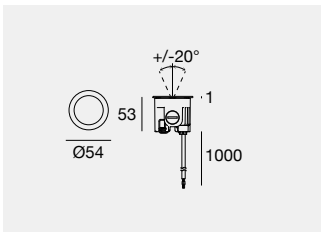

Installation with flush flange

	Fin	Cct	Im S - Im D	Opt
C.C. - 350 mA - 4 W DC				
C00862 DL	**SA**	**M**	596 - On req	**WW** (Asym. Ww)
		W	624 - On req	
		N	660 - On req	

Electronics: **BE** (pag 662) | Recessed casings: (pag 662)

C.V. - 24 V - 5 W DC				
C00863 DL	**SA**	**M**	596 - On req	**WW** (Asym. Ww)
		W	624 - On req	
		N	660 - On req	

Electronics: **DB** (pag 662) | Recessed casings: (pag 662)

Orma_AJ| Dark Light | arrayLED



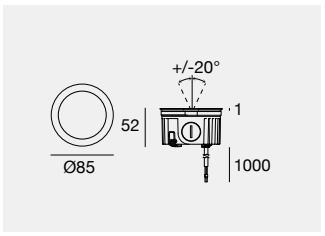

Installation with flush flange

	Fin	Cct	Im S - Im D	Opt
C.C. - 220 mA - 8 W DC				
C00866 DL	**SA**	**M**	1072 - On req	**WW** (Asym. Ww)
		W	1117 - On req	
		N	1180 - On req	

Electronics: **BF** (pag 662) | Recessed casings: (pag 662)

C.V. - 24 V - 9 W DC				
C00867 DL	**SA**	**M**	1193 - On req	**WW** (Asym. Ww)
		W	1244 - On req	
		N	1313 - On req	

Electronics: **DC** (pag 662) | Recessed casings: (pag 662)

Orma_AJ| Dark Light | arrayLED



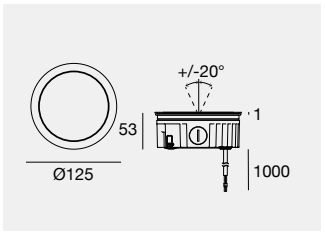

Installation with flush flange

	Fin	Cct	Im S - Im D	Opt
C.C. - 350 mA - 12 W DC				
C00870 DL	**SA**	**M**	1724 - On req	**WW** (Asym. Ww)
		W	1724 - On req	
		N	1854 - On req	

Electronics: **BG** (pag 662) | Recessed casings: (pag 662)

C.V. - 24 V - 13 W DC				
C00871 DL	**SA**	**M**	1724 - On req	**WW** (Asym. Ww)
		W	1724 - On req	
		N	1854 - On req	

Electronics: **DD** (pag 662) | Recessed casings: (pag 662)

Orma family


Orma_QC 444


Orma_C 447


Orma_Q _QF 767


Orma_A _F _Q 752


Orma_AB _IB 793

Finishes

Steel/Aluminium

Cct

M 2700 **N** 4000
W 3000

Accessories

DL Darklight

Orma_IJ | Dark Light | powerLED



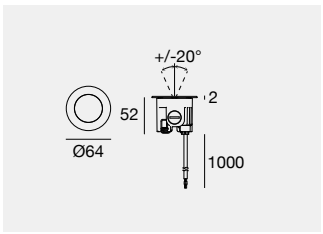

Installation with placing flange

Fin	Cct	lm S - lm D	Opt
C.C. - 350 mA - 4 W DC			
C00864 DL **SA**	**M**	596 - On req	**WW** (Asym. Ww)
	W	624 - On req	
	N	660 - On req	

Electronics: **BE** (pag 662) | Recessed casings: (pag 662)

Fin	Cct	lm S - lm D	Opt
C.V. - 24 V - 5 W DC			
C00865 DL **SA**	**M**	596 - On req	**WW** (Asym. Ww)
	W	624 - On req	
	N	660 - On req	

Electronics: **DB** (pag 662) | Recessed casings: (pag 662)

Orma_IJ | Dark Light | arrayLED



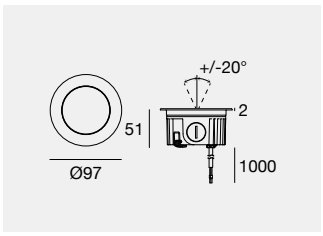

Installation with placing flange

Fin	Cct	lm S - lm D	Opt
C.C. - 220 mA - 8 W DC			
C00868 DL **SA**	**M**	1072 - On req	**WW** (Asym. Ww)
	W	1117 - On req	
	N	1180 - On req	

Electronics: **BF** (pag 662) | Recessed casings: (pag 662)

Fin	Cct	lm S - lm D	Opt
C.V. - 24 V - 9 W DC			
C00869 DL **SA**	**M**	1193 - On req	**WW** (Asym. Ww)
	W	1244 - On req	
	N	1313 - On req	

Electronics: **DC** (pag 662) | Recessed casings: (pag 662)

Orma_IJ | Dark Light | arrayLED



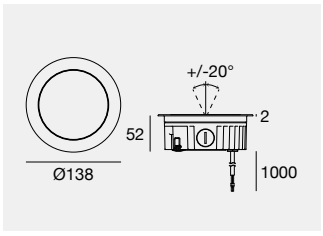

Installation with placing flange

Fin	Cct	lm S - lm D	Opt
C.C. - 350 mA - 12 W DC			
C00872 DL **SA**	**M**	1724 - On req	**WW** (Asym. Ww)
	W	1724 - On req	
	N	1854 - On req	

Electronics: **BG** (pag 662) | Recessed casings: (pag 662)

Fin	Cct	lm S - lm D	Opt
C.V. - 24 V - 13 W DC			
C00873 DL **SA**	**M**	1724 - On req	**WW** (Asym. Ww)
	W	1724 - On req	
	N	1854 - On req	

Electronics: **DD** (pag 662) | Recessed casings: (pag 662)

Dark Light Optics

Optics conceived for wall and floor recessed installation, they allow the creation of perfectly marked and visible luminous paths. Thanks to the tilting system built into the optics compartment, Orma Dark Light is able to adapt to different installation heights.

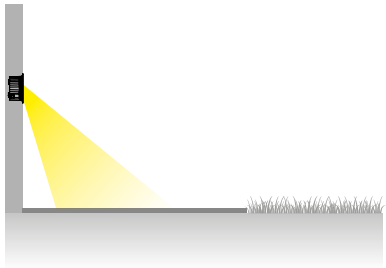

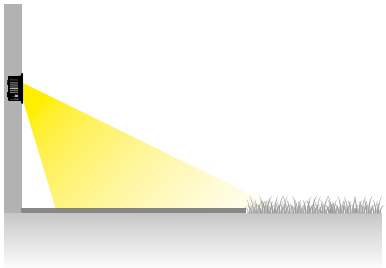

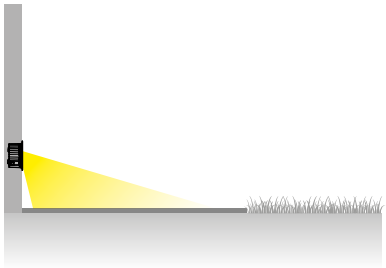

Orma_QF | Dark Light | arrayLED



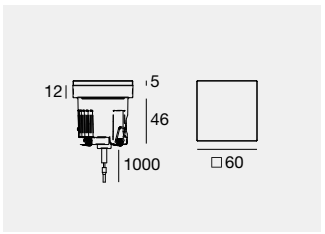

Flush installation

2000 kg IK10 IP68 NEW

	Fin	Cct	Im S - Im D	Opt
C.C. - 350 mA - 4 W DC				
C00764 DL	**GA**	**M**	596 - On req	**SP** (10°÷ 19°)
		W	624 - On req	**ML** (30°÷ 39°)
		N	660 - On req	

Electronics: **BE** (pag 662) | Recessed casings: (pag 662)

C.V. - 24 V DC - 5 W DC				
C00765 DL	**GA**	**M**	596 - On req	**SP** (10°÷ 19°)
		W	624 - On req	**ML** (30°÷ 39°)
		N	660 - On req	

Electronics: **DB** (pag 662) | Recessed casings: (pag 662)

Orma_QF | Dark Light | arrayLED



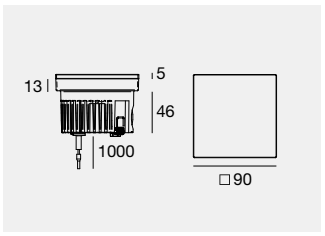

Flush installation

2000 kg IK10 IP68 NEW

	Fin	Cct	Im S - Im D	Opt
C.C. - 220 mA - 8 W DC				
C00769 DL	**GA**	**M**	1088 - On req	**SP** (10°÷ 19°)
		W	1088 - On req	**ML** (30°÷ 39°)
		N	1173 - On req	**WF** (50°÷ 70°)

Electronics: **BF** (pag 662) | Recessed casings: (pag 662)

C.V. - 24 V DC - 9 W DC				
C00770 DL	**GA**	**M**	1088 - On req	**SP** (10°÷ 19°)
		W	1088 - On req	**ML** (30°÷ 39°)
		N	1173 - On req	**WF** (50°÷ 70°)

Electronics: **DC** (pag 662) | Recessed casings: (pag 662)

Orma_Q | Dark Light | arrayLED



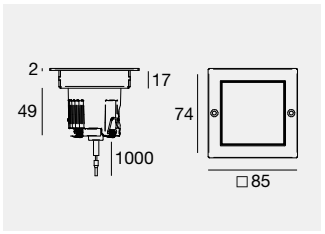

Installation with placing flange

2000 kg IK10 IP68 NEW

	Fin	Cct	Im S - Im D	Opt
C.C. - 350 mA - 4 W DC				
C00762 DL	**SA**	**M**	596 - On req	**SP** (10°÷ 19°)
		W	624 - On req	**ML** (30°÷ 39°)
		N	660 - On req	

Electronics: **BE** (pag 662) | Recessed casings: (pag 662)

C.V. - 24 V DC - 5 W DC				
C00763 DL	**SA**	**M**	596 - On req	**SP** (10°÷ 19°)
		W	624 - On req	**ML** (30°÷ 39°)
		N	660 - On req	

Electronics: **DB** (pag 662) | Recessed casings: (pag 662)

Orma_Q | Dark Light | arrayLED



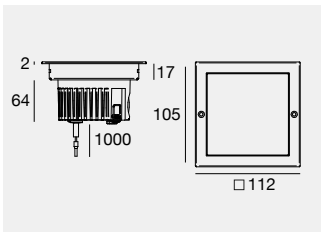

Installation with placing flange

2000 kg IK10 IP68 NEW

	Fin	Cct	Im S - Im D	Opt
C.C. - 220 mA - 8 W DC				
C00767 DL	**SA**	**M**	1088 - On req	**SP** (10°÷ 19°)
		W	1088 - On req	**ML** (30°÷ 39°)
		N	1173 - On req	**WF** (50°÷ 70°)

Electronics: **BF** (pag 662) | Recessed casings: (pag 662)

C.V. - 24 V DC - 9 W DC				
C00768 DL	**SA**	**M**	1088 - On req	**SP** (10°÷ 19°)
		W	1088 - On req	**ML** (30°÷ 39°)
		N	1173 - On req	**WF** (50°÷ 70°)

Electronics: **DC** (pag 662) | Recessed casings: (pag 662)

Electronics

BE

89421	C-E200006	C-E200004
ON/OFF	ON/OFF	DALI/PUSH
1 art.	2 - 3 art.	2 - 3 art.
74 x 65 x h 27	135 x 26 x h 26	125 x 45 x h 30
	35	55

BF

99342	C-E200005
ON/OFF	DALI/PUSH
1 art.	1 art.
100 x 80 x h 31	125 x 45 x h 30
	55

BG

99183	C-E200004
ON/OFF	DALI/PUSH
1 art.	1 art.
100 x 80 x h 31	125 x 45 x h 30
	55

DB

89488	89179	89359	99660	C-E500023	+ driver 24V DC	
ON/OFF	ON/OFF	ON/OFF	Dimmer	Dimmer DALI/PUSH	99331 150W	99786 240W
1 - 7 art.	1 - 12 art.	1 - 24 art.	DALI - 0/1-10V	0/1-10V	1-27 art.	1-42 art.
80 x 100 x h 31	92 x 117 x h 38	115 x 140 x h 50	149 x 37 x h 31	80 x 40 x h 25	70	81
			48	48		

DC

89179	89359	99331	99660	C-E500023	+ driver 24V DC	
ON/OFF	ON/OFF	ON/OFF	Dimmer	Dimmer DALI/PUSH	99331 150W	99786 240W
1 - 2 art.	1 - 5 art.	1 - 15 art.	DALI - 0/1-10V	0/1-10V	1-15 art.	1-24 art.
92 x 117 x h 38	115 x 140 x h 50	158 x 60 x h 35	149 x 37 x h 31	80 x 40 x h 25	70	81
			48	48		

DD

89179	89359	99331	99660	C-E500023	+ driver 24V DC	
ON/OFF	ON/OFF	ON/OFF	Dimmer	Dimmer DALI/PUSH	99331 150W	99786 240W
1 art.	1 - 3 art.	1 - 10 art.	DALI - 0/1-10V	0/1-10V	1-10 art.	1-16 art.
92 x 117 x h 38	115 x 140 x h 50	158 x 60 x h 35	149 x 37 x h 31	80 x 40 x h 25	70	81
			48	48		

Recessed casings



PVC 99650 Recessed casings

suitable for: Orma_AJ 4W / Orma_AJ 5W
Orma_IJ 4W / Orma_IJ 5W



PVC 99652 Recessed casings

suitable for: Orma_AJ 12W / Orma_AJ 13W
Orma_IJ 12W / Orma_IJ 13W



PVC 99563 Recessed casings with flange

suitable for: Orma_AJ 8W / Orma_AJ 9W

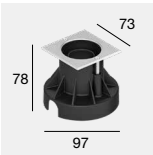

PVC 99855 Recessed casings with flange

suitable for: Orma_AJ 4W / Orma_AJ 5W

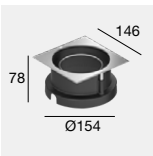

PVC 99857 Recessed casings with flange

suitable for: Orma_AJ 12W / Orma_AJ 13W

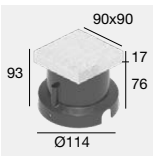

PVC C-C100003 Recessed casings

suitable for: Orma_QF 90x90

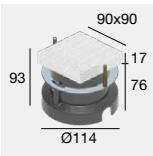

PVC 83410 Recessed casings

suitable for: Orma_Q 112x112



PVC 99651 Recessed casings

suitable for: Orma_AJ 8W / Orma_AJ 9W
Orma_IJ 8W / Orma_IJ 9W



PVC 99560 Recessed casings with flange

suitable for: Orma_AJ 4W / Orma_AJ 5W



PVC 99564 Recessed casings with flange

suitable for: Orma_AJ 12W / Orma_AJ 13W



PVC 99856 Recessed casings with flange

suitable for: Orma_AJ 8W / Orma_AJ 9W

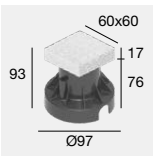

PVC C-C100002 Recessed casings

suitable for: Orma_QF 60x60



PVC 83411 Recessed casings

suitable for: Orma_Q 85x85



STEP66

Aluminium body.



Step66 full light
On



Step66 full light
Off



Step66

HIGH VISIBILITY AND BRIGHTNESS STEPLIGHT

Step66 Full Light is the new frontier in step lights. The collection has been expanded with a version providing high visibility and brightness thanks to the halo effect of the translucent frame. The use of a removable support makes installation easier and simpler. The asymmetrical optic projects a light beam with perfectly defined contours; the high visibility Step66 Full Light marks out paths and walkways.

Step66 | powerLED



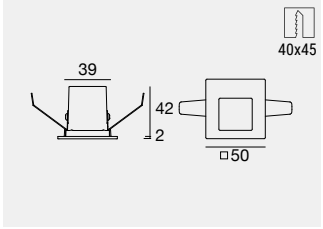

IK08 IP65 ID

	Cct	Im S - Im D	Opt
176-264 V AC - 1 W DC - 1,5 W AC			
WH 82746	M	136 - 60	07 (Asym. Ww)
CH 82745	W	145 - 64	
GG 82747	N	155 - 70	
DB 82748			

Accessories: (pag 665)

III C.C. IK08 IP65

	Cct	Im S - Im D	Opt
350 mA - 1 W DC			
WH 82742	M	136 - 60	07 (Asym. Ww)
CH 82741	W	145 - 64	
GG 82743	N	155 - 70	
DB 82744			

Electronics: **BB** (pag 665) | Accessories: (pag 665)

Step66 | Full Light | powerLED



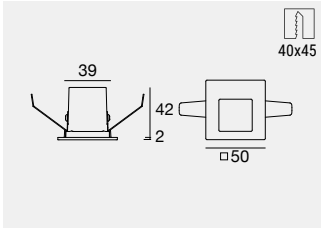

IK08 IP65 ID

	Cct	Im S - Im D	Opt
176-264 V AC - 1 W DC - 1,5 W AC			
OP 76688	M	136 - 71	07 (Asym. Ww)
	W	145 - 75	
	N	155 - 80	

Accessories: (pag 665)

III C.C. IK08 IP65

	Cct	Im S - Im D	Opt
350 mA - 1 W DC			
OP 76683	M	136 - 71	07 (Asym. Ww)
	W	145 - 75	
	N	155 - 80	

Electronics: **BB** (pag 665) | Accessories: (pag 665)

Step66 full light 1,5W AC 3000K (76688)

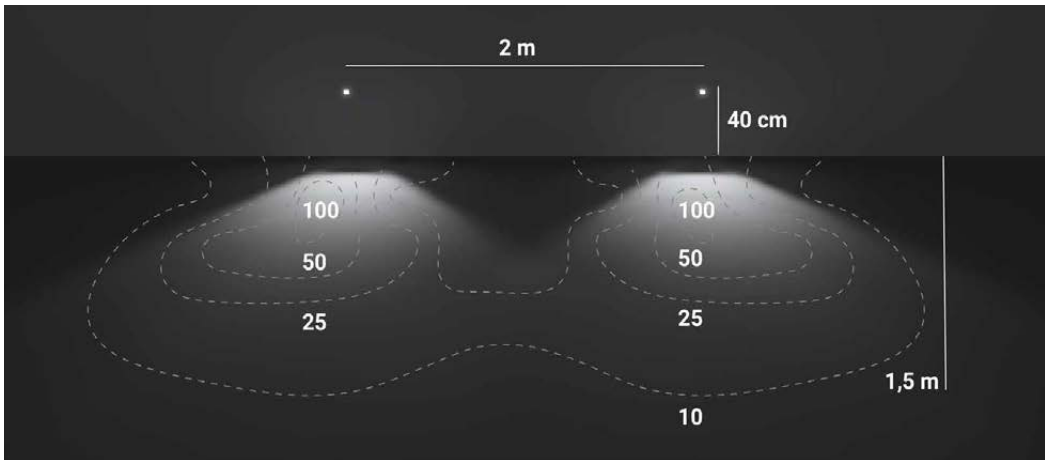

Electronics

BB

89419	89421	99183	C-E200004
ON/OFF	ON/OFF	ON/OFF	DALI/PUSH
1 - 2 art.	3 - 6 art.	6 - 12 art.	5 - 12 art.
74 x 65 x h 27	74 x 65 x h 27	100 x 80 x h 31	125 x 45 x h 30
			55

Recessed casings

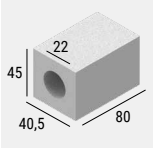

PO **83181**

suitable for: Step66

Template for concrete casting

Finishes

WH White
CH Chrome
GG Grey
DB Dark Brown
OP Opaline
PO Polystyrene

Cct

M 2700
W 3000
N 4000



QUARA

Aluminium or AISI 316L stainless steel body.

HIGH DEFINITION LIGHTING

The new circular aperture creating a light beam with extremely well-defined edges complements and completes the Quara series. The perfect shaping of the light on the ground creates striking graphic effects. Thanks to the IP65 protection rating and dedicated finishes, it is the ideal step light for contemporary outdoor settings. Quara RO is available in three diameters: Ø25, Ø40 and Ø70 mm and three colours: White, Grey, Dark and Brown.



White (WH)



Grey (GG)



Dark Brown (DB)

COMPACT, COMFORTABLE, SPECTACULAR

ID

A drop of light in a square or round lamp body: Quara, a marker light with an IP65 protection rating which, when installed close to the floor, illuminates and decorates in a classy and tasteful manner thanks to its asymmetrical optics. Available versions (ID) with the power supply integrated to the luminaire body, so it is possible to connect Quara directly to the power line.







Quara_RO | powerLED | 220 mA | 0,7 W DC



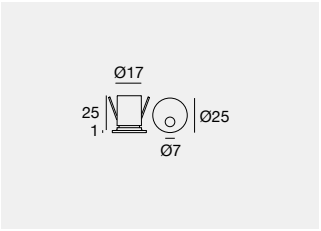

IP65

	Cct	Im S - Im D	Opt
WH 77395	A	88 - On req	70 (Asym. Ww)
GG 77396	M	94 - On req	
DB 77397	W	101 - On req	
	N	107 - On req	

Electronics: **BA** (pag 670) | Recessed casings: (pag 671)

Quara_RO | powerLED | 350 mA | 1 W DC



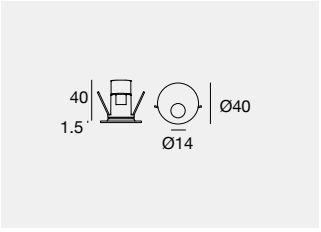

IP65

	Cct	Im S - Im D	Opt
WH 77391	A	111 - 26	70 (Asym. Ww)
GG 77392	M	145 - 34	
DB 77393	W	154 - 36	
	N	165 - On req	

Electronics: **BB** (pag 670) | Recessed casings: (pag 671)

Quara_RO | powerLED | 350 mA | 1 W DC



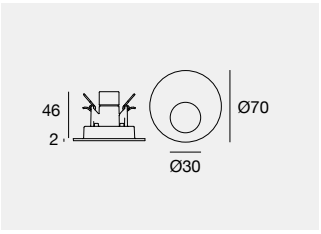

IP65

	Cct	Im S - Im D	Opt
WH 76745	A	111 - 37	70 (Asym. Ww)
GG 76746	M	145 - 48	
DB 76747	W	154 - 51	
	N	165 - On req	

Electronics: **BB** (pag 670) | Recessed casings: (pag 671)



Quara_RO 1 W DC - 3000K (76745) Assembly height: 40 cm

Quara_R | powerLED | 350 mA | 1 W DC



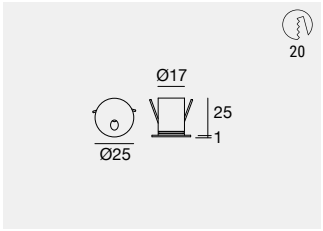

	Fin	Cct	Im S - Im D	Opt
C00236	WH	M		WW (Asym. Ww)
	GG	W	106 - 11	
	DB	N	112 - 12	
	IS			

Electronics: **BB** (pag 670) | Recessed casings: (pag 671)

Quara_R | powerLED



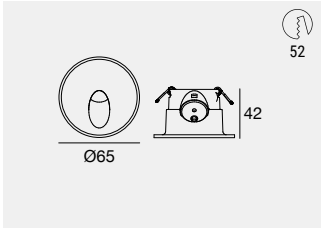

ID

	Cct	Im S - Im D	Opt
176-264 V AC - 2 W DC - 2,7 W AC			
WH 83579	A	176 - 89	70 (Asym. Ww)
GG 83580	M	233 - 117	
DB 83581	W	249 - 119	
	N	266 - 125	

Accessories: (pag 671)

	Cct	Im S - Im D	Opt
630 mA - 2 W DC			
WH 85543	A	176 - 89	70 (Asym. Ww)
GG 85542	M	233 - 117	
DB 87988	W	249 - 119	
	N	266 - 125	

Electronics: **BD** (pag 670) | Recessed casings: (pag 671)

Quara_R | powerLED | 24 V DC | 1,5 W DC



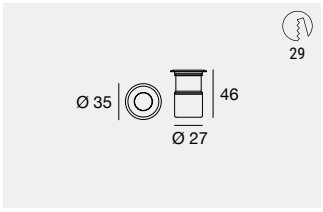

	Cct	Im S - Im D	Opt
IS 84075	M	188 - On req	07 (Asym. Ww)
DB 84076	W	199 - On req	
BS 84077	N	213 - On req	

Electronics: **DI** (pag 670) | Recessed casings: (pag 671)

Quara_RI | powerLED | 630 mA | 2 W DC



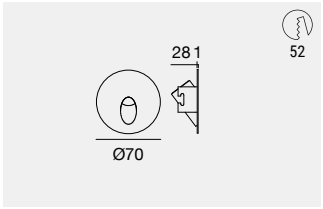

	Cct	Im S - Im D	Opt
IS 92671	A	176 - 63	70 (Asym. Ww)
	M	219 - 79	
	W	233 - 84	
	N	249 - 90	

Electronics: **BD** (pag 670) | Recessed casings: (pag 671)

Quara_F | powerLED | 350 mA | 1 W DC



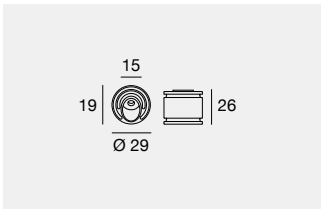

	Cct	Im S - Im D	Opt
WH 84078	M	98 - 36	70 (Asym. Ww)
	W	106 - 38	
	N	112 - 41	

Electronics: **BB** (pag 670) | Recessed casings: (pag 671)

Quara_F | powerLED | 350 mA | 1 W DC



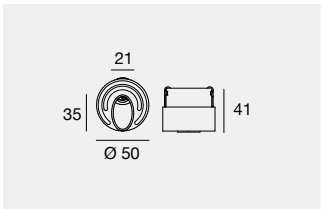

	Cct	Im S - Im D	Opt
WH 86460	M	136 - 67	70 (Asym. Ww)
	W	145 - 71	
	N	155 - 76	

Electronics: **BB** (pag 670) | Recessed casings: (pag 671)

Quara_Q | powerLED



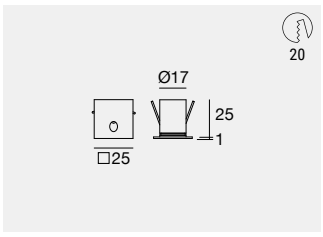

C.C. IP65

	Fin	Cct	lm S - lm D	Opt
350 mA - 1 W DC				
C00237	**WH**	**M**	98 - On req	**WW** (Asym. Ww)
	GG	**W**	106 - On req	
	DB	**N**	112 - On req	
	IS			

Electronics: **BB** (pag 670) | Recessed casings: (pag 671)

Quara_Q | powerLED



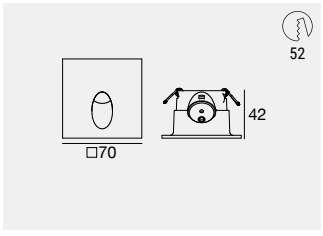

IP65 ID

	Cct	lm S - lm D	Opt
176-264 V AC - 2 W DC - 2,7 W AC			
WH **83583**	**A**	176 - 89	**70** (Asym. Ww)
GG **83584**	**M**	233 - 117	
DB **83585**	**W**	249 - 119	
	N	266 - 125	

Accessories: (pag 671)

C.C. IP65

	Cct	lm S - lm D	Opt
630 mA - 2 W DC			
WH **86563**	**A**	176 - 89	**70** (Asym. Ww)
GG **86562**	**M**	233 - 117	
DB **87989**	**W**	249 - 119	
	N	266 - 125	

Electronics: **BD** (pag 670) | Recessed casings: (pag 671)

Quara_QI | powerLED



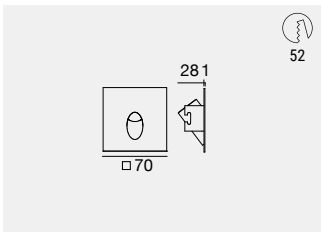

C.C. IP65

	Cct	lm S - lm D	Opt
630 mA - 2 W DC			
IS **92672**	**A**	176 - 65	**70** (Asym. Ww)
	M	233 - 86	
	W	249 - 92	
	N	266 - 98	

Electronics: **BD** (pag 670) | Recessed casings: (pag 671)

Quara_QI | powerLED



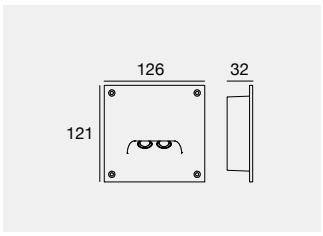

IP65

	Cct	lm S - lm D	Opt
198-264 V AC - 4 W DC - 4,8 W AC			
WH **92238**	**A**	352 - 202	**70** (Asym. Ww)
GG **92239**	**M**	438 - 251	
DB **92240**	**W**	466 - 267	
	N	498 - 285	

Accessories: (pag 671)

Electronics

BA

99307
ON/OFF (IP20)
1 - 2 art.
138 x 22 x h 20
29

83007
ON/OFF (IP20)
3 - 6 art.
138 x 22 x h 20
29

99342
ON/OFF
6 - 12 art.
80 x 100 x h 31

83154
DALI
5 - 14 art.
54 x 121 x h 26
60

BB

89419
ON/OFF
1 - 2 art.
74 x 65 x h 27

89421
ON/OFF
3 - 6 art.
74 x 65 x h 27

99183
ON/OFF
6 - 12 art.
100 x 80 x h 31

C-E200004
DALI/PUSH
5 - 12 art.
125 x 45 x h 30
55

BD

89420
ON/OFF
1 - 2 art.
74 x 65 x h 27

C-E200008
ON/OFF
3 - 6 art.
135 x 26 x h 26
35

99186
ON/OFF
6 - 12 art.
117 x 92 x h 38

C-E200002
DALI/PUSH
5 - 12 art.
125 x 45 x h 30
55

DI

89488
ON/OFF
1 - 9 art.
80 x 100 x h 31

89179
ON/OFF
1 - 15 art.
92 x 117 x h 38

89359
ON/OFF
1 - 30 art.
115 x 140 x h 50

99660
Dimmer
DALI - 0/1-10V
149 x 37 x h 31
48

C-E500023
Dimmer DALI/PUSH
0/1-10V
80 x 40 x h 25
48

+ driver 24V DC

99331
150W
1-90 art.
70

99786
240W
1-140 art.
81

Recessed casings

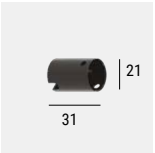

PVC 98950 Recessed casings

suitable for: Quara_RO Ø25, Quara_R Ø25, Quara_Q L25



PVC 83155 Recessed casings

suitable for: Quara_F Ø29

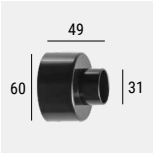

PVC 84915 Recessed casings

suitable for: Quara_RO Ø40



PVC 84918 Recessed casings

suitable for: Quara_R Ø35

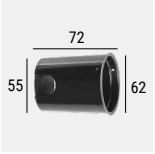

PVC 84338 Recessed casings

suitable for: Quara_RO Ø70, Quara_R Ø65, Quara_Q L70 Quara_RI Ø70, Quara_QI L70, Quara_F Ø50

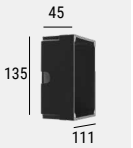

PVC 98050 Recessed casings

suitable for: Quara_QI L126x121



CUT

Aluminium body.





Cut_R | powerLED | 630 mA | 2 W DC



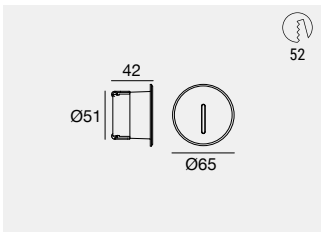

	Cct	Im S - Im D	Opt
WH **92513**	**M**	219 - 26	**05** (17°)
GG **92514**	**W**	233 - 27	
	N	249 - 29	

Electronics: **BD** (pag 672) | Recessed casings: (pag 672)

Cut_Q | powerLED | 630 mA | 2 W DC



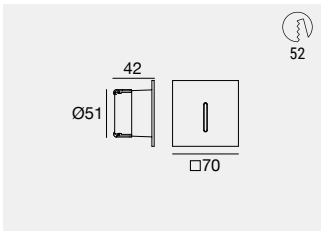

	Cct	Im S - Im D	Opt
WH **92558**	**M**	219 - 26	**05** (17°)
GG **92559**	**W**	233 - 27	
	N	249 - 29	

Electronics: **BD** (pag 672) | Recessed casings: (pag 672)

Electronics

BD

89420	**C-E200008**	**99186**	**C-E200002**
ON/OFF	ON/OFF	ON/OFF	DALI/PUSH
1 - 2 art.	3 - 6 art.	6 - 12 art.	5 - 12 art.
74 x 65 x h 27	135 x 26 x h 26	117 x 92 x h 38	125 x 45 x h 30
	35		55

Recessed casings



PVC **84338** Recessed casings

suitable for: Cut_R / Cut_Q

ALMAR HOTEL
Jesolo (Italy)

Photography:
Studio Pointer



SAND

Brass body
Opalescent polycarbonate diffuser



Sand_R | powerLED | 350 mA | 1 W DC



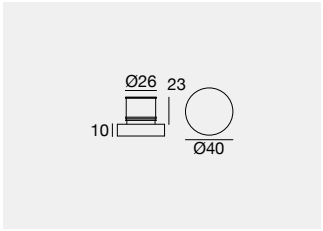

	Cct	lm S - lm D	Opt
WH 92260	M	145 - 85	00 (Diffused)
	W	154 - 90	
	N	165 - 97	
	C	165 - 97	
	B	Blue	
	R-G-Y	On req	

Electronics: **BB** (pag 675) | Recessed casings: (pag 675)

Sand_Q | powerLED | 350 mA | 1 W DC



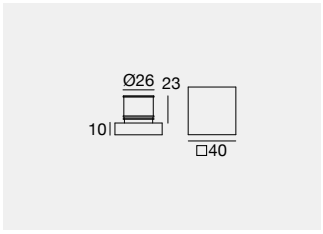

	Cct	lm S - lm D	Opt
WH 92262	M	145 - 85	00 (Diffused)
	W	154 - 90	
	N	165 - 97	
	C	165 - 97	
	B	Blue	
	R-G-Y	On req	

Electronics: **BB** (pag 675) | Recessed casings: (pag 675)

PRIVATE RESIDENCE
Venice (Italy)

Electronics

BB

89419	89421	99183	C-E200004
ON/OFF	ON/OFF	ON/OFF	DALI/PUSH
1 - 2 art.	3 - 6 art.	6 - 12 art.	5 - 12 art.
74 x 65 x h 27	74 x 65 x h 27	100 x 80 x h 31	125 x 45 x h 30
			IP55

Recessed casings

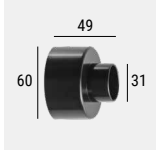

PVC **84915** Recessed casings

suitable for: Sand_R / Sand_Q

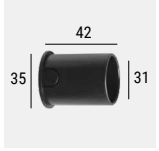

PVC **84336** Recessed casings

suitable for: Sand_R / Sand_Q



Finishes

WH White

Cct

M 2700 **N** 4000 **B** Blue
W 3000 **C** 5000

CLIP

Aluminium body.



Clip | powerLED | 350 mA | 1 W DC



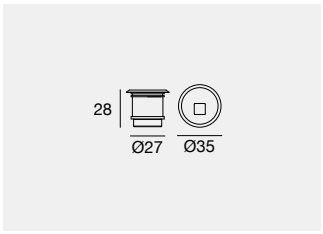

IK09 IP66

	Cct	lm S - lm D	Opt
WH **82707**	**M**	136 - 39	**07** (Asym. Ww)
GG **82708**	**W**	145 - 42	
DB **82709**	**N**	155 - 45	

Electronics: **BB** (pag 677) | Recessed casings: (pag 677)

Clip | powerLED | 350 mA | 1 W DC



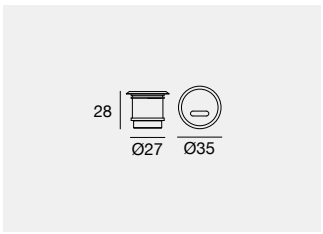

IK09 IP66

	Cct	lm S - lm D	Opt
WH **82704**	**M**	136 - 24	**07** (Asym. Ww)
GG **82705**	**W**	145 - 25	
DB **82706**	**N**	155 - 27	

Electronics: **BB** (pag 677) | Recessed casings: (pag 677)

Clip_Hm | powerLED | 350 mA | 1 W DC



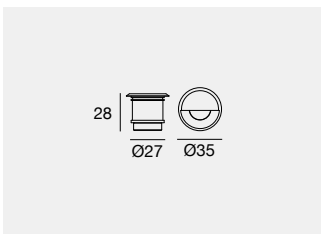

IK09 IP66

	Cct	lm S - lm D	Opt
WH **82701**	**M**	136 - 40	**07** (Asym. Ww)
GG **82702**	**W**	145 - 42	
DB **82703**	**N**	155 - 45	

Electronics: **BB** (pag 677) | Recessed casings: (pag 677)

Clip_Hm | powerLED | 350 mA | 1 W DC



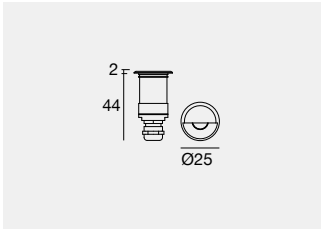

IK09 IP66

	Cct	lm S - lm D	Opt
IS 82710	M	136 - 35	07 (Asym. Ww)
	W	145 - 37	
	N	155 - 39	

Electronics: **BB** (pag 677) | Recessed casings: (pag 677)

Clip_R | powerLED | 630 mA | 2 W DC



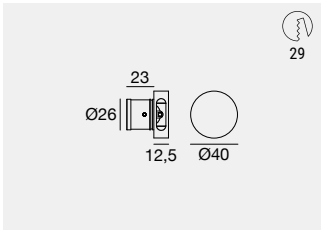

C.C. IP66

	Cct	lm S - lm D	Opt
WH 92271	M	233 - 108	70 (Radial Mono-direc.)
GG 92272	W	249 - 115	
IS 92273	N	266 - 123	
	C	266 - 123	
	R-G-B-Y On req		

Electronics: **BD** (pag 677) | Recessed casings: (pag 677)

Clip_R | powerLED | 350 mA | 2 W DC



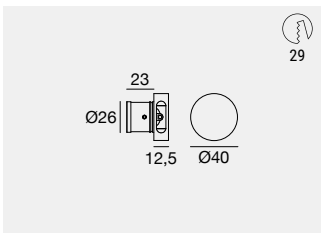

C.C. IP66

	Cct	lm S - lm D	Opt
WH 92281	M	272 - 127	70 (Radial Bi-direc.)
GG 92282	W	290 - 135	
IS 92283	N	310 - 144	
	C	330 - 164	
	R-G-B-Y On req		

Electronics: **BX** (pag 677) | Recessed casings: (pag 677)

Clip_X | powerLED | 630 mA | 2 W DC



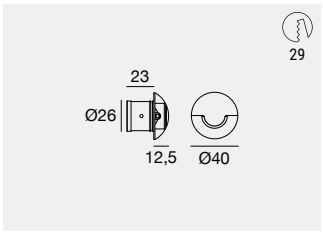

C.C. IP66

	Cct	lm S - lm D	Opt
WH 92311	M	233 - 174	70 (Radial 180°)
GG 92312	W	249- 186	
IS 92313	N	266 - 199	
	C	266 - 199	
	R-G-B-Y On req		

Electronics: **BD** (pag 677) | Recessed casings: (pag 677)

Electronics

BB

89419	89421	99183	C-E200004
ON/OFF	ON/OFF	ON/OFF	DALI/PUSH
1 - 2 art.	3 - 6 art.	6 - 12 art.	5 - 12 art.
74 x 65 x h 27	74 x 65 x h 27	100 x 80 x h 31	125 x 45 x h 30
			55

BD

89420	C-E200008	99186	C-E200002
ON/OFF	ON/OFF	ON/OFF	DALI/PUSH
1 - 2 art.	3 - 6 art.	6 - 12 art.	5 - 12 art.
74 x 65 x h 27	135 x 26 x h 26	117 x 92 x h 38	125 x 45 x h 30
	35		55

BX

89419	89421	C-E200006	C-E200004
ON/OFF	ON/OFF	ON/OFF	DALI/PUSH
1 art.	2 - 3 art.	3 - 6 art.	3 - 6 art.
74 x 65 x h 27	74 x 65 x h 27	135 x 26 x h 26	125 x 45 x h 30
		35	55

Recessed casings

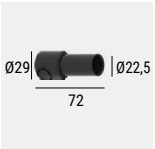

PVC **99676** Recessed casings

suitable for: Clip_Hm Ø 25

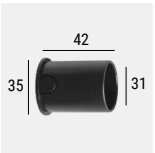

PVC **84336** Recessed casings

suitable for: Clip / Clip_Hm Ø 35 / Clip_R / Clip_X

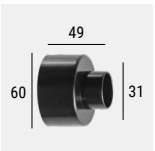

PVC **84915** Recessed casings

suitable for: Clip / Clip_Hm Ø 35 / Clip_R / Clip_X

Finishes

WH White
GG Grey
IS Steel

Cct

M 2700
W 3000
N 4000



FLOOR GRAZING LIGHTS



PRIVATE VILLA
Bassano Del Grappa (Italy)

Project:
Didonè Comacchio Architects

Photography:
Alberto Sinigaglia



Floor Grazing lights range index

Alcor

Alcor_R
NEW

683

Alcor_R1

683

Alcor_R2

683

Alcor_R4

684

Alcor_R1 Blade

686

Alcor_R2 Blade

686

Alcor316

Alcor316_R

692

Alcor316_R1
NEW

692

Alcor316_R2
NEW

693

Alcor316_R4
NEW

693

Alcor316_Q1

693

Alcor316_Q2

694

Alcor316_Q4

694

Astropek

Astropek
NEW

700

Astropek_1

700

Astropek_2

700

Astropek_4

700

Astropek_1 Blade

702

Astropek_2 Blade

702

Astropek_1

702

Astropek_2

702

Astropek_4

702

Footpad

Footpad_R

707

Footpad_Q
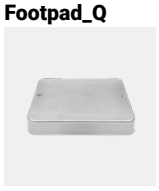
707

ALCOR

Brass body.
Tempered prismatic glass diffuser.



Alcor lighting effect



Alcor_R | V2 | powerLED | 500 mA | 4,5 W DC



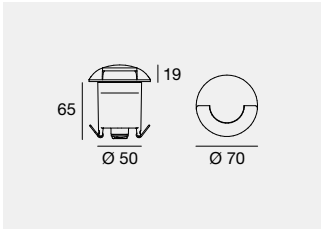

1500 kg | C.C. | IK10 | IP67

	Cct	lm S - lm D	Opt
GG **76862**	**M**	535 - 79	**18** (Radial Mono-direc.)
	W	575 - 84	
	N	620 - 91	

Electronics: **BW** (pag 687) | Recessed casings: (pag 687)

Alcor_R | V2 | powerLED | 220-240 V AC | 4,5 W DC - 5,6 W AC



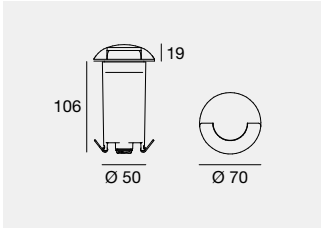

1500 kg | IK10 | IP67

	Cct	lm S - lm D	Opt
GG **76866**	**M**	535 - 79	**18** (Radial Mono-direc.)
	W	575 - 84	
	N	620 - 91	

Recessed casings: (pag 687)

Alcor_R1 | V2 | powerLED | 500 mA | 4,5 W DC



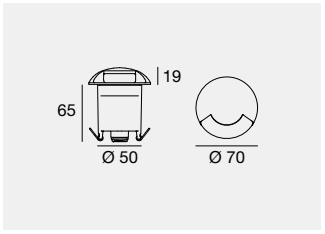

1500 kg | C.C. | IK10 | IP67

	Cct	lm S - lm D	Opt
GG **76863**	**M**	535 - 51	**18** (Radial Mono-direc.)
	W	575 - 55	
	N	620 - 59	

Electronics: **BW** (pag 687) | Recessed casings: (pag 687)

Alcor_R1 | V2 | powerLED | 220-240 V AC | 4,5 W DC - 5,6 W AC



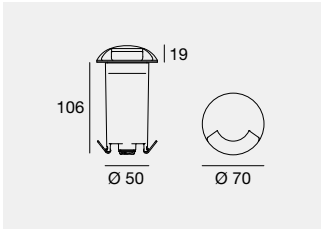

1500 kg | IK10 | IP67

	Cct	lm S - lm D	Opt
GG **76867**	**M**	535 - 51	**18** (Radial Mono-direc.)
	W	575 - 55	
	N	620 - 59	

Recessed casings: (pag 687)

Alcor_R2 | V2 | powerLED | 500 mA | 4,5 W DC



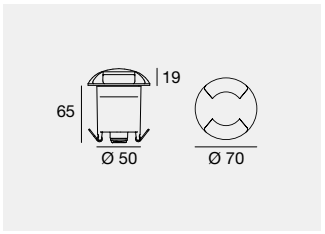

1500 kg | C.C. | IK10 | IP67

	Cct	lm S - lm D	Opt
GG **76864**	**M**	535 - 101	**18** (Radial Bi-direc.)
	W	575 - 109	
	N	620 - 117	

Electronics: **BW** (pag 687) | Recessed casings: (pag 687)

Alcor_R2 | V2 | powerLED | 198-264 V AC | 4,3 W DC - 5,6 W AC



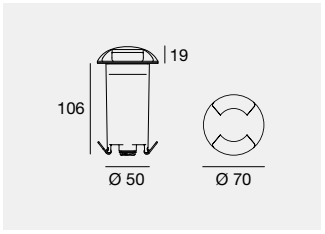

1500 kg | IK10 | IP67

	Cct	lm S - lm D	Opt
GG **76868**	**M**	535 - On req	**18** (Radial Bi-direc.)
	W	575 - On req	
	N	620 - On req	

Recessed casings: (pag 687)

Alcor_R4 | V2 | powerLED | 500 mA | 4,5 W DC



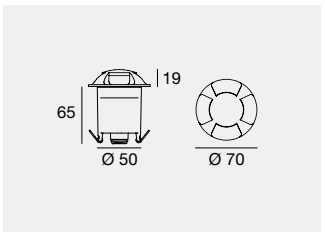

1500 kg | III | C.C. | IK10 | IP67

	Cct	lm S - lm D	Opt
GG **76865**	**M**	535 - 120	**18** (Radial Multi-direc.)
	W	575 - 128	
	N	620 - 138	

Electronics: **BW** (pag 687) | Recessed casings: (pag 687)

Alcor_R4 | V2 | powerLED | 198-264 V AC | 4,3 W DC - 5,6 W AC



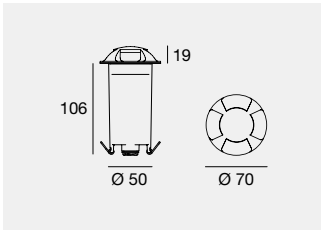

1500 kg | ⏚ | IK10 | IP67

	Cct	lm S - lm D	Opt
GG **76869**	**M**	535 - 120	**18** (Radial Multi-direc.)
	W	575 - 128	
	N	620 - 138	

Recessed casings: (pag 687)

Alcor_R | arrayLED | 350 mA | 6,3 W DC



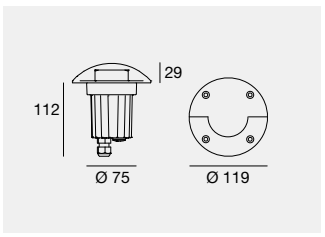

III | C.C. | IK10 | IP67 | NEW

	Cct	lm S - lm D	Opt
GG **76689**	**M**	925 - On req	**18** (Radial Mono-direc.)
	W	965 - On req	
	N	990 - On req	

Electronics: **BZ** (pag 687) | Recessed casings: (pag 687)

Alcor_R | arrayLED | 220-240 V AC | 6,3 W DC 8,2 W AC



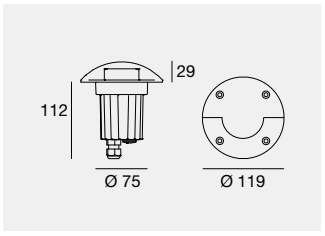

⏚ | IK10 | IP67 | NEW

	Cct	lm S - lm D	Opt
GG **76693**	**M**	925 - On req	**18** (Radial Mono-direc.)
	W	965 - On req	
	N	990 - On req	

Recessed casings: (pag 687)

Alcor_R1 | arrayLED | 350 mA | 6,3 W DC



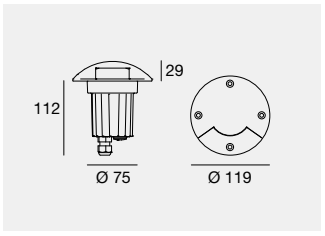

2500 kg | III | C.C. | IK10 | IP67

	Cct	lm S - lm D	Opt
GG **76690**	**M**	925 - On req	**18** (Radial Mono-direc.)
	W	965 - On req	
	N	990 - On req	

Electronics: **BZ** (pag 687) | Recessed casings: (pag 687)

Alcor_R1 | V2 | arrayLED | 220-240 V AC | 6,3 W DC 8,2 W AC



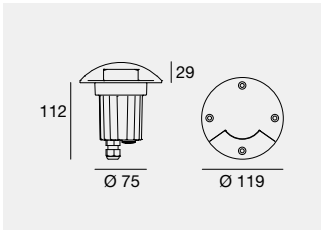

2500 kg | ⏚ | IK10 | IP67

	Cct	lm S - lm D	Opt
GG **76694**	**M**	925 - On req	**18** (Radial Mono-direc.)
	W	965 - On req	
	N	990 - On req	

Recessed casings: (pag 687)

Finishes **Cct**

GG Grey **M** 2700 **N** 4000
W 3000

Alcor_R2 | arrayLED | 350 mA | 6,3 W DC



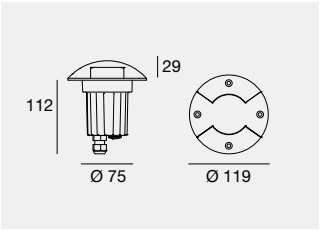

2500 kg C.C. IK10 IP67

	Cct	lm S - lm D	Opt
GG **76691**	**M**	925 - On req	**18** (Radial Bi-direc.)
	W	965 - On req	
	N	990 - On req	

Electronics: **BZ** (pag 687) | Recessed casings: (pag 687)

Alcor_R2 | V2 | arrayLED | 220-240 V AC | 6,3 W DC 8,2 W AC



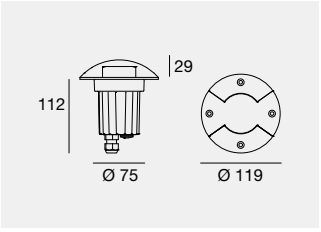

2500 kg IK10 IP67

	Cct	lm S - lm D	Opt
GG **76695**	**M**	925 - On req	**18** (Radial Bi-direc.)
	W	965 - On req	
	N	990 - On req	

Recessed casings: (pag 687)

Alcor_R4 | arrayLED | 350 mA | 6,3 W DC



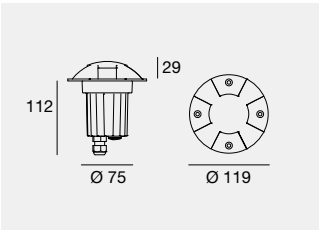

2500 kg C.C. IK10 IP67

	Cct	lm S - lm D	Opt
GG **76692**	**M**	925 - On req	**18** (Radial Multi-direc.)
	W	965 - On req	
	N	990 - On req	

Electronics: **BZ** (pag 687) | Recessed casings: (pag 687)

Alcor_R4 | V2 | arrayLED | 220-240 V AC | 6,3 W DC 8,2 W AC



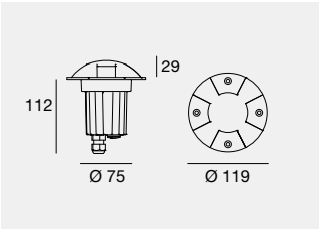

2500 kg IK10 IP67

	Cct	lm S - lm D	Opt
GG **76696**	**M**	925 - On req	**18** (Radial Multi-direc.)
	W	965 - On req	
	N	990 - On req	

Recessed casings: (pag 687)

Alcor_R1 Blade | powerLED | 190-250V | 2 W DC - 2,5 W AC



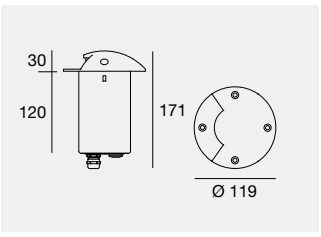

IK10 IP67 2500 kg

	Cct	lm S - lm D	Opt
GG **83523**	**M**	233 - 46	**05** (Narrow Mono-direc.)
	W	249 - 50	**12** (Radial Mono-direc.)
	N	266 - 53	

Recessed casings: (pag 687)

Alcor_R1 Blade | powerLED | 190-250V | 4 W DC - 4,5 W AC



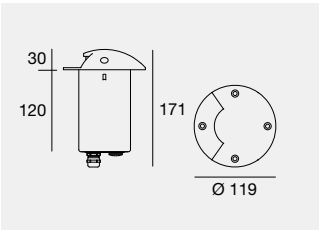

IK10 IP67 2500 kg

	Cct	lm S - lm D	Opt
GG **82639**	**M**	490 - 94	**05** (Narrow Mono-direc.)
	W	490 - 94	**12** (Radial Mono-direc.)
	N	529 - 101	

Recessed casings: (pag 687)

Alcor_R2 Blade | powerLED | 190-250V | 4 W DC - 4,5 W AC



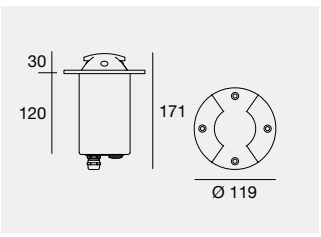

IK10 IP67 2500 kg

	Cct	lm S - lm D	Opt
GG **83521**	**M**	438 - 101	**05** (Narrow Bi-direc.)
	W	466 - 107	**12** (Radial Bi-direc.)
	N	498 - 114	

Recessed casings: (pag 687)

Alcor_R2 Blade | powerLED | 190-250V | 8 W DC - 9 W AC



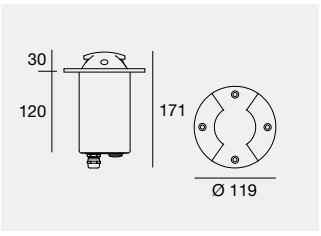

IK10 IP67 2500 kg

	Cct	lm S - lm D	Opt
GG **82640**	**M**	980 - 188	**05** (Narrow Bi-direc.)
	W	980 - 188	**12** (Radial Bi-direc.)
	N	1058 - 203	

Recessed casings: (pag 687)

Recessed casings

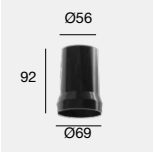

PVC 84936 Recessed casings

suitable for: Alcor_R/R1/R2/R4 - 4,5W - Ø70 h65



PVC 84935 Recessed casings

suitable for: Alcor_R/R1/R2/R4 - 4,5W - Ø70 h106



PVC 98121 Recessed casings

suitable for: Alcor_R/R1/R2/R4 - 6,3W - Ø119 h112



PVC 84900 Recessed casings

suitable for: Alcor_R1/R2 Blade - Ø119 h120

Electronics

BZ

89421
ON/OFF
1 art.
74 x 65 x h 27

C-E200006
ON/OFF
1 - 2 art.
135 x 26 x h 26
35

C-E200004
DALI/PUSH
2 - 3 art.
125 x 45 x h 30
55

BW

C-E200007
ON/OFF
1 - 2 art.
135 x 26 x h 26
35

99185
ON/OFF
2 - 4 art.
117 x 92 x h 38

C-E200003
DALI/PUSH
2 - 4 art.
125 x 45 x h 30
55

VIDA BEACH RESORT MARASSI AL BAHRAIN
MANAMA (Bahrain)





ALCOR316

AISI 316L stainless steel body.
Tempered glass diffuser.





Alcor316_Q lighting effect



Alcor316_R lighting effect



SPECTACULAR LIGHTS TO MARK A PATH

Alcor is a range of extremely compact recessed marker lights, with an IP67 protection rating. For ID versions, the power supply is built into the structure, so they can be connected directly to the power line, making installation easier. The body is made of AISI 316 L steel and they have a load capacity of up to 2000 kg. They are available in two shapes, round or square, with a 180° window, narrow window, 2 windows or 4 windows, which allow you to mark a path with fascinating lighting effects.

ID







Alcor316_R | powerLED | 500 mA | 1,5 W DC



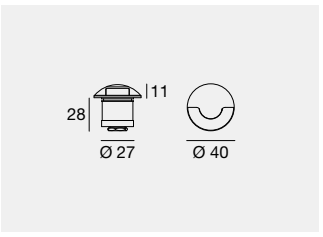

2000 kg | C.C. | IK10 | IP67

	Cct	lm S - lm D	Opt
IS **97353** BS **83606**	**M** **W** **N**	199 - 38 213 - 40 227 - 43	**18** (Radial Mono-direc.)

97353 | 83606

Electronics: **BC** (pag 697) | Recessed casings: (pag 697)

Alcor316_R | powerLED | 198-264 V AC | 2 W DC - 3 W AC



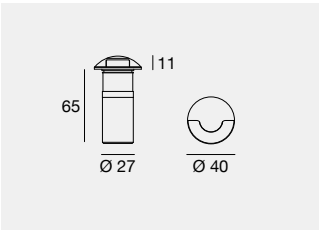

1 m | 2000 kg | IK10 | IP67 | ID

	Cct	lm S - lm D	Opt
IS **83558**	**M** **W** **N**	233 - 37 249 - 40 266 - 43	**18** (Radial Mono-direc.)

Recessed casings: (pag 697)

Alcor316_R1 | powerLED | 500 mA | 1,5 W DC



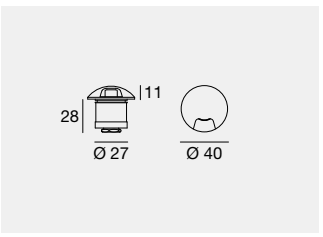

2000 kg | C.C. | IK10 | IP67

	Cct	lm S - lm D	Opt
IS **97354** BS **83607**	**M** **W** **N**	199 - 12 213 - 13 227 - 14	**18** (Radial Mono-direc.)

97354 | 83607

Electronics: **BC** (pag 697) | Recessed casings: (pag 697)

Alcor316_R1 | powerLED | 198-264 V AC | 2 W DC - 3 W AC



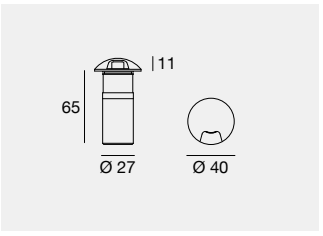

1 m | 2000 kg | IK10 | IP67 | ID

	Cct	lm S - lm D	Opt
IS **83559**	**M** **W** **N**	233 - 13 249 - 14 266 - 15	**18** (Radial Mono-direc.)

Recessed casings: (pag 697)

Finishes	Cct			
IS Steel	**M**	2700	**N**	4000
BS Brass	**W**	3000		

Alcor316_R2 | powerLED | 500 mA | 1,5 W DC



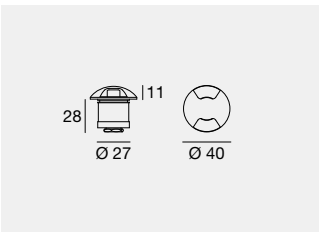



	Cct	lm S - lm D	Opt
IS 97355	M	199 - 28	18 (Radial Bi-direc.)
BS 83608	W	213 - 29	
	N	227 - 30	

97355 83608

Electronics: **BC** (pag 697) | Recessed casings: (pag 697)

Alcor316_R2 | powerLED | 198-264 V AC | 2 W DC - 3 W AC



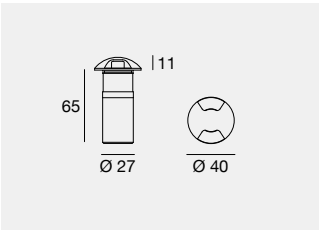

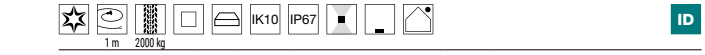

ID

	Cct	lm S - lm D	Opt
IS 83560	M	233 - 27	18 (Radial Bi-direc.)
	W	249 - 29	
	N	266 - 30	

Recessed casings: (pag 697)

Alcor316_R4 | powerLED | 500 mA | 1,5 W DC



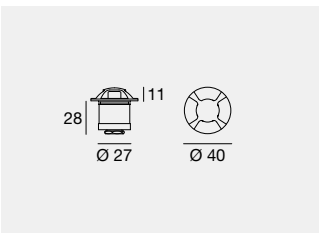



	Cct	lm S - lm D	Opt
IS 97356	M	199 - 50	18 (Radial Multi-direc.)
BS 83609	W	213 - 57	
	N	227 - 61	

97356 83609

Electronics: **BC** (pag 697) | Recessed casings: (pag 697)

Alcor316_R4 | powerLED | 198-264 V AC | 2 W DC - 3 W AC



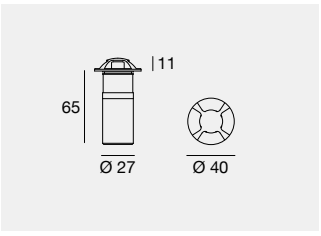

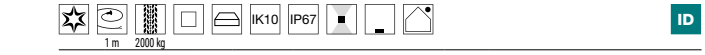

ID

	Cct	lm S - lm D	Opt
IS 83561	M	233 - 53	18 (Radial Multi-direc.)
	W	249 - 57	
	N	266 - 61	

Recessed casings: (pag 697)

Alcor316_Q1 | powerLED | 500 mA | 1,5 W DC



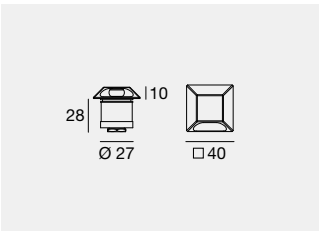



	Cct	lm S - lm D	Opt
IS 81736	M	199 - 20	18 (Radial Mono-direc.)
BS 83610	W	213 - 22	
	N	227 - 23	

81736 83610

Electronics: **BC** (pag 697) | Recessed casings: (pag 697)

Alcor316_Q1 | powerLED | 198-264 V AC | 2 W DC - 3 W AC



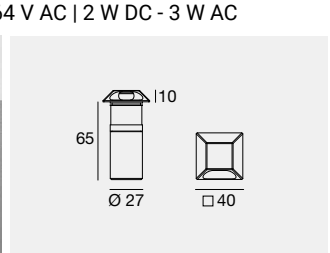



ID

	Cct	lm S - lm D	Opt
IS 83562	M	233 - 53	18 (Radial Mono-direc.)
	W	249 - 57	
	N	266 - 61	

Recessed casings: (pag 697)

Alcor316_Q2 | powerLED | 500 mA | 1,5 W DC



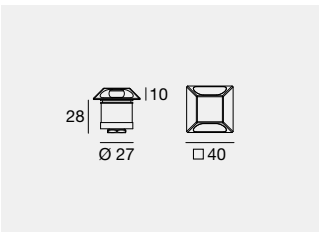

2000 kg | C.C. | IK10 | IP67

	Cct	lm S - lm D	Opt
IS **81750**	**M**	199 - 43	**18** (Radial Bi-direc.)
BS **83611**	**W**	213 - 47	
	N	227 - 50	

81750 | 83611

Electronics: **BC** (pag 697) | Recessed casings: (pag 697)

Alcor316_Q2 | powerLED | 198-264 V AC | 2 W DC - 3 W AC



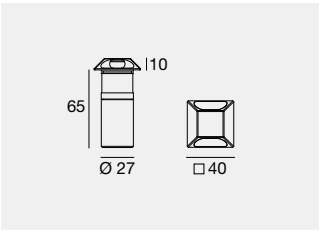

1 m | 2000 kg | IK10 | IP67 | ID

	Cct	lm S - lm D	Opt
IS **83563**	**M**	233 - 40	**18** (Radial Bi-direc.)
	W	249 - 43	
	N	266 - 46	

Recessed casings: (pag 697)

Alcor316_Q4 | powerLED | 500 mA | 1,5 W DC



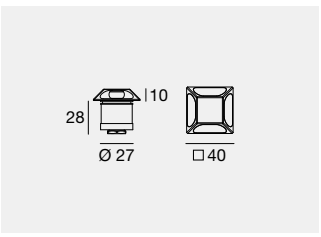

2000 kg | C.C. | IK10 | IP67

	Cct	lm S - lm D	Opt
IS **81751**	**M**	199 - 85	**18** (Radial Multi-direc.)
BS **83612**	**W**	213 - 91	
	N	227 - 97	

81751 | 83612

Electronics: **BC** (pag 697) | Recessed casings: (pag 697)

Alcor316_Q4 | powerLED | 198-264 V AC | 2 W DC - 3 W AC



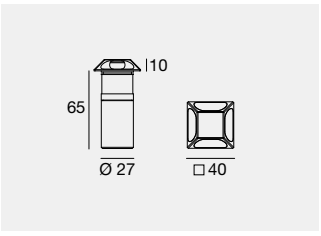

1 m | 2000 kg | IK10 | IP67 | ID

	Cct	lm S - lm D	Opt
IS **83564**	**M**	233 - 79	**18** (Radial Multi-direc.)
	W	249 - 85	
	N	266 - 91	

Electronics: **BC** (pag 697) | Recessed casings: (pag 697)

Finishes

IS Steel
BS Brass

Cct

M 2700 **N** 4000
W 3000

Alcor316_R1 | powerLED | 500 mA | 4,5 W DC



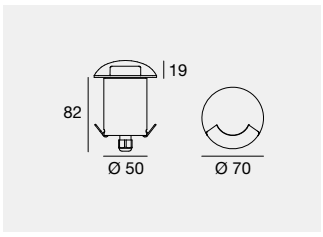

1500 kg | C.C. | IK10 | IP67 | NEW

	Fin	Cct	Im S - Im D	Opt
C00324	**IS**	**M**	535 - On req	**RU** (Radial Mono-direc.)
		W	575 - On req	
		N	620 - On req	

Electronics: **BW** (pag 697) | Recessed casings: (pag 697)

Alcor316_R1 | powerLED | 220-240V | 4,5 W DC - 5,6 W AC



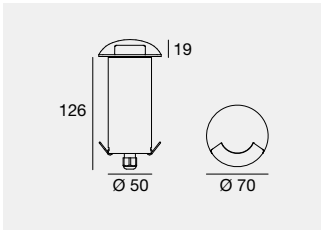

1500 kg | IK10 | IP67 | NEW

	Fin	Cct	Im S - Im D	Opt
C00327	**IS**	**M**	535 - On req	**RU** (Radial Mono-direc.)
		W	575 - On req	
		N	620 - On req	

Recessed casings: (pag 697)

Alcor316_R2 | powerLED | 500 mA | 4,5 W DC



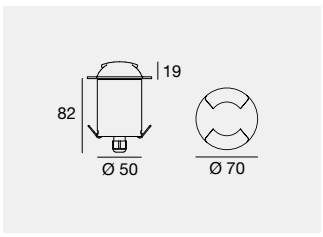

1500 kg | C.C. | IK10 | IP67 | NEW

	Fin	Cct	Im S - Im D	Opt
C00325	**IS**	**M**	535 - On req	**RB** (Radial Bi-direc.)
		W	575 - On req	
		N	620 - On req	

Electronics: **BW** (pag 697) | Recessed casings: (pag 697)

Alcor316_R2 | powerLED | 220-240V | 4,5 W DC - 5,6 W AC



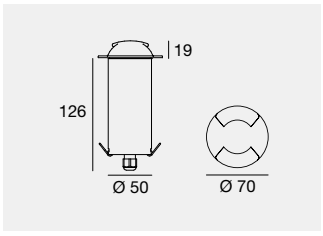

1500 kg | IK10 | IP67 | NEW

	Fin	Cct	Im S - Im D	Opt
C00328	**IS**	**M**	535 - On req	**RB** (Radial Bi-direc.)
		W	575 - On req	
		N	620 - On req	

Recessed casings: (pag 697)

Alcor316_R4 | powerLED | 500 mA | 4,5 W DC



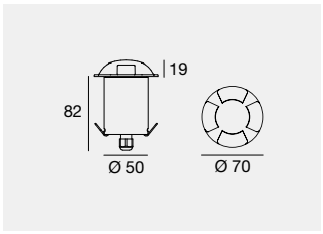

1500 kg | C.C. | IK10 | IP67 | NEW

	Fin	Cct	Im S - Im D	Opt
C00326	**IS**	**M**	535 - On req	**RM** (Radial Multi-direc.)
		W	575 - On req	
		N	620 - On req	

Electronics: **BW** (pag 697) | Recessed casings: (pag 697)

Alcor316_R4 | powerLED | 220-240V | 4,5 W DC - 5,6 W AC



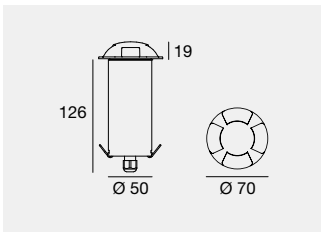

1500 kg | IK10 | IP67 | NEW

	Fin	Cct	Im S - Im D	Opt
C00329	**IS**	**M**	535 - On req	**RM** (Radial Multi-direc.)
		W	575 - On req	
		N	620 - On req	

Recessed casings: (pag 697)

Alcor316_R1 | arrayLED



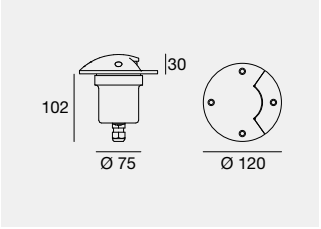

2500 kg

	Fin	Cct	Im S - Im D	Opt
350 mA - 6,3 W DC				
C00718	**SE**	**M**	925 - 49	**RU** (Radial Bi-direc.)
		W	965 - 52	
		N	990 - 53	

Electronics: **BZ** (pag 697) | Recessed casings: (pag 697)

2500 kg

	Fin	Cct	Im S - Im D	Opt
4,5 W DC - 6,3 W AC				
C00715	**SE**	**M**	646 - 39	**RU** (Radial Bi-direc.)
		W	673 - 42	
		N	711 - 43	

Recessed casings: (pag 697)

Alcor316_R2 | arrayLED



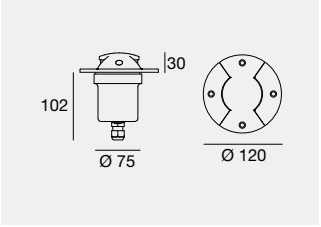

2500 kg

	Fin	Cct	Im S - Im D	Opt
350 mA - 6,3 W DC				
C00719	**SE**	**M**	925 - 98	**RB** (Radial Bi-direc.)
		W	965 - 104	
		N	990 - 105	

Electronics: **BZ** (pag 697) | Recessed casings: (pag 697)

2500 kg

	Fin	Cct	Im S - Im D	Opt
4,5 W DC - 6,3 W AC				
C00716	**SE**	**M**	646 - 78	**RB** (Radial Bi-direc.)
		W	673 - 83	
		N	711 - 86	

Recessed casings: (pag 697)

Alcor316_R4 | arrayLED



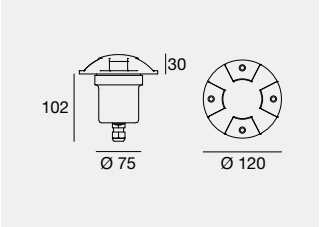

2500 kg

	Fin	Cct	Im S - Im D	Opt
350 mA - 6,3 W DC				
C00720	**SE**	**M**	925 - 139	**RM** (Radial Multi-direc.)
		W	965 - 145	
		N	990 - 149	

Electronics: **BZ** (pag 697) | Recessed casings: (pag 697)

2500 kg

	Fin	Cct	Im S - Im D	Opt
4,5 W DC - 6,3 W AC				
C00717	**SE**	**M**	646 - 105	**RM** (Radial Multi-direc.)
		W	673 - 110	
		N	711 - 115	

Recessed casings: (pag 697)

Finishes **Cct**

Steel **M** 2700 **N** 4000
W 3000

Recessed casings



PVC 84918 Recessed casings

suitable for: Alcor316_R/R1/R2/R4 - Ø40 h28/65
Alcor316_Q1/Q2/Q4 - L40x40 h28/65



PVC 84341 Recessed casings

suitable for: Alcor316_R1/R2/R4- Ø120 h102



PVC 84936 Recessed casings

suitable for: Alcor_R1/R2/R4 - 4,5W - Ø70 h82



PVC 84935 Recessed casings

suitable for: Alcor_R1/R2/R4 - 4,5W - Ø70 h126

Electronics

BC

89422
ON/OFF
1 - 2 art.
74 x 65 x h 27

89423
ON/OFF
2 - 3 art.
74 x 65 x h 27

C-E200007
ON/OFF
3 - 6 art.
135 x 26 x h 26
35

C-E200003
DALI/PUSH
5 - 12 art.
125 x 45 x h 30
55

BW

C-E200007
ON/OFF
1 - 2 art.
135 x 26 x h 26
35

99185
ON/OFF
2 - 4 art.
117 x 92 x h 38

C-E200003
DALI/PUSH
2 - 4 art.
125 x 45 x h 30
55

BZ

89421
ON/OFF
1 art.
74 x 65 x h 27

C-E200006
ON/OFF
1 - 2 art.
135 x 26 x h 26
35

C-E200004
DALI/PUSH
2 - 3 art.
125 x 45 x h 30
55

ASTROPEK

Aluminium body.
Tempered glass diffuser.



Astropek Blade lighting effect



Astropek lighting effect



ONE, TWO OR FOUR: SUITABLE FOR ANY PATH

Astropek has been revamped to expand its installation potential. Thanks to the special base, it can be placed in even the most sensitive and complex settings, such as historical town centres. The innovative truncated, tapered base makes it easier and faster to position while the cabling does not require an outer casing. The fixture can be connected directly to the mains power supply and is designed with a LED light source for high-efficiency and brightness. Astropek can be driven on and withstand weights of up to 2,500 kg. It is available with one, two or four emission uplights.



Astropek_1



Astropek



Astropek_2



Astropek_4

Astropek | arrayLED-direct | 220-240 V AC



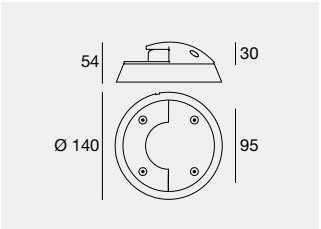

IK10 IP67 NEW

	Cct	lm S - lm D	Opt
7 W AC			
GG **76697**	**W**	865 - 116	**12** (Radial Mono-direc.)
	N	870 - 117	

Astropek_1 | arrayLED-direct | 220-240 V AC



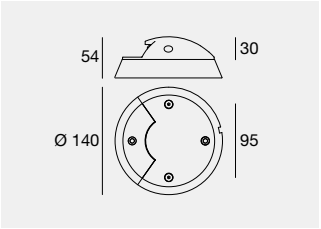

2500 kg IK10 IP67

	Cct	lm S - lm D	Opt
7 W AC			
GG **76698**	**W**	865 - 74	**12** (Radial Mono-direc.)
	N	870 - 75	

Astropek_2 | arrayLED-direct | 220-240 V AC



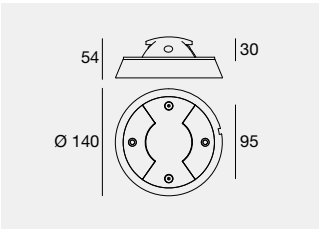

2500 kg IK10 IP67

	Cct	lm S - lm D	Opt
7 W AC			
GG **76699**	**W**	865 - 148	**12** (Radial Bi-direc.)
	N	870 - 149	

Astropek_4 | arrayLED-direct | 220-240 V AC



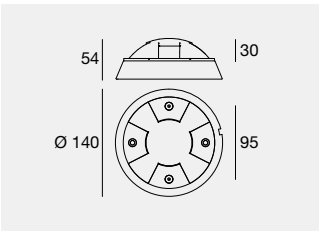

2500 kg IK10 IP67

	Cct	lm S - lm D	Opt
7 W AC			
GG **76700**	**W**	865 - 158	**12** (Radial Multi-direc.)
	N	870 - 159	

Finishes	Cct
GG Grey	**W** 3000
	N 4000



Astropek_1 Blade | powerLED



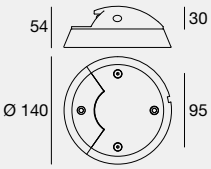

2500 kg | III | C.C. | IK10 | IP67

	Cct	Im S - Im D	Opt
630 mA - 2 W DC			
GG **83524**	**M**	233 - 51	**05** (Narrow Mono-direc.)
	W	249 - 54	**12** (Radial Mono-direc.)
	N	266 - 58	

Electronics: **BD** (pag 703)

350 mA - 4 W DC			
GG **82637**	**M**	490 - 95	**05** (Narrow Mono-direc.)
	W	490 - 95	**12** (Radial Mono-direc.)
	N	529 - 102	

Electronics: **BE** (pag 703)

Astropek_2 Blade | powerLED



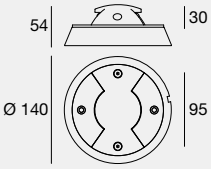

2500 kg | III | C.C. | IK10 | IP67

	Cct	Im S - Im D	Opt
630 mA - 4 W DC			
GG **83522**	**M**	466 - 102	**05** (Narrow Bi-direc.)
	W	498 - 108	**12** (Radial Bi-direc.)
	N	532 - 115	

Electronics: **BD** (pag 703)

350 mA - 8 W DC			
GG **82638**	**M**	980 - 189	**05** (Narrow Bi-direc.)
	W	980 - 189	**12** (Radial Bi-direc.)
	N	980 - 204	

Electronics: **BE** (pag 703)

Astropek_1 | powerLED



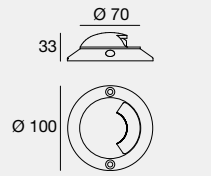

2000 kg | III | C.C. | IK10 | IP67

	Fin	Cct	Im S - Im D	Opt
500 mA - 4,5 W DC				
C00270	GG	**M**	535 - 51	**RU** (Radial Mono-direc.)
		W	575 - 55	
		N	620 - 59	

Electronics: **BW** (pag 703)

Astropek_2 | powerLED



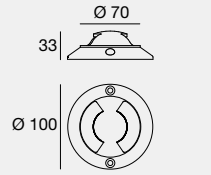

2000 kg | III | C.C. | IK10 | IP67

	Fin	Cct	Im S - Im D	Opt
500 mA - 4,5 W DC				
C00279	GG	**M**	535 - 101	**RB** (Radial Bi-direc.)
		W	575 - 109	
		N	620 - 117	

Electronics: **BW** (pag 703)

Astropek_4 | powerLED



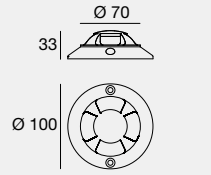

2000 kg | III | C.C. | IK10 | IP67

	Fin	Cct	Im S - Im D	Opt
500 mA - 4,5 W DC				
C00300	GG	**M**	535 - 120	**RM** (Radial Multi-direc.)
		W	575 - 128	
		N	620 - 138	

Electronics: **BW** (pag 703)

Finishes **Cct**

GG Grey **M** 2700 **N** 4000
W 3000



Electronics

BD

89420
ON/OFF
1 - 2 art.
74 x 65 x h 27

C-E200008
ON/OFF
3 - 6 art.
135 x 26 x h 26
35

99186
ON/OFF
6 - 12 art.
117 x 92 x h 38

C-E200002
DALI/PUSH
5 - 12 art.
125 x 45 x h 30
55

BW

C-E200007
ON/OFF
1 - 2 art.
135 x 26 x h 26
35

99185
ON/OFF
2 - 4 art.
117 x 92 x h 38

C-E200003
DALI/PUSH
2 - 4 art.
125 x 45 x h 30
55

BE

89421
ON/OFF
1 art.
74 x 65 x h 27

C-E200006
ON/OFF
2 - 3 art.
135 x 26 x h 26
35

C-E200004
DALI/PUSH
2 - 3 art.
125 x 45 x h 30
55

FOOTPAD



FOOTPAD IS THE ULTRA-FLAT SURFACE MARKER LIGHT WITH 360° LIGHTING

A series of IP67 floor-mounted luminaires, characterised by an ultra-flat AISI 316 stainless steel structure, with a projection of just 20 mm. Available in two shapes and two electrifications, it is designed for 360° grazing lighting above the ground, suitable for illuminating passageways and at the same time creating striking lighting effects. Footpad is installed directly on the surface without the need for casings; the strong and reliable materials guarantee an IK10 impact resistance rating.



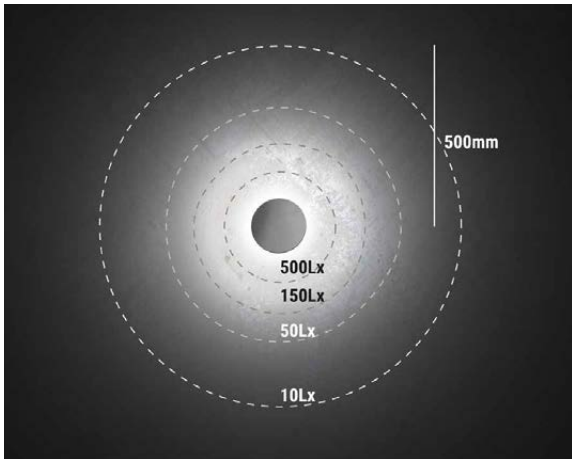

Footpad 5W (77451W00)



Footpad_R | V2 | arrayLED



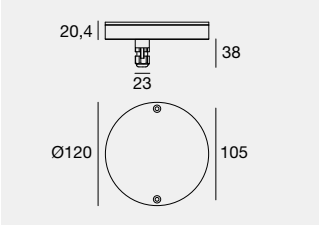

2000 kg | IK10 | IP67

	Cct	lm S - lm D	Opt
C.C. - 500 mA - 4,5 W DC			
SE **77453**	**M**	646 - 199	**00** (Radial Diffused)
	W	673 - 208	
	N	711 - 219	

Electronics: **BW** (pag 707)

C.V. - 24 V DC - 5 W DC

SE **77451**	**M**	646 - 199	**00** (Radial Diffused)
	W	673 - 208	
	N	711 - 219	

Electronics: **DB** (pag 707)

Footpad_Q | V2 | arrayLED



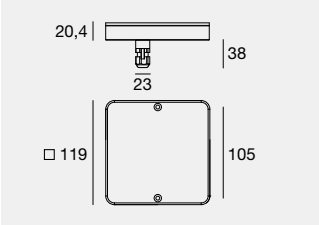

2000 kg | IK10 | IP67

	Cct	lm S - lm D	Opt
C.C. - 500 mA - 4,5 W DC			
SE **77454**	**M**	646 - 199	**00** (Radial Diffused)
	W	673 - 208	
	N	711 - 219	

Electronics: **BW** (pag 707)

C.V. - 24 V DC - 5 W DC

SE **77452**	**M**	646 - 199	**00** (Radial Diffused)
	W	673 - 208	
	N	711 - 219	

Electronics: **DB** (pag 707)

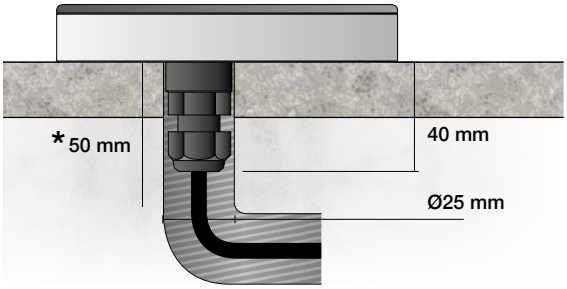

* Distance to be maintained before cable bending

Position of installation hole for cable and cable gland

The Footpad_R and Footpad_Q models are secured to the floor using special tamper resistant screws

AISI 316L stainless steel body

Polycarbonate diffuser



Electronics

DB

89488	89179	89359	99660	C-E500023	+ driver 24V DC	
					99331	99786
ON/OFF	ON/OFF	ON/OFF	Dimmer	Dimmer DALI/PUSH	150W	240W
1 - 7 art.	1 - 12 art.	1 - 24 art.	DALI - 0/1-10V	0/1-10V	1-27 art.	1-42 art.
80 x 100 x h 31	92 x 117 x h 38	115 x 140 x h 50	149 x 37 x h 31	80 x 40 x h 25		
48			48	48	70	81

BW

C-E200007	99185	C-E200003
ON/OFF	ON/OFF	DALI/PUSH
1 - 2 art.	2 - 4 art.	2 - 4 art.
135 x 26 x h 26	117 x 92 x h 38	125 x 45 x h 30
35		55

Finishes

SE Stainless Steel

Cct

M 2700 **N** 4000
W 3000




INGROUND

RESIDENTIAL HOME
Empordà (Spain)

Interior Design: A&P Interiorismo
(Loles Armengol y Eva Pallarés)

Project:
Studio Gama

Lighting Designer:
Vié Il·Luminació
(@vieluxbcn) Anna Vié

Photography:
Jordi Anguera



Inground range index

Suelo

Suelo_R NEW

717-724

Suelo_R Pro

717-722

Suelo_RJ NEW

719-725

Suelo_RX NEW

729-738

Suelo_RX Pro

728-733

Suelo_RXJ NEW

733-738

Suelo_RF NEW

726

Suelo_RFJ NEW

727

Suelo_RXF NEW

736-739

Suelo_RXFJ NEW

737-739

Suelo_RDX

740

Suelo_Brass

740

Suelo316

Suelo316_R NEW

745

Suelo316_RJ NEW

745

Suelo316_RX NEW

745, 746

Suelo316_RXJ NEW

746

Suelo316_RXF NEW

747

Suelo316_RXFJ NEW

747

Orma

Orma_F

753

Orma_FJ

754

Orma_FL

754, 755

Orma_FO

756

Orma_A

757, 758

Orma_AJ

758, 759

Orma_AL

759, 762

Orma_I

762-764

Orma_IJ

765, 766

Orma_IL

766, 767

Orma_QF

767, 768

Orma_QFJ

768

Orma_QFL

770

Orma_Q

771

Orma_QJ

771

Orma_QL

772

Beret

Beret_R

780

Beret_X

780

Beret_2R

780

Beret_Q

780

Beret_2Q

780, 781

SUELO

Aluminium body, brass body.
AISI 316L stainless steel flange.



THE RANGE

The Suelo family offers a variety of solutions for every design need: fixed and swivel versions, small-flanged flush-mount uplights, and dimmer units using the DALI protocol. There are pro models with recessed optics and RGBW sources, and beam control filters. All models have exclusive AquaStop® protection systems, and there are versions with 24-volt cable converters.
Suelo can be used with a honeycomb filter, which screens secondary light and reduces dazzle, maintaining a high-quality diffuse light. A darklight filter directs the illumination onto one part of the wall by sectioning one part of the beam, and prevents dazzle even close to the source.
For full beam control and a drastically reduced dazzle risk, choose the Suelo PRO versions, in which the recessed source increases the screening angle, totally skimming off the secondary flow to give a cleaner, more concentrated and efficient light.

Aesthetic frame, without visible screws (R collection)



_R
W 2
mm **Ø 30**
Pag 717

_R Pro
W 2-2,5
mm **Ø 35**
Pag 717

_R / _RJ
_R Pro
W 2-2,5-4,5-5
mm **Ø 64**
Pag 718

_R / _RJ
_R Pro / _RJ Pro
W 2-2,5-8-9
mm **Ø 92**
Pag 720

_R
_RJ
W 12,6-13-16-23
mm **Ø 185**
Pag 724
Installation with placing flange

_RF
_RFJ
W 12,6-13-16-23
mm **Ø 180**
Pag 726
Installation with flush flange

Frame with security screws (RX collection)



_RX Pro
W 2-2,5
mm **Ø 50**
Pag 728

_RX / _RX Pro
_RXJ Pro
W 2-2,5-8-9
mm **Ø 112**
Pag 729

_RX
_RXJ
W 12,6-13-16-23
mm **Ø 185**
Pag 734
Installation with placing flange

_RXF
_RXFJ
W 12,6-13-16-23
mm **Ø 180**
Pag 736
Installation with flush flange

_RX
_RXJ
W 37-44,2
mm **Ø 315**
Pag 738
Installation with placing flange

_RXF
_RXFJ
W 37-44,2
mm **Ø 308**
Pag 739
Installation with flush flange

Frame with security screws (RX, Brass collection)



_RDX
W 12
mm **Ø 156**
Pag 740

_RDX
W 24
mm **Ø 232**
Pag 740

_Brass
W 8
mm **Ø 120**
Pag 740

Safety systems
We have developed specific safety systems to protect the uplights against corrosion and make them very durable. They also incorporate overvoltage and electrostatic discharge protection, and systems to protect the integrity of the circuits from moisture and internal condensation (AquaStop) formation.

Suelo Ø 315 mm / Ø 308 mm
The evolution of the Suelo family includes a 315 / 308 mm diameter, 44,2 W version that improves it in terms of performance. In addition to the optics range that sets all Suelo units apart, the RX / RF version is characterised by extremely easy installation through the use of the recessed casing designed to be able adjust the inclination of the horizontal axis and, without accessing the inside of the optics chamber, the vertical axis. Suelo was also designed to house the power supply and control unit inside the body of the product, which guarantees a high grade of protection.


Suelo_RXJ/RXFJ Standard


Suelo_RXJ/RXFJ Optics 06


Suelo_RXJ/RXFJ Dark light


Suelo_RXJ/RXFJ Honeycomb

Standard and Pro optics
Linea Light Group recessed lights have an optionally deeper-positioned source than the standard version. The increased screening angle offers greater visual comfort.

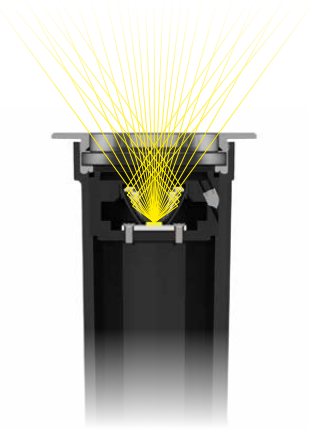
Standard version

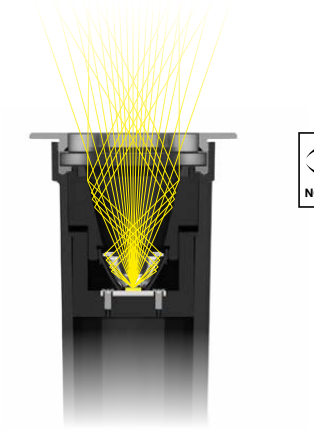
Pro version

NO-GLARE

Darklight (DL)
The darklight filter attenuates the light so that it shines only on a specific area of the surface. This accessory sections the beam so that only a part of it shines on the wall, and prevents dazzle even close to the source.



Honeycomb (HC)
The hexagonal microcells making up the mesh of the Honeycomb filter help to screen the light beam, reducing dazzle while leaving the light quality unaltered.





With Darklight



With Honeycomb


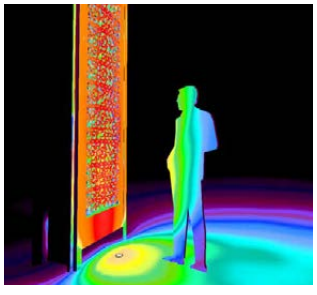
Without Darklight



Without Honeycomb



HAKKA INDENTURE MUSEUM
Beijing (China)
Project: DnA Design and Architecture



Suelo_R | powerLED



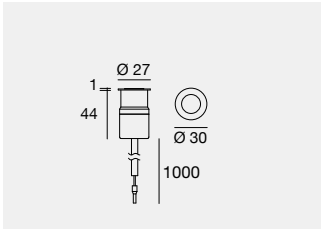

	Cct	lm S - lm D	Opt
C.C. 630 mA - 2W DC			
CH **93141**	**M**	233 - 149	**08** (10°)
	W	249 - 159	**15** (21°)
	N	266 - 170	**30** (26°)
			60 (57°)
			12 (91°)
			00 (Diffused)

Electronics: **BD** (pag 741) | Recessed casing: (pag 742)

Suelo_R Pro | powerLED



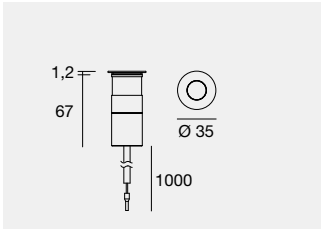

2500 kg

	Cct	lm S - lm D	Opt
C.C. 630 mA - 2W DC			
SA **80439**	**M**	233 - 138	**15** (22°)
BM **82529**	**W**	249 - 170	**30** (28°)
	N	266 - 181	**60** (54°)
			88 (16°x 36°)
			00 (Diffused)
C.C. 630 mA - 2W DC			
SA **80440** HC	**M**	233 - 86	**15** (19°)
BM **82530** HC	**W**	249 - 92	**30** (25°)
	N	266 - 98	**60** (44°)

Electronics: **BD** (pag 741) | Recessed casing: (pag 742)

C.V. 24 V DC - 2,5W DC			
SA **80441**	**M**	233 - 138	**15** (22°)
BM **82531**	**W**	249 - 170	**30** (28°)
	N	266 - 181	**60** (54°)
			88 (16°x 36°)
			00 (Diffused)
C.V. 24 V DC - 2,5 W DC			
SA **80442** HC	**M**	233 - 86	**15** (19°)
BM **82532** HC	**W**	249 - 92	**30** (25°)
	N	266 - 98	**60** (44°)

Electronics: **DL** (pag 741) | Recessed casing: (pag 742)

Scale 1:1

(SA)

(BM)



Finishes

CH Chrome
SA Steel/Aluminium
BM Brass/Aluminium

Cct

M 2700
W 3000
N 4000

Accessories

HC Honeycomb

Suelo_R | powerLED



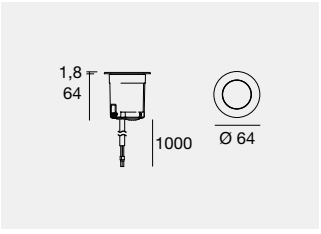

2500 kg IK09 IP68 NEW

	Fin	Cct	Im S - Im D	Opt
C.C. - 630 mA - 2 W DC				
C00074	**SA**	**M**	174 - 158	**US** (4°)
	BM	**W**	177 - 161	
		N	201 - 183	

Electronics: **BD** (pag 741) | Recessed casing: (pag 742)

C.V. - 24 V DC - 2,5 W DC				
C00103	**SA**	**M**	174 - 158	**US** (4°)
	BM	**W**	177 - 161	
		N	201 - 183	

Electronics: **DL** (pag 741) | Recessed casing: (pag 742)

2500 kg IK09 IP68

		Cct	Im S - Im D	Opt
C.C. - 500 mA - 4,5 W DC				
SA **76207**		**M**	646 - On req	**20** (20°÷ 29°)
		W	673 - On req	**30** (30°÷ 39°)
		N	711 - On req	**60** (50°÷ 70°)
				88 (Elliptic)
				12 (71°÷ 120°)
				00 (Diffused)
C.C. - 500 mA - 4,5 W DC				
SA **76209**	HC	**M**	646 - On req	**20** (20°÷ 29°)
		W	673 - On req	**30** (30°÷ 39°)
		N	711 - On req	**60** (50°÷ 70°)

Electronics: **BW** (pag 741) | Recessed casing: (pag 742)

C.V. - 24 V DC - 5 W DC				
SA **76210**		**M**	646 - On req	**20** (20°÷ 29°)
		W	673 - On req	**30** (30°÷ 39°)
		N	711 - On req	**60** (50°÷ 70°)
				88 (Elliptic)
				12 (71°÷ 120°)
				00 (Diffused)
C.V. - 24 V DC - 5 W DC				
SA **76212**	HC	**M**	646 - On req	**20** (20°÷ 29°)
		W	673 - On req	**30** (30°÷ 39°)
		N	711 - On req	**60** (50°÷ 70°)

Electronics: **DB** (pag 741) | Recessed casing: (pag 742)

Suelo_R | powerLED



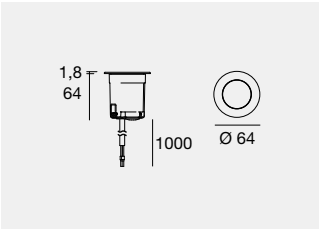

2500 kg IK09 IP68

		Cct	Im S - Im D	Opt
C.C. - 500 mA - 4,5 W DC				
SA **76208**		**M**	646 - On req	**07** (Asym. Ww)
		W	673 - On req	
		N	711 - On req	

Electronics: **BW** (pag 741) | Recessed casing: (pag 742)

C.V. - 24 V DC - 5 W DC				
SA **76211**		**M**	646 - On req	**07** (Asym. Ww)
		W	673 - On req	
		N	711 - On req	

Electronics: **DB** (pag 741) | Recessed casing: (pag 742)

Finishes

SA Steel/Aluminium
BM Brass/Aluminium

Cct

M 2700 **N** 4000
W 3000

Accessories

HC Honeycomb

Suelo_R | powerLED | 220-240 V AC



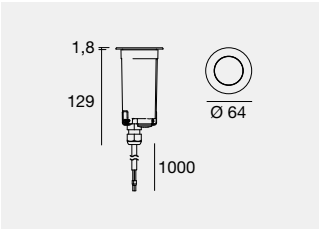

2500 kg | IK09 | IP68 | NEW

	Fin	Cct	Im S - Im D	Opt
2 W DC - 2,5 W AC				
C00083	**SA**	**M**	174 - 158	**US** (4°)
	BM	**W**	177 - 161	
		N	201 - 183	

Recessed casing: (pag 742)

Suelo_R | powerLED | 220-240 V AC



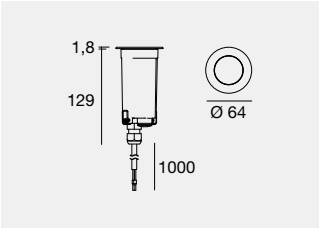

2500 kg | IK09 | IP68

		Cct	Im S - Im D	Opt
4,5 W DC - 5,9 W AC				
SA	**76213**	**M**	646 - On req	**20** (20°÷ 29°)
		W	673 - On req	**30** (30°÷ 39°)
		N	711 - On req	**60** (50°÷ 70°)
				88 (Elliptic)
				12 (71°÷ 120°)
				00 (Diffused)
4,5 W DC - 5,9 W AC				
SA	**76214** HC	**M**	646 - On req	**20** (20°÷ 29°)
		W	673 - On req	**30** (30°÷ 39°)
		N	711 - On req	**60** (50°÷ 70°)

Recessed casing: (pag 742)

Suelo_R Pro | powerLED



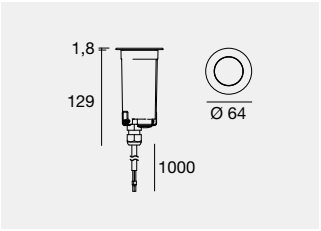

2500 kg | III | IK09 | IP68

		Cct	Im S - Im D	Opt
C.C. - 500 mA - 4,5 W DC				
SA	**76215**	**M**	646 - On req	**20** (20°÷ 29°)
SA	**76216** HC	**W**	673 - On req	**30** (30°÷ 39°)
SA	**76217** DL	**N**	711 - On req	**50** (50°÷ 70°)

Electronics: **BW** (pag 741) | Recessed casing: (pag 742)

C.V. - 24 V DC - 5 W DC

SA	**76218**	**M**	646 - On req	**20** (20°÷ 29°)
SA	**76219** HC	**W**	673 - On req	**30** (30°÷ 39°)
SA	**76220** DL	**N**	711 - On req	**50** (50°÷ 70°)

Electronics: **DB** (pag 741) | Recessed casing: (pag 742)

Suelo_RJ | powerLED



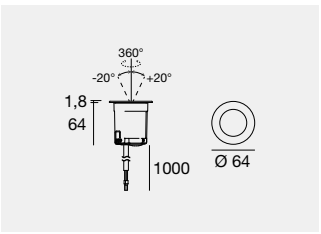

2500 kg | III | IK09 | IP68

		Cct	Im S - Im D	Opt
C.C. - 500 mA - 4,5 W DC				
SA	**76221**	**M**	646 - On req	**20** (20°÷ 29°)
BM	**76222**	**W**	673 - On req	**30** (30°÷ 39°)
		N	711 - On req	**60** (50°÷ 70°)

Electronics: **BW** (pag 741) | Recessed casing: (pag 742)

C.V. - 24 V DC - 5W DC

SA	**76223**	**M**	646 - On req	**20** (20°÷ 29°)
BM	**76224**	**W**	673 - On req	**30** (30°÷ 39°)
		N	711 - On req	**60** (50°÷ 70°)

Electronics: **DB** (pag 741) | Recessed casing: (pag 742)

Suelo_RJ | powerLED | 198-264 V AC



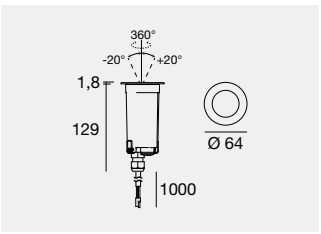

2500 kg | IK09 | IP68

		Cct	Im S - Im D	Opt
4,5 W DC - 5,9 W AC				
SA	**76225**	**M**	646 - On req	**20** (20°÷ 29°)
		W	673 - On req	**30** (30°÷ 39°)
		N	711 - On req	**60** (50°÷ 70°)

Recessed casing: (pag 742)

Finishes		Cct		Accessories	
SA	Steel/Aluminium	**M** 2700	**N** 4000	HC	Honeycomb
BM	Brass/Aluminium	**W** 3000		DL	Darklight

Suelo_R | powerLED



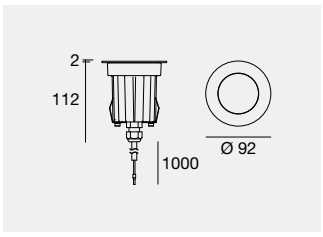

2500 kg

	Fin	Cct	Im S - Im D	Opt
C.C. - 630 mA - 2W DC				
C00075	**SA**	**M**	174 - 149	**HS** (3°)
	BM	**W**	177 - 152	
		N	201 - 172	

Electronics: **BD** (pag 741) | Recessed casing: (pag 742)

C.V. - 24 V DC - 2,5W DC				
C00112	**SA**	**M**	174 - 149	**HS** (3°)
	BM	**W**	177 - 152	
		N	201 - 172	

Electronics: **DL** (pag 741) | Recessed casing: (pag 742)

2500 kg

		Cct	Im S - Im D	Opt
C.C. - 630 mA - 8W DC				
SA **80546**		**M**	877 - 613	**06** (9°)
		W	945 - 618	
		N	1013 - 663	
C.C. - 220 mA - 8W DC				
SA **76701**		**M**	1041 - On req	**15** (10°÷ 19°)
		W	1087 - On req	**30** (30°÷ 39°)
		N	1114 - On req	**60** (50°÷ 70°)
				88 (Elliptic)
				12 (71°÷ 120°)
				00 (Diffused)
				07 (Asym. Ww)
C.C. - 630 mA - 8 W DC				
SA **80547**	HC	**M**	877 - 470	**06** (9°)
		W	945 - 472	
		N	1013 - 507	
C.C. - 220 mA - 8 W DC				
SA **76702**	HC	**M**	1041 - On req	**15** (10°÷ 19°)
		W	1087 - On req	**30** (30°÷ 39°)
		N	1114 - On req	**60** (50°÷ 70°)

Electronics: 630 mA **BU** - 220 mA **BF** (pag 741) | Recessed casing: (pag 742)

C.V. - 24 V DC - 9 W DC				
SA **80550**		**M**	877 - 568	**06** (9°)
		W	945 - 568	
		N	1013 - 613	
C.V. - 24 V DC - 9 W DC				
SA **76703**		**M**	1265 - On req	**15** (10°÷ 19°)
		W	1320 - On req	**30** (30°÷ 39°)
		N	1354 - On req	**60** (50°÷ 70°)
				88 (Elliptic)
				12 (71°÷ 120°)
				00 (Diffused)
				07 (Asym. Ww)
C.V. - 24 V DC - 9 W DC				
SA **80551**	HC	**M**	877 - 453	**06** (9°)
		W	945 - 453	
		N	1013 - 489	
C.V. - 24 V DC - 9 W DC				
SA **76704**	HC	**M**	1265 - On req	**15** (10°÷ 19°)
		W	1320 - On req	**30** (30°÷ 39°)
		N	1354 - On req	**60** (50°÷ 70°)

Electronics: **DC** (pag 741) | Recessed casing: (pag 742)

Suelo_R | powerLED | RGBW



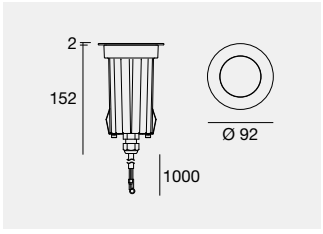

2500 kg

	Cct	Opt
RGBW - 630 mA - 8 W DC		
SA **81717**	**V** RGBW (3000 K)	**06** (7°÷ 9°)
	Q RGBW (4000 K)	**15** (10°÷ 19°)
		45 (40°÷ 49°)

Electronics: **CF** (pag 741) | Recessed casing: (pag 742)

Suelo_R | powerLED | 220-240 V AC



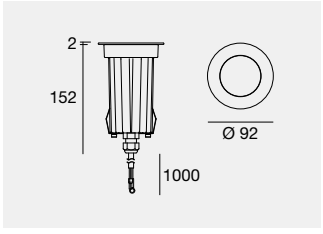

2500 kg

	Fin	Cct	lm S - lm D	Opt
2 W DC - 2,5 W AC				
C00115	**SA**	**M**	174 - 149	**HS** (3°)
	BM	**W**	177 - 152	
		N	201 - 172	

Recessed casing: (pag 742)

Suelo_R | powerLED | 198-264 V AC



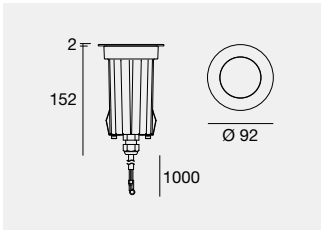

2500 kg

	Cct	lm S - lm D	Opt
8 W DC - 9 W AC			
SA **80554**	**M**	877 - 613	**06** (9°)
	W	945 - 613	
	N	1013 - 663	
SA **76203**	**M**	1041 - On req	**15** (10°÷ 19°)
	W	1087 - On req	**30** (30°÷ 39°)
	N	1114 - On req	**60** (50°÷ 70°)
			88 (Elliptic)
			12 (71°÷ 120°)
			00 (Diffused)
			07 (Asym. Ww)
8 W DC - 9 W AC			
SA **80555** HC	**M**	877 - 470	**06** (9°)
	W	945 - 470	
	N	1013 - 507	
SA **76717** HC	**M**	1041 - On req	**15** (10°÷ 19°)
	W	1087 - On req	**30** (30°÷ 39°)
	N	1114 - On req	**60** (50°÷ 70°)

Recessed casing: (pag 742)



Suelo_R Pro Brass (BM) **Suelo_R Pro Steel (SA)**

Finishes	Cct				Accessories		Inground
SA Steel/Aluminium	**M** 2700	**N** 4000	**Q** RGBW (4000)		HC Honeycomb		721
BM Brass/Aluminium	**W** 3000	**V** RGBW (3000)					

Suelo_R Pro | powerLED



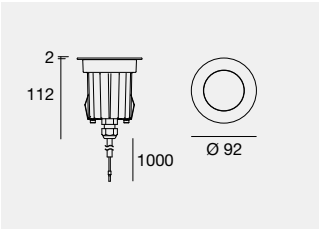

2500 kg

		Cct	Im S - Im D	Opt
C.C. - 630 mA - 8 W DC				
SA **80558**		**M**	877 - 579	**06** (6°)
SA **80559**	HC	**W**	945 - 579	
SA **80560**	DL	**N**	1013 - 621	
C.C. - 220 mA - 8 W DC				
SA **76709**		**M**	1041 - On req	**15** (10°÷ 19°)
SA **76710**	HC	**W**	1087 - On req	**30** (30°÷ 39°)
		N	1114 - On req	**60** (50°÷ 70°)

Electronics: 630 mA **BU** - 220 mA **BF** (pag 741) | Recessed casing: (pag 742)

C.V. - 24 V DC - 9 W DC				
SA **80564**		**M**	877 - 579	**06** (6°)
SA **80565**	HC	**W**	945 - 579	
SA **80566**	DL	**N**	1013 - 621	
C.V. - 24 V DC - 9 W DC				
SA **76711**		**M**	1265 - On req	**15** (10°÷ 19°)
SA **76712**	HC	**W**	1320 - On req	**30** (30°÷ 39°)
		N	1354 - On req	**60** (50°÷ 70°)

Electronics: **DC** (pag 741) | Recessed casing: (pag 742)

Suelo_R Pro | powerLED | 198-264 V AC



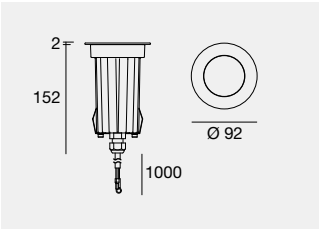

2500 kg

		Cct	Im S - Im D	Opt
8 W DC - 9 W AC				
SA **80570**		**M**	877 - 579	**06** (6°)
BM **82535**		**W**	945 - 579	
SA **80571**	HC	**N**	1013 - 621	
BM **82536**	HC			
8 W DC - 9 W AC				
SA **76204**		**M**	1041 - On req	**15** (10°÷ 19°)
BM **76718**		**W**	1087 - On req	**30** (30°÷ 39°)
SA **76719**	HC	**N**	1114 - On req	**60** (50°÷ 70°)
BM **76720**	HC			

Recessed casing: (pag 742)

Suelo_RJ Pro | powerLED



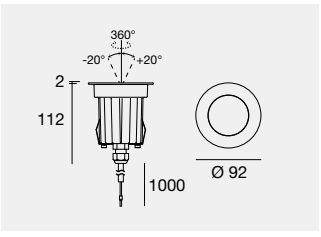

2500 kg

		Cct	Im S - Im D	Opt
C.C. - 630 mA - 8 W DC				
SA **80576**		**M**	760 - 558	**20** (20°÷ 29°)
		W	760 - 558	**30** (30°÷ 39°)
		N	821 - 603	**60** (50°÷ 70°)

Electronics: **BU** (pag 741) | Recessed casing: (pag 742)

C.V. - 24 V DC - 9 W DC				
SA **80578**		**M**	760 - 558	**20** (20°÷ 29°)
		W	760 - 558	**30** (30°÷ 39°)
		N	821 - 603	**60** (50°÷ 70°)

Electronics: **DC** (pag 741) | Recessed casing: (pag 742)

Suelo_RJ Pro | powerLED | 198-264 V AC



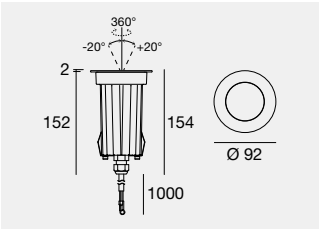

2500 kg

		Cct	Im S - Im D	Opt
8 W DC - 9 W AC				
SA **80580**		**M**	760 - 558	**20** (20°÷ 29°)
		W	760 - 558	**30** (30°÷ 39°)
		N	821 - 603	**60** (50°÷ 70°)

Recessed casing: (pag 742)

FRANTOIO CENTUMBRIE
Agello, Perugia (Italy)

Architectural design:
Architect Gianmarco Balucani

System and lighting design:
Prait, Simone Suriani

Designer:
Miriam Cinaglia

Photography:
Matteo Canestraro



Suelo_R | arrayLED | 220-240 V AC



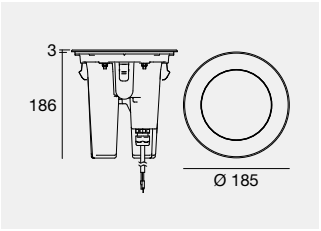

Installation with placing flange

5000 kg IK10 IP68 NEW

		Cct	lm S - lm D	Opt
13 W DC - 15 W AC				
SA **77117**		**M**	1676 - 1325	**10** (10°)
SA **77118**	HC	**W**	1750 - 1381	
SA **77119**	DL	**N**	1794 - 1421	
DALI				
SA **77126**				
SA **77127**	HC			
SA **77128**	DL			
16 W DC - 18 W AC				
SA **77114**		**M**	2528 - 1633	**15** (16°)
SA **77115**	HC	**W**	2634 - 1702	**30** (37°)
SA **77116**	DL	**N**	2704 - 1753	**50** (53°)
DALI				
SA **77123**				
SA **77124**	HC			
SA **77125**	DL			
23 W DC - 25 W AC				
SA **77111**		**M**	3682 - 2400	**15** (16°)
SA **77112**	HC	**W**	3837 - 2500	**30** (37°)
SA **77113**	DL	**N**	3939 - 2575	**50** (53°)
DALI				
SA **77120**				
SA **77121**	HC			
SA **77122**	DL			

Recessed casing & accessories: (pag 741,742)

Suelo_R | arrayLED | RGBW | 24/48 V DC



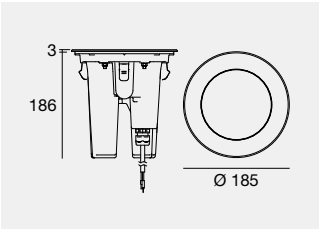



RGBW Connector

Installation with placing flange

5000 kg DMX RDM IK10 IP68 NEW RGBW

	Fin	Cct	Opt
12,6 W DC			
C00602	SA	**V** RGBW (3000 K)	**SP** (10°÷ 19°)
			ML (30°÷ 39°)
			WF (50°÷ 70°)

Electronics: **AM12** (pag 741) | Recessed casing: (pag 742)



Suelo_RJ | arrayLED | 220-240 V AC



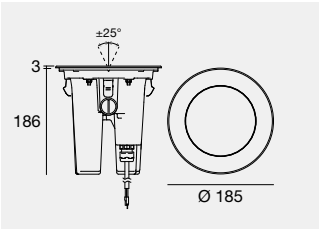

Installation with placing flange

5000 kg IK10 IP68 NEW

		Cct	lm S - lm D	Opt
13 W DC - 15 W AC				
SA **77133**		**M**	1676 - 1289	**10** (11°)
SA **77134**	HC	**W**	1750 - 1344	
DALI		**N**	1794 - 1383	
SA **77139**				
SA **77140**	HC			
16 W DC - 18 W AC				
SA **77131**		**M**	2528 - 1633	**15** (16°)
SA **77132**	HC	**W**	2634 - 1702	**30** (37°)
DALI		**N**	2704 - 1753	**50** (53°)
SA **77137**				
SA **77138**	HC			
23 W DC - 25 W AC				
SA **77129**		**M**	3682 - 2282	**15** (16°)
SA **77130**	HC	**W**	3837 - 2377	**30** (37°)
DALI		**N**	3939 - 2449	**50** (53°)
SA **77135**				
SA **77136**	HC			

Recessed casing & accessories: (pag 741,742)

Suelo_RJ | arrayLED | RGBW | 24/48 V DC



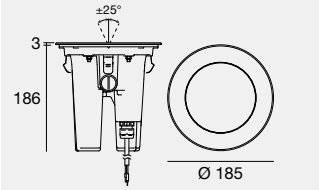



RGBW Connector

Installation with placing flange

5000 kg DMX RDM IK10 IP68 NEW RGBW

	Fin	Cct		Opt
12,6 W DC				
C00603	SA	**V**	RGBW (3000 K)	**SP** (10°÷ 19°)
				ML (30°÷ 39°)
				WF (50°÷ 70°)

Electronics: **AM12** (pag 741) | Recessed casing: (pag 742)





Finishes	Cct				Accessories	Inground
SA Steel/Aluminium	**M**	2700	**N**	4000	HC Honeycomb	
	W	3000	**V**	RGBW (3000)		

Suelo_RF | arrayLED | 220-240 V AC



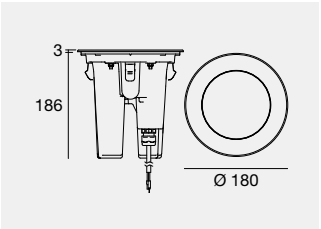

Installation with flush flange

5000 kg IK10 IP68 NEW

		Cct	lm S - lm D	Opt
13 W DC - 15 W AC				
SA **77147**		**M**	1676 - 1325	**10** (10°)
SA **77148**	HC	**W**	1750 - 1381	
SA **77149**	DL	**N**	1794 - 1421	
DALI				
SA **77156**				
SA **77157**	HC			
SA **77158**	DL			
16 W DC - 18 W AC				
SA **77144**		**M**	2528 - 1633	**15** (16°)
SA **77145**	HC	**W**	2634 - 1702	**30** (37°)
SA **77146**	DL	**N**	2704 - 1753	**50** (53°)
DALI				
SA **77153**				
SA **77154**	HC			
SA **77155**	DL			
23 W DC - 25 W AC				
SA **77141**		**M**	3682 - 2400	**15** (16°)
SA **77142**	HC	**W**	3837 - 2500	**30** (37°)
SA **77143**	DL	**N**	3939 - 2575	**50** (53°)
DALI				
SA **77150**				
SA **77151**	HC			
SA **77152**	DL			

Recessed casing & accessories: (pag 741,742)

Suelo_RF | arrayLED | RGBW | 24/48 V DC



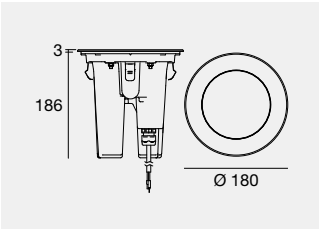



RGBW Connector

Installation with flush flange

5000 kg DMX RDM IK10 IP68 NEW RGBW

	Fin	Cct	Opt
12,6 W DC			
C00605	SA	**V** RGBW (3000 K)	**SP** (10°÷ 19°)
			ML (30°÷ 39°)
			WF (50°÷ 70°)

Electronics: **AM12** (pag 741) | Recessed casing: (pag 742)





Inground

Finishes

SA Steel/Aluminium

Cct

M 2700 **N** 4000
W 3000 **V** RGBW (3000)

Accessories

HC Honeycomb
DL Darklight

Suelo_RFJ | arrayLED | 220-240 V AC



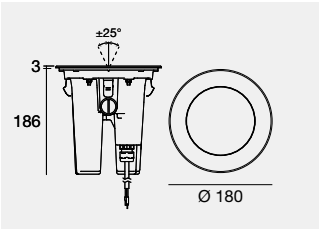

Installation with flush flange

5000 kg IK10 IP68 NEW

	Cct	lm S - lm D	Opt
13 W DC - 15 W AC			
SA **77163**	**M**	1676 - 1289	**10** (11°)
SA **77164** HC	**W**	1750 - 1344	
DALI	**N**	1794 - 1383	
SA **77169**			
SA **77170** HC			
16 W DC - 18 W AC			
SA **77161**	**M**	2528 - 1633	**15** (16°)
SA **77162** HC	**W**	2634 - 1702	**30** (37°)
DALI	**N**	2704 - 1753	**50** (53°)
SA **77167**			
SA **77168** HC			
23 W DC - 25 W AC			
SA **77159**	**M**	3682 - 2282	**15** (16°)
SA **77160** HC	**W**	3837 - 2377	**30** (37°)
DALI	**N**	3939 - 2449	**50** (53°)
SA **77165**			
SA **77166** HC			

Recessed casing & accessories: (pag 741,742)

Suelo_RFJ | arrayLED | RGBW | 24/48 V DC



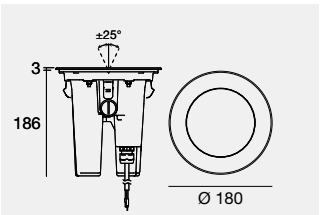



RGBW
Connector

Installation with flush flange

5000 kg DMX RDM IK10 IP68 NEW RGBW

	Fin	Cct	Opt
12,6 W DC			
C00607	**SA**	**V** RGBW (3000 K)	**SP** (10°÷ 19°)
			ML (30°÷ 39°)
			WF (50°÷ 70°)

Electronics: **AM12** (pag 741) | Recessed casing: (pag 742)





Finishes	Cct				Accessories	Inground
SA Steel/Aluminium	**M**	2700	**N**	4000	HC Honeycomb	
	W	3000	**V**	RGBW (3000)		



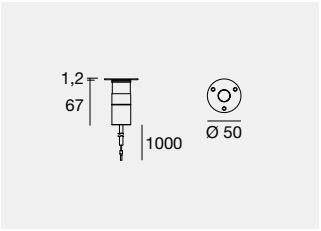

2500 kg

		Cct	lm S - lm D	Opt
C.C. - 630 mA - 2 W DC				
SA **80435**		**M**	233 - On req	**15** (22°)
BM **82538**		**W**	249 - On req	**30** (28°)
		N	266 - On req	**60** (54°)
				00 (Diffused)
C.C. - 630 mA - 2 W DC				
SA **80436**	HC	**M**	233 - On req	**15** (19°)
BM **82539**	HC	**W**	249 - On req	**30** (25°)
		N	266 - On req	**60** (44°)

Electronics: **BD** (pag 741) | Recessed casing: (pag 742)

		Cct	lm S - lm D	Opt
C.V. - 24 V DC - 2,5 W DC				
SA **80437**		**M**	233 - On req	**15** (22°)
BM **82540**		**W**	249 - On req	**30** (28°)
		N	266 - On req	**60** (54°)
				00 (Diffused)
C.V. - 24 V DC - 2,5 W DC				
SA **80438**	HC	**M**	233 - On req	**15** (19°)
BM **82541**	HC	**W**	249 - On req	**30** (25°)
		N	266 - On req	**60** (44°)

Electronics: **DH** (pag 741) | Recessed casing: (pag 742)

IT IS THE MOST ADVERSE CONDITIONS THAT ENHANCE AN EXTRAORDINARY PRODUCT



Suelo_RX | powerLED



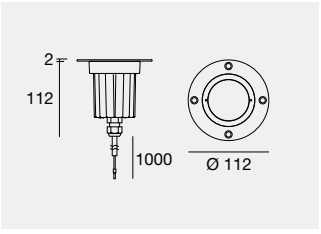

2500 kg

	Fin	Cct	lm S - lm D	Opt
C.C. - 630 mA - 2 W DC				
C00113	**SA**	**M**	174 - 149	**HS** (3°)
	BM	**W**	177 - 152	
		N	201 - 172	

Electronics: **BD** (pag 741) | Recessed casing: (pag 742)

C.V. - 24 V DC - 2,5 W DC				
C00114	**SA**	**M**	174 - 149	**HS** (3°)
	BM	**W**	177 - 152	
		N	201 - 172	

Electronics: **DL** (pag 741) | Recessed casing: (pag 742)

Suelo_RX | powerLED



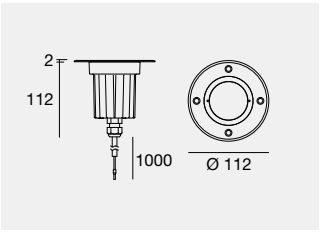

2500 kg

		Cct	lm S - lm D	Opt
C.C. - 630 mA - 8 W DC				
SA **80548**		**M**	877 - 613	**06** (9°)
		W	945 - 613	
		N	1013 - 663	
C.C. - 220 mA - 8 W DC				
SA **76705**		**M**	1041 - On req	**15** (10°÷ 19°)
		W	1087 - On req	**30** (30°÷ 39°)
		N	1114 - On req	**60** (50°÷ 70°)
				88 (Elliptic)
				12 (71°÷ 120°)
				00 (Diffused)
				07 (Asym. Ww)
C.C. - 630 mA - 8 W DC				
SA **80549**	HC	**M**	877 - 470	**06** (9°)
		W	945 - 470	
		N	1013 - 507	
C.C. - 220 mA - 8 W DC				
SA **76706**	HC	**M**	1041 - On req	**15** (10°÷ 19°)
		W	1087 - On req	**30** (30°÷ 39°)
		N	1114 - On req	**60** (50°÷ 70°)

Electronics: 630 mA **BU** - 220 mA **BF** (pag 741) | Recessed casing: (pag 742)

C.V. - 24 V DC - 9W DC				
SA **80552**		**M**	877 - 613	**06** (9°)
		W	945 - 613	
		N	1013 - 663	
C.V. - 24 V DC - 9W DC				
SA **76707**		**M**	1265 - On req	**15** (10°÷ 19°)
		W	1320 - On req	**30** (30°÷ 39°)
		N	1354 - On req	**60** (50°÷ 70°)
				88 (Elliptic)
				12 (71°÷ 120°)
				00 (Diffused)
				07 (Asym. Ww)
C.V. - 24 V DC - 9W DC				
SA **80553**	HC	**M**	877 - 470	**06** (9°)
		W	945 - 470	
		N	1013 - 507	
C.V. - 24 V DC - 9W DC				
SA **76708**	HC	**M**	1265 - On req	**15** (10°÷ 19°)
		W	1320 - On req	**30** (30°÷ 39°)
		N	1354 - On req	**60** (50°÷ 70°)

Electronics: **DC** (pag 741) | Recessed casing: (pag 742)

2500 kg

	Cct	Opt
RGBW - 630 mA - 8 W DC		
SA **81718**	**V** RGBW (3000 K)	**06** (7°÷ 9°)
	Q RGBW (4000 K)	**15** (10°÷ 19°)
		45 (40°÷ 49°)

Electronics: **CF** (pag 741) | Recessed casing: (pag 742)

Finishes

SA Steel/Aluminium
BM Brass/Aluminium

Cct

M 2700 **N** 4000 **Q** RGBW (4000)
W 3000 **V** RGBW (3000)

Accessories

HC Honeycomb



PALAZZO DELL'EMICICLO
L'Aquila (Italy)


REGIONALE
CONSIGLIO REGIONALE

Suelo_RX | powerLED | 220-240 V AC



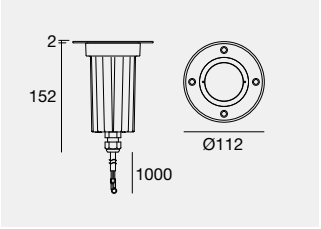

2500 kg | IK10 | IP68 | NEW

	Fin	Cct	Im S - Im D	Opt
2 W DC - 2,5 W AC				
C00116	**SA**	**M**	174 - 149	**HS** (3°)
	BM	**W**	177 - 152	
		N	201 - 172	

Recessed casing: (pag 742)

Suelo_RX | powerLED | 198-264V AC



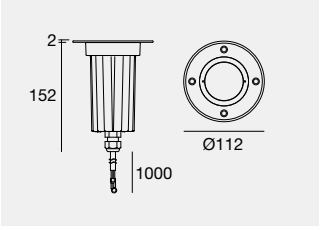

2500 kg | IK10 | IP68

		Cct	Im S - Im D	Opt
8 W DC - 9 W AC				
SA **80556**		**M**	877 - 613	**06** (9°)
		W	945 - 613	
		N	1013 - 663	
8 W DC - 9 W AC				
SA **76205**		**M**	1041 - On req	**15** (10°÷ 19°)
		W	1087 - On req	**30** (30°÷ 39°)
		N	1114 - On req	**60** (50°÷ 70°)
				88 (Elliptic)
				12 (71°÷ 120°)
				00 (Diffused)
				07 (Asym. Ww)
8 W DC - 9 W AC				
SA **80557**	HC	**M**	877 - 470	**06** (9°)
		W	945 - 470	
		N	1013 - 507	
8 W DC - 9 W AC				
SA **76721**	HC	**M**	1041 - On req	**15** (10°÷ 19°)
		W	1087 - On req	**30** (30°÷ 39°)
		N	1114 - On req	**60** (50°÷ 70°)

Recessed casing: (pag 742)

Suelo_RX Pro | powerLED



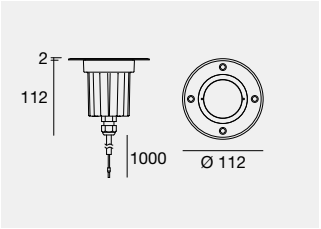

2500 kg | III | IK10 | IP68

		Cct	Im S - Im D	Opt
C.C. - 630 mA - 8 W DC				
SA **80561**		**M**	877 - 579	**06** (6°)
SA **80562**	HC	**W**	945 - 579	
SA **80563**	DL	**N**	1013 - 621	
C.C. - 220 mA - 8 W DC				
SA **76713**		**M**	1041 - On req	**15** (10°÷ 19°)
SA **76714**	HC	**W**	1087 - On req	**30** (30°÷ 39°)
		N	1114 - On req	**60** (50°÷ 70°)

Electronics: 630 mA **BU** - 220 mA **BF** (pag 741) | Recessed casing: (pag 742)

C.V. - 24 V DC - 9 W DC				
SA **80567**		**M**	877 - 579	**06** (6°)
SA **80568**	HC	**W**	945 - 579	
SA **80569**	DL	**N**	1013 - 621	
C.V. - 24 V DC - 9 W DC				
SA **76715**		**M**	1265 - On req	**15** (10°÷ 19°)
SA **76716**	HC	**W**	1320 - On req	**30** (30°÷ 39°)
		N	1354 - On req	**60** (50°÷ 70°)

Electronics: **DC** (pag 741) | Recessed casing: (pag 742)

Suelo_RX Pro | powerLED | 198-264 V AC



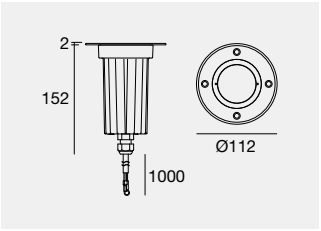

2500 kg IK10 IP68

		Cct	lm S - lm D	Opt
8 W DC - 9 W AC				
SA **80573**		**M**	877 - 579	**06** (6°)
BM **82542**		**W**	945 - 579	
SA **80574**	HC	**N**	1013 - 621	
BM **82543**	HC			
8 W DC - 9 W AC				
SA **76206**		**M**	1041 - On req	**15** (10°÷ 19°)
BM **76722**		**W**	1087 - On req	**30** (30°÷ 39°)
SA **76723**	HC	**N**	1114 - On req	**60** (50°÷ 70°)
BM **76724**	HC			

Recessed casing: (pag 742)

Suelo_RXJ | powerLED



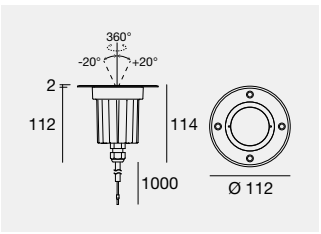

2500 kg III IK10 IP68

		Cct	lm S - lm D	Opt
C.C. - 630 mA - 8 W DC				
SA **80577**		**M**	760 - 558	**20** (20°)
		W	760 - 558	**30** (30°)
		N	821 - 603	**60** (60°)

Electronics: **BU** (pag 741) | Recessed casing: (pag 742)

		Cct	lm S - lm D	Opt
C.V. - 24 V DC - 9 W DC				
SA **80579**		**M**	760 - 558	**20** (20°)
		W	760 - 558	**30** (30°)
		N	821 - 603	**60** (60°)

Electronics: **DC** (pag 741) | Recessed casing: (pag 742)

Suelo_RXJ | powerLED | 198-264 V AC



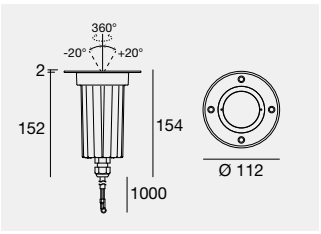

2500 kg IK10 IP68

		Cct	lm S - lm D	Opt
8 W DC - 9 W AC				
SA **80581**		**M**	760 - 558	**20** (20°)
BM **82545**		**W**	760 - 558	**30** (30°)
		N	821 - 603	**60** (60°)

Recessed casing: (pag 742)

Suelo_RX | arrayLED | 220-240 V AC



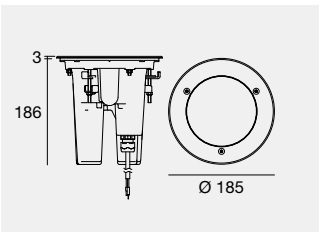

Installation with placing flange

5000 kg IK10 IP68 NEW

		Cct	lm S - lm D	Opt
13 W DC - 15 W AC				
SA **76122**		**M**	1676 - 1325	**10** (10°)
SA **76123**	HC	**W**	1750 - 1381	
SA **76124**	DL	**N**	1794 - 1421	
DALI				
SA **76131**				
SA **76132**	HC			
SA **76133**	DL			
16 W DC - 18 W AC				
SA **76119**		**M**	2528 - 1633	**15** (16°)
SA **76120**	HC	**W**	2634 - 1702	**30** (37°)
SA **76121**	DL	**N**	2704 - 1753	**50** (52°)
DALI				
SA **76128**				
SA **76129**	HC			
SA **76130**	DL			
23 W DC - 25 W AC				
SA **76116**		**M**	3682 - 2400	**15** (16°)
SA **76117**	HC	**W**	3837 - 2500	**30** (37°)
SA **76118**	DL	**N**	3939 - 2575	**50** (53°)
DALI				
SA **76125**				
SA **76126**	HC			
SA **76127**	DL			

Recessed casing & accessories: (pag 741,742)

Suelo_RX | arrayLED | RGBW | 24/48 V DC



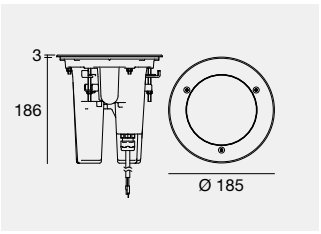



RGBW Connector

Installation with placing flange

5000 kg III DMX RDM IK10 IP68 NEW RGBW

	Fin	Cct	Opt
12,6 W DC			
C00601	**SA**	**V** RGBW (3000 K)	**SP** (10°÷ 19°)
			ML (30°÷ 39°)
			WF (50°÷ 70°)

Electronics: **AM12** (pag 741) | Recessed casing: (pag 742)





Suelo_RXJ | arrayLED | 220-240 V AC



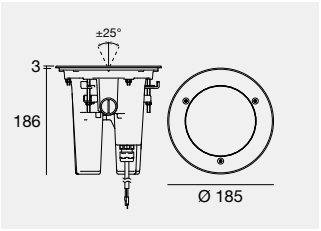

Installation with placing flange

5000 kg | IK10 | IP68 | NEW

		Cct	lm S - lm D	Opt
13 W DC - 15 W AC				
SA **76138**		**M**	1676 - 1289	**10** (11°)
SA **76139**	HC	**W**	1750 - 1344	
DALI		**N**	1794 - 1383	
SA **76144**				
SA **76145**	HC			
16 W DC - 18 W AC				
SA **76136**		**M**	2528 - 1633	**15** (16°)
SA **76137**	HC	**W**	2634 - 1702	**30** (37°)
DALI		**N**	2704 - 1753	**50** (52°)
SA **76142**				
SA **76143**	HC			
23 W DC - 25 W AC				
SA **76134**		**M**	3682 - 2282	**15** (16°)
SA **76135**	HC	**W**	3837 - 2377	**30** (37°)
DALI		**N**	3939 - 2449	**50** (52°)
SA **76140**				
SA **76141**	HC			

Recessed casing & accessories: (pag 741,742)

Suelo_RXJ | arrayLED | RGBW | 24/48 V DC



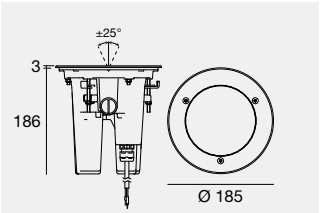



RGBW Connector

Installation with placing flange

5000 kg | III | DMX RDM | IK10 | IP68 | NEW | RGBW

	Fin	Cct	Opt
12,6 W DC			
C00576	SA	**V** RGBW (3000 K)	**SP** (10°÷ 19°) **ML** (30°÷ 39°) **WF** (50°÷ 70°)

Electronics: **AM12** (pag 741) | Recessed casing: (pag 742)



Finishes	Cct				Accessories	Inground
SA Steel/Aluminium	**M**	2700	**N**	4000	HC Honeycomb	
	W	3000	**V**	RGBW (3000)		

Suelo_RXF | arrayLED | 220-240 V AC



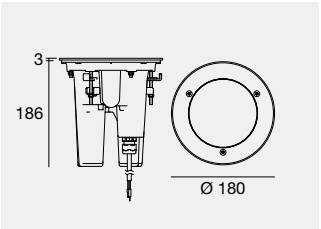

Installation with flush flange

5000 kg IK10 IP68 NEW

		Cct	lm S - lm D	Opt
13 W DC - 15 W AC				
SA **76152**		**M**	1676 - 1325	**10** (10°)
SA **76153**	HC	**W**	1750 - 1381	
SA **76154**	DL	**N**	1794 - 1421	
DALI				
SA **76161**				
SA **76162**	HC			
SA **76163**	DL			
16 W DC - 18 W AC				
SA **76149**		**M**	2528 - 1633	**15** (16°)
SA **76150**	HC	**W**	2634 - 1702	**30** (37°)
SA **76151**	DL	**N**	2704 - 1753	**50** (52°)
DALI				
SA **76158**				
SA **76159**	HC			
SA **76160**	DL			
23 W DC - 25 W AC				
SA **76146**		**M**	3682 - 2400	**15** (16°)
SA **76147**	HC	**W**	3837 - 2500	**30** (37°)
SA **76148**	DL	**N**	3939 - 2575	**50** (53°)
DALI				
SA **76155**				
SA **76156**	HC			
SA **76157**	DL			

Recessed casing & accessories: (pag 741,742)

Suelo_RXF | arrayLED | RGBW | 24/48 V DC



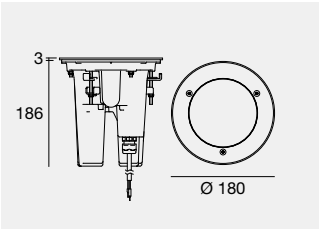



RGBW Connector

Installation with flush flange

5000 kg DMX RDM IK10 IP68 NEW RGBW

	Fin	Cct	Opt
12,6 W DC			
C00604	SA	**V** RGBW (3000 K)	**SP** (10°÷ 19°)
			ML (30°÷ 39°)
			WF (50°÷ 70°)

Electronics: **AM12** (pag 741) | Recessed casing: (pag 742)





Finishes
SA Steel/Aluminium

Cct
M 2700 **N** 4000
W 3000 **V** RGBW (3000)

Accessories
HC Honeycomb
DL Darklight

Suelo_RXFJ | arrayLED | 220-240 V AC



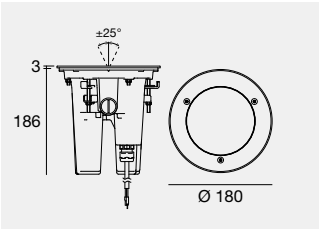

Installation with flush flange

5000 kg | IK10 | IP68 | NEW

		Cct	lm S - lm D	Opt
13 W DC - 15 W AC				
SA **76168**		**M**	1676 - 1289	**10** (11°)
SA **76169**	HC	**W**	1750 - 1344	
DALI		**N**	1794 - 1383	
SA **76174**				
SA **76175**	HC			
16 W DC - 18 W AC				
SA **76166**		**M**	2528 - 1633	**15** (16°)
SA **76167**	HC	**W**	2634 - 1702	**30** (37°)
DALI		**N**	2704 - 1753	**50** (52°)
SA **76172**				
SA **76173**	HC			
23 W DC - 25 W AC				
SA **76164**		**M**	3682 - 2282	**15** (16°)
SA **76165**	HC	**W**	3837 - 2377	**30** (37°)
DALI		**N**	3939 - 2449	**50** (52°)
SA **76170**				
SA **76171**	HC			

Recessed casing & accessories: (pag 741,742)

Suelo_RXFJ | arrayLED | RGBW | 24/48 V DC



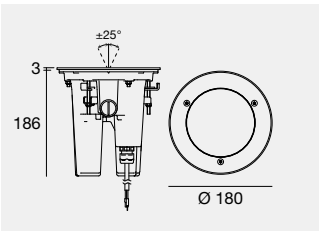



RGBW
Connector

Installation with flush flange

5000 kg | DMX RDM | IK10 | IP68 | NEW | RGBW

	Fin	Cct	Opt
12,6 W DC			
C00606	**SA**	**V** RGBW (3000 K)	**SP** (10°÷ 19°)
			ML (30°÷ 39°)
			WF (50°÷ 70°)

Electronics: **AM12** (pag 741) | Recessed casing: (pag 742)



Finishes	Cct				Accessories	Inground
SA Steel/Aluminium	**M**	2700	**N**	4000	HC Honeycomb	
	W	3000	**V**	RGBW (3000)		

Suelo_RX | arrayLED | 198-264 V AC



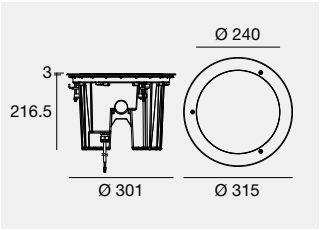

Installation with placing flange

5000 kg IK10 IP68

		Cct	lm S - lm D	Opt
44,2 W DC - 48,2 W AC				
SA **83925**		**M**	6832 - On req	**15** (19°)
DALI		**W**	7045 - On req	**30** (25°)
SA **83928**		**N**	7305 - On req	**50** (61°)
SA **83926**	HC	**M**	6832 - On req	**15** (17°)
DALI		**W**	7045 - On req	**30** (23°)
SA **83929**	HC	**N**	7305 - On req	**50** (47°)
SA **83927**	DL	**M**	6832 - On req	**15** (17°)
DALI		**W**	7045 - On req	**30** (22°)
SA **83930**	DL	**N**	7305 - On req	
SA **83937**		**M**	4849 - 3209	**06** (7°)
DALI		**W**	4849 - 3209	
SA **83938**		**N**	5235 - 3465	

5000 kg IK10 IP68 +RGBW

	Cct	Opt
RGBW - 37W DC - 41W AC		
SA **83941**	**V** RGBW (3000 K)	**15** (10°÷ 19°)
		30 (30°÷ 39°)
		50 (50°÷ 70°)

Electronics: **AM4** (pag 741) | Recessed casing, extension cables: (pag 741)

Suelo_RXJ | arrayLED | 198-264 V AC



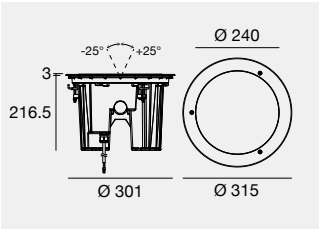

Installation with placing flange



5000 kg IK10 IP68

		Cct	lm S - lm D	Opt
44,2 W DC - 48,2 W AC				
SA **82713**		**M**	6832 - On req	**15** (19°)
DALI		**W**	7045 - On req	**30** (25°)
SA **82716**		**N**	7305 - On req	**50** (61°)
SA **82714**	HC	**M**	6832 - On req	**15** (17°)
DALI		**W**	7045 - On req	**30** (23°)
SA **82717**	HC	**N**	7305 - On req	**50** (47°)
SA **82715**	DL	**M**	6832 - On req	**15** (17°)
DALI		**W**	7045 - On req	**30** (22°)
SA **82718**	DL	**N**	7305 - On req	
SA **82719**		**M**	4849 - 3209	**06** (7°)
DALI		**W**	4849 - 3209	
SA **82720**		**N**	5235 - 3465	

5000 kg IK10 IP68 +RGBW

	Cct	Opt
RGBW - 37W DC - 41W AC		
SA **82723**	**V** RGBW (3000 K)	**15** (10°÷ 19°)
		30 (30°÷ 39°)
		50 (50°÷ 70°)

Electronics: **AM4** (pag 741) | Recessed casing, extension cables: (pag 741)

Suelo_RXF | arrayLED | 198-264 V AC



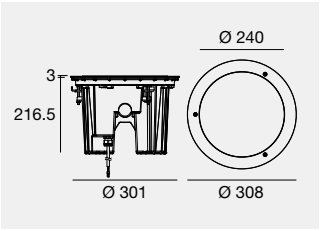

Installation with flush flange

5000 kg

		Cct	lm S - lm D	Opt
44,2 W DC - 48,2 W AC				
SA **83931**		**M**	6832 - On req	**15** (19°)
DALI		**W**	7045 - On req	**30** (25°)
SA **83934**		**N**	7305 - On req	**50** (61°)
SA **83932**	HC	**M**	6832 - On req	**15** (17°)
DALI		**W**	7045 - On req	**30** (23°)
SA **83935**	HC	**N**	7305 - On req	**50** (47°)
SA **83933**	DL	**M**	6832 - On req	**15** (17°)
DALI		**W**	7045 - On req	**30** (22°)
SA **83936**	DL	**N**	7305 - On req	
SA **83939**		**M**	4849 - 3209	**06** (7°)
DALI		**W**	4849 - 3209	
SA **83940**		**N**	5235 - 3465	

5000 kg

	Cct	Opt
RGBW - 37W DC - 41W AC		
SA **83942**	**V** RGBW (3000 K)	**15** (10°÷ 19°)
		30 (30°÷ 39°)
		50 (50°÷ 70°)

Electronics: **AM4** (pag 741) | Recessed casing, extension cables: (pag 741)

Suelo_RXFJ | arrayLED | 198-264 V AC



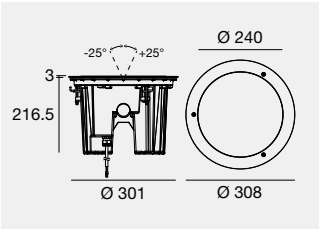

Installation with flush flange



5000 kg

		Cct	lm S - lm D	Opt
44,2 W DC - 48,2 W AC				
SA **83776**		**M**	6832 - On req	**15** (19°)
DALI		**W**	7045 - On req	**30** (25°)
SA **83779**		**N**	7305 - On req	**50** (61°)
SA **83777**	HC	**M**	6832 - On req	**15** (17°)
DALI		**W**	7045 - On req	**30** (23°)
SA **83780**	HC	**N**	7305 - On req	**50** (47°)
SA **83778**	DL	**M**	6832 - On req	**15** (17°)
DALI		**W**	7045 - On req	**30** (22°)
SA **83781**	DL	**N**	7305 - On req	
SA **82721**		**M**	4849 - 3209	**06** (7°)
DALI		**W**	4849 - 3209	
SA **82722**		**N**	5235 - 3465	

5000 kg

	Cct	Opt
RGBW - 37W DC - 41W AC		
SA **82724**	**V** RGBW (3000 K)	**15** (10°÷ 19°)
		30 (30°÷ 39°)
		50 (50°÷ 70°)

Electronics: **AM4** (pag 741) | Recessed casing, extension cables: (pag 741)

Suelo_RDX | powerLED | 198-264 V AC



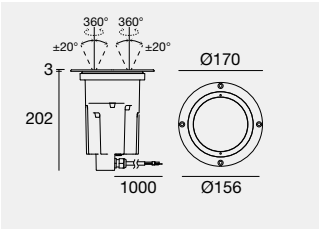

Suelo_RDX | powerLED | 198-264 V AC



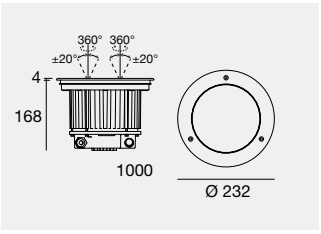

Suelo_Brass | powerLED | 190-250 V AC



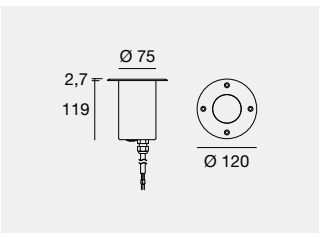

IK10 IP68 2500 kg

		Cct	lm S - lm D	Opt	
12 W DC - 13,5 W AC					
SA	**81619**	**M**	1114 - 435	**15**	2x (19°)
		W	1176 - 457	**30**	2x (26°)
		N	1300 - 505	**60**	2x (65°)

Recessed casing: (pag 742)

IK10 IP68 2500 kg

		Cct	lm S - lm D	Opt	
24 W DC - 26 W AC					
SA	**81620**	**M**	3352 - On req	**15**	2x (15°)
		W	3500 - On req	**30**	2x (25°)
		N	3588 - On req	**60**	2x (51°)

Recessed casing: (pag 742)

IK09 IP68 2000 kg

			Cct	lm S - lm D	Opt	
8 W DC - 9 W AC						
BS	**82266**		**M**	1132 - On Req	**06**	(7°÷ 9°)
			W	1182 - On Req		
			N	1212 - On Req		
BS	**82267**		**M**	1132 - On Req	**15**	(10°÷ 19°)
			W	1182 - On Req	**35**	(30°÷ 39°)
			N	1212 - On Req	**60**	(50°÷ 70°)
BS	**82268**	HC	**M**	1132 - On Req	**06**	(7°÷ 9°)
			W	1182 - On Req		
			N	1212 - On Req		
BS	**82269**	HC	**M**	1132 - On Req	**15**	(10°÷ 19°)
			W	1182 - On Req	**35**	(30°÷ 39°)
			N	1212 - On Req	**60**	(50°÷ 70°)

Recessed casing: (pag 742)



Receded optical compartment

Independent tilting

Optics customisable separately upOn Request

Electronics

AM4

DMX	C-E700026	98986	98985/99390
Controllers Pag. 963	DMX/RDM addresser	120 Ohm DMX line closure	Splitter ALLinONE Start & Continuity Pag. 972

AM12

99784	DMX	C-E700026	C-W400004+C-C100014	98985/99390	98986
ON/OFF 150W CV 48V 219 x 63 x h 35 80	Controllers Pag. 963	DMX/RDM addresser	IN&OUT ALLinONE	Splitter ALLinONE Start & Continuity Pag. 972	120 Ohm DMX line closure

BD

89420	C-E200008	99186	C-E200002
ON/OFF 1 - 2 art. 74 x 65 x h 27	ON/OFF 3 - 6 art. 135 x 26 x h 26 35	ON/OFF 6 - 12 art. 117 x 92 x h 38	DALI/PUSH 5 - 12 art. 125 x 45 x h 30 55

BF

99342	C-E200005
ON/OFF 1 art. 100 x 80 x h 31	DALI/PUSH 1 art. 125 x 45 x h 30 55

BW

C-E200007	99185	C-E200003
ON/OFF 1 - 2 art. 135 x 26 x h 26 35	ON/OFF 2 - 4 art. 117 x 92 x h 38	DALI/PUSH 2 - 4 art. 125 x 45 x h 30 55

CV

C-E700003+C-W600001	C-E500014	DMX	Driver CV	Switching
Dimmer RF 2 - 4 art. 175 x 45 x h 27 52	Dimmer DMX 2 - 4 art. 107 x 96 x h 39	Controllers Pag. 963	CV 48V Pag. 951	CV 48V Pag. 945-946

DC

89179	89359	99331	99660	C-E500023	+ driver 24V DC	
ON/OFF 1 - 2 art. 92 x 117 x h 38	ON/OFF 1 - 5 art. 115 x 140 x h 50	ON/OFF 1 - 15 art. 158 x 60 x h 35	Dimmer DALI - 0/1-10V 149 x 37 x h 31 48	Dimmer DALI/PUSH 0/1-10V 80 x 40 x h 25 48	99331 150W 1-15 art. 70	99786 240W 1-24 art. 81

DL

89488	89179	89359	99660	C-E500023	+ driver 24V DC	
ON/OFF 1 - 5 art. 80 x 100 x h 31	ON/OFF 1 - 9 art. 92 x 117 x h 38	ON/OFF 1 - 18 art. 115 x 140 x h 50	Dimmer DALI - 0/1-10V 149 x 37 x h 31 48	Dimmer DALI/PUSH 0/1-10V 80 x 40 x h 25 48	99331 150W 1-50 art. 70	99786 240W 1-80 art. 81

AM8

99785	DMX	C-E700026	98986	98985/99390
ON/OFF 240W CV 48V 244 x 71 x h 38 81	Controllers Pag. 963	DMX/RDM addresser	120 Ohm DMX line closure	Splitter ALLinONE Start & Continuity Pag. 972

BB

89419	89421	99183	C-E200004
ON/OFF 1 - 2 art. 74 x 65 x h 27	ON/OFF 3 - 6 art. 74 x 65 x h 27	ON/OFF 6 - 12 art. 100 x 80 x h 31	DALI/PUSH 5 - 12 art. 125 x 45 x h 30 55

BE

89421	C-E200006	C-E200004
ON/OFF 1 art. 74 x 65 x h 27	ON/OFF 2 - 3 art. 135 x 26 x h 26 35	DALI/PUSH 2 - 3 art. 125 x 45 x h 30 55

BU

C-E200008	99186	C-E200002
ON/OFF 1 art. 135 x 26 x h 26 35	ON/OFF 2 - 3 art. 117 x 92 x h 38	DALI/PUSH 2 - 3 art. 125 x 45 x h 30 55

CF

C-E700003+C-W600001	C-E500011	DMX	Driver CV	Switching
Dimmer RF 6 - 12 art. 175 x 45 x h 27 52	Dimmer DMX 6 - 12 art. 107 x 96 x h 39	Controllers Pag. 963	CV 48V Pag. 951	CV 48V Pag. 945-946

DB

89488	89179	89359	99660	C-E500023	+ driver 24V DC	
ON/OFF 1 - 7 art. 80 x 100 x h 31	ON/OFF 1 - 12 art. 92 x 117 x h 38	ON/OFF 1 - 24 art. 115 x 140 x h 50	Dimmer DALI - 0/1-10V 149 x 37 x h 31 48	Dimmer DALI/PUSH 0/1-10V 80 x 40 x h 25 48	99331 150W 1-27 art. 70	99786 240W 1-42 art. 81

DH

89488	89179	89359	99660	C-E500023	+ driver 24V DC	
ON/OFF 1 - 6 art. 80 x 100 x h 31	ON/OFF 1 - 10 art. 92 x 117 x h 38	ON/OFF 1 - 21 art. 115 x 140 x h 50	Dimmer DALI - 0/1-10V 149 x 37 x h 31 48	Dimmer DALI/PUSH 0/1-10V 80 x 40 x h 25 48	99331 150W 1-67 art. 70	99786 240W 1-108 art. 81



Recessed casings (R collection)



PVC 84918 Recessed casings

suitable for: Suelo_R Ø35 h44



PVC 84936 Recessed casings

suitable for: Suelo_R Ø64 h64
Suelo_RJ Ø64 h64



PVC 99680 Recessed casings

suitable for: Suelo_R /_R Pro /_RJ Pro Ø92 h112



PVC 83328 * Recessed casings

suitable for: Suelo_R /_RJ Ø185 h186
Suelo_RF /_RFJ Ø180 h186
*To be completed with: 83329 or 83331.



PVC 99684 Recessed casings

suitable for: Suelo_R Pro Ø35 h67



PVC 84935 Recessed casings

suitable for: Suelo_R /_R Pro /_RJ Ø64 h129



PVC 99681 Recessed casings

suitable for: Suelo_R /_R Pro /_RJ Pro Ø92 h152

Recessed casings (RX collection)



PVC 99685 Recessed casings

suitable for: Suelo_RX Pro Ø50 h67



PVC 98122 Recessed casings

suitable for: Suelo_RX /_RX Pro /_RXJ Ø112 h152



PVC 83096 * Recessed casings

suitable for: Suelo_RX /_RXJ Ø315 h216,5
Suelo_RXF /_RXFJ Ø308 h216,5
*To be completed with: 83097 or 83098.



PVC 98121 Recessed casings

suitable for: Suelo_RX /_RX Pro /_RXJ Ø112 h112



PVC 83328 * Recessed casings

suitable for: Suelo_RX /_RXJ Ø185 h186
Suelo_RXF /_RXFJ Ø180 h186
*To be completed with: 83329 or 83331.

Recessed casings (RDX / Brass collection)

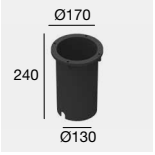

PVC 84932 Recessed casings

suitable for: Suelo_RDX Ø156 h202



PVC 84900 Recessed casings

suitable for: Suelo_Brass Ø120 h119



PVC 99794 Recessed casings

suitable for: Suelo_RDX Ø232 h168

Accessories and extension cables

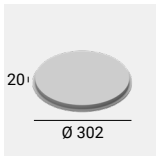

PO **83097** Template for installation with placing flange

suitable for: 83096

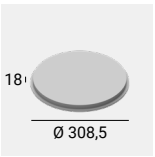

PO **83098** Template for installation with flush flange

suitable for: 83096



ZN **93099** Caseback

suitable for: 83096



ZN **83330** Caseback

suitable for: 83328

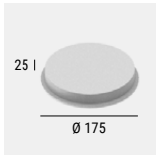

PO **83331** Template for installation with placing flange

suitable for: 83328



PO **83329** Template for installation with flush flange

suitable for: 83328



AllinOne DMX 190-250V AC

98662 M. / F. 6 pin (L 1 m)

98663 M. / F. 6 pin (L 5 m)

suitable for: Suelo RGBW 12,6W / 37W



98986 ALLinONE splitter power/DMX _ DMX line closure adapter

suitable for: Suelo RGBW 12,6W / 37W

Pag. 972



98985 ALLinONE splitter power/DMX_Start splitter

suitable for: Suelo RGBW 12,6W / 37W

Pag. 972



99390 ALLinONE splitter power/DMX_Continuity splitter

suitable for: Suelo RGBW 12,6W / 37W

Pag. 972



C-W400004 T-shaped connector for parallel connection

suitable for: Suelo_RGBW 12,6W

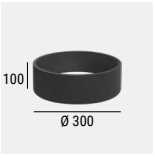

C-C100014 Outercase riser for parallel connections (screws included)

suitable for: 83328



FRANTOIO CENTUMBRIE
Agello, Perugia (Italy)

Architectural design:
Architect Gianmarco Balucani

System and lighting design:
Prait, Simone Suriani

Designer:
Miriam Cinaglia

Photography:
Matteo Canestraro

SUELO316

AISI 316L stainless steel body.
AISI 316L stainless steel flange.





Which can be easily adjusted using a slotted screwdriver on the relevant screw, the optic group can be angled from -30°/+30°



Suelo316_R | powerLED | 350 mA | 1 W DC



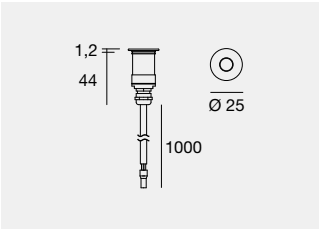

2500 kg | C.C. | IK09 | IP68

	Cct	lm S - lm D	Opt
SE 80432	M	145 - 105	20 (26°)
	W	154 - 112	35 (36°)
	N	165 - 120	

Electronics: **BB** (pag 749) | Recessed casing: (pag 749)

Suelo316_R | arrayLED | 350 mA | 3 W DC



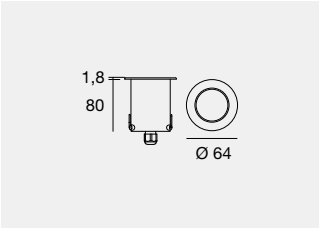

2500 kg | C.C. | IK08 | IP68 | NEW

	Cct	lm S - lm D	Opt
SE 76036	M	482 - 377	15 (15°)
	W	500 - 391	30 (23°)
	N	526 - 411	45 (35°)

Electronics: **BN** (pag 749) | Recessed casing: (pag 749)

Suelo316_R | arrayLED | 220-240 V AC | 3 W DC - 3,5 W AC



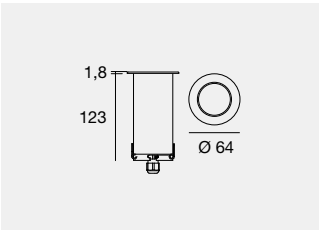

2500 kg | C.C. | IK08 | IP68 | NEW

	Cct	lm S - lm D	Opt
SE 76038	M	482 - 377	15 (15°)
	W	500 - 391	30 (23°)
	N	526 - 411	45 (35°)

Recessed casing: (pag 749)

Suelo316_RJ | arrayLED | 350 mA | 3 W DC



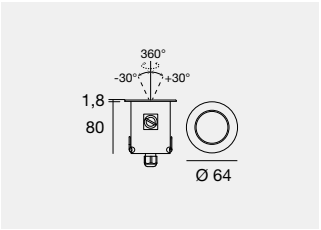

2500 kg | C.C. | IK08 | IP68 | NEW

	Cct	lm S - lm D	Opt
SE 76037	M	482 - 280	15 (19°)
	W	500 - 291	30 (28°)
	N	526 - 306	45 (55°)

Electronics: **BN** (pag 749) | Recessed casing: (pag 749)

Suelo316_RJ | arrayLED | 220-240 V AC | 3 W DC - 3,5 W AC



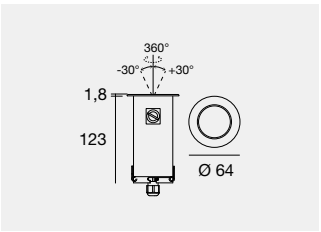

2500 kg | C.C. | IK08 | IP68 | NEW

	Cct	lm S - lm D	Opt
SE 76039	M	482 - 280	15 (19°)
	W	500 - 291	30 (28°)
	N	526 - 306	45 (55°)

Recessed casing: (pag 749)

Suelo316_RX | powerLED | 198-264 V AC | 2 W DC - 3 W AC



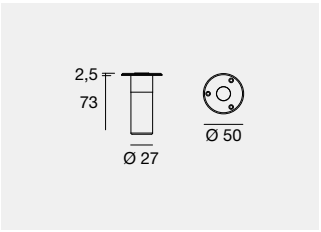

2500 kg | IK09 | IP67 | ID

	Cct	lm S - lm D	Opt
SE 83588	M	233 - 131	08 (10°)
	W	249 - 149	15 (21°)
	N	266 - 159	30 (26°)
			60 (57°)
			00 (Diffused)

Recessed casing: (pag 749)

Suelo316_RX | arrayLED | 220 mA | 7,2 W DC



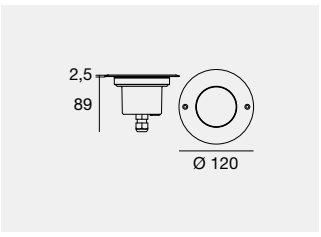

3000 kg | C.C. | IK10 | IP68 | NEW

	Cct	lm S - lm D	Opt
SE **76040**	**M**	1132 - On req	**15** (16°)
	W	1182 - On req	**30** (28°)
	N	1212 - On req	**60** (60°)

Electronics: **BF** (pag 749) | Recessed casing: (pag 749)

Suelo316_RX | arrayLED | 220-240 V AC | 5,4 W DC - 7W AC



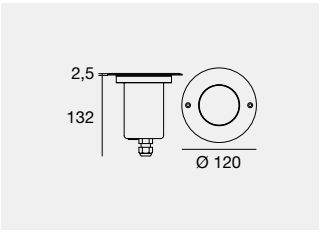

3000 kg | IK10 | IP68 | NEW

	Cct	lm S - lm D	Opt
SE **76042**	**M**	1132 - On req	**15** (16°)
	W	1182 - On req	**30** (28°)
	N	1212 - On req	**60** (60°)

Recessed casing: (pag 749)

Suelo316_RXJ | arrayLED | 220 mA | 7,2 W DC



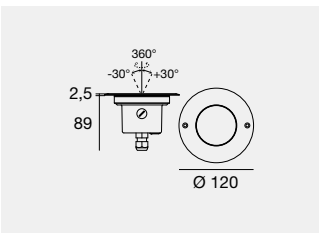

3000 kg | C.C. | IK10 | IP68 | NEW

	Cct	lm S - lm D	Opt
SE **76041**	**M**	1132 - On req	**15** (21°)
	W	1182 - On req	**30** (38°)
	N	1212 - On req	**60** (66°)

Electronics: **BF** (pag 749) | Recessed casing: (pag 749)

Suelo316_RXJ | arrayLED | 220-240 V AC | 5,4 W DC - 7W AC



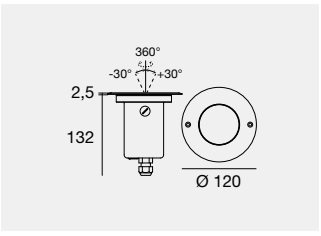

3000 kg | IK10 | IP68 | NEW

	Cct	lm S - lm D	Opt
SE **76043**	**M**	1132 - On req	**15** (21°)
	W	1182 - On req	**30** (38°)
	N	1212 - On req	**60** (66°)

Recessed casing: (pag 749)

Suelo316_RX | arrayLED | 220-240 V AC | 16,2 W DC - 18 W AC



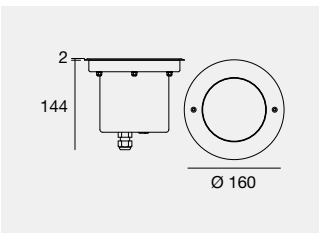

3000 kg | IK10 | IP68 | NEW

	Cct	lm S - lm D	Opt
SE **76048**	**M**	2528 - On req	**15** (15°)
	W	2634 - On req	**30** (35°)
DALI	**N**	2704 - On req	**60** (50°)
SE **76074**			

Recessed casing: (pag 749)

Suelo316_RXJ | arrayLED | 220-240 V AC | 16,2 W DC - 18 W AC



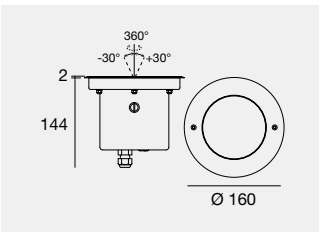

3000 kg | IK10 | IP68 | NEW

	Cct	lm S - lm D	Opt
SE **76049**	**M**	2528 - On req	**15** (21°)
	W	2634 - On req	**30** (32°)
DALI	**N**	2704 - On req	**60** (53°)
SE **76075**			

Recessed casing: (pag 749)



Installation with placing flange (R / RJ / RX / RXJ)

Finishes **Cct**

SE Stainless Steel **M** 2700 **N** 4000 **W** 3000

Suelo316_RXF | arrayLED | 220 mA | 7,2 W DC



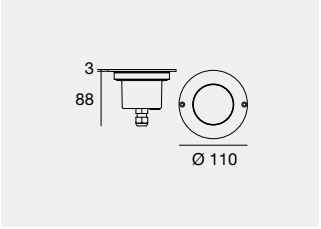

3000 kg | C.C. | IK10 | IP68 | NEW

	Cct	Im S - Im D	Opt
SE 76044	M	1132 - On req	15 (16°)
	W	1182 - On req	30 (28°)
	N	1212 - On req	60 (60°)

Electronics: **BF** (pag 749) | Recessed casing: (pag 749)

Suelo316_RXF | arrayLED | 220-240 V AC | 5,4 W DC - 7W AC



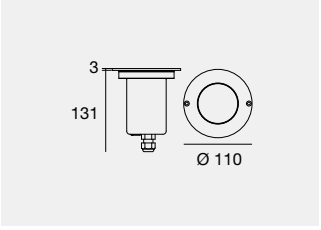

3000 kg | C.C. | IK10 | IP68 | NEW

	Cct	Im S - Im D	Opt
SE 76046	M	805 - On req	15 (16°)
	W	840 - On req	30 (28°)
	N	862 - On req	60 (60°)

Recessed casing: (pag 749)

Suelo316_RXFJ | arrayLED | 220 mA | 7,2 W DC



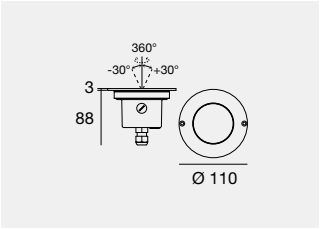

3000 kg | C.C. | IK10 | IP68 | NEW

	Cct	Im S - Im D	Opt
SE 76045	M	1132 - On req	15 (21°)
	W	1182 - On req	30 (38°)
	N	1212 - On req	60 (66°)

Electronics: **BF** (pag 749) | Recessed casing: (pag 749)

Suelo316_RXFJ | arrayLED | 220-240 V AC | 5,4 W DC - 7 W AC



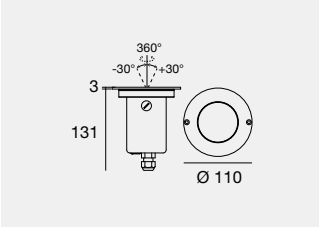

3000 kg | C.C. | IK10 | IP68 | NEW

	Cct	Im S - Im D	Opt
SE 76047	M	805 - On req	15 (21°)
	W	840 - On req	30 (38°)
	N	862 - On req	60 (66°)

Recessed casing: (pag 749)

Suelo316_RXF | arrayLED | 220-240 V AC | 16,2 W DC - 18 W AC



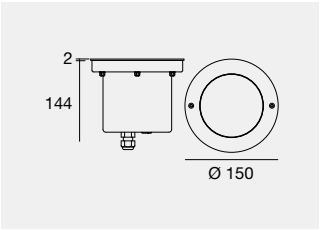

3000 kg | IK10 | IP68 | NEW

	Cct	Im S - Im D	Opt
SE 76050	M	2528 - On req	15 (15°)
	W	2634 - On req	30 (35°)
DALI	N	2704 - On req	60 (50°)
SE 76076			

Recessed casing: (pag 749)

Suelo316_RXFJ | arrayLED | 220-240 V AC | 16,2 W DC - 18 W AC



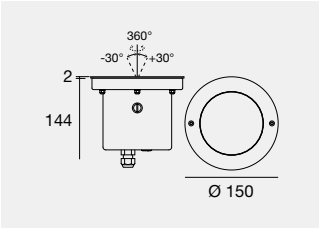

3000 kg | IK10 | IP68 | NEW

	Cct	Im S - Im D	Opt
SE 76051	M	2528 - On req	15 (21°)
	W	2634 - On req	30 (32°)
DALI	N	2704 - On req	60 (53°)
SE 76077			

Recessed casing: (pag 749)



Installation with flush flange (RXF / RXFJ)

Finishes

SE Stainless Steel

Cct

M 2700 **N** 4000
W 3000



Electronics

BB

89419	89421	99183	C-E200004
ON/OFF	ON/OFF	ON/OFF	DALI/PUSH
1 - 2 art.	3 - 6 art.	6 - 12 art.	5 - 12 art.
74 x 65 x h 27	74 x 65 x h 27	100 x 80 x h 31	125 x 45 x h 30
			55

BF

99342	C-E200005
ON/OFF	DALI/PUSH
1 art.	1 art.
100 x 80 x h 31	125 x 45 x h 30
	55

BN

89421	C-E200006	C-E200004
ON/OFF	ON/OFF	DALI/PUSH
1 - 2 art.	2 - 4 art.	2 - 4 art.
74 x 65 x h 27	135 x 26 x h 26	125 x 45 x h 30
	35	55

Recessed casings R collection



PVC 99676 Recessed casings for installation with placing flange

suitable for: Suelo316_R Ø25 h44



PVC 84936 Recessed casings for installation with placing flange

suitable for: Suelo316_R Ø64 h80
Suelo316_RJ Ø64 h80



PVC 84935 Recessed casings for installation with placing flange

suitable for: Suelo316_R Ø64 h123
Suelo316_RJ Ø64 h123

Recessed casings RX collection



PVC 99685 Recessed casings for installation with placing flange

suitable for: Suelo316_RX Ø50 h73



PVC C-C100018 Recessed casings for installation with placing flange

suitable for: Suelo316_RX /_RXJ Ø120 h89
Suelo316_RX /_RXJ Ø120 h132



PVC C-C100019 Recessed casings for installation with placing flange

suitable for: Suelo316_RX /_RXJ Ø160 h144



PVC 98134 Recessed casings for installation with flush flange

suitable for: Suelo316_RXF /_RXFJ Ø110 h88
Suelo316_RXF /_RXFJ Ø110 h131



PVC 98133 Recessed casings for installation with flush flange

suitable for: Suelo316_RXF /_RXFJ Ø150 h144

Accessories

Connector 2 ways



PVC 84893 IP68 min. 2x0,5 mm2
max. 2x2,5 mm2

suitable for: Suelo316

Connector 4 ways

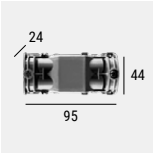

PVC 84894 IP68
max. 4x1,5 mm2

suitable for: Suelo316

ORMA

Aluminium body. AISI 316L stainless steel flange.
Extra-clear tempered glass diffuser.



ALL THE TECHNOLOGY COMBINED IN 51 MILLIMETRES

Vast range
Orma is a complete recess-mounted family with compact sizes, and sturdy, reliable materials with high grades of protection: temporary IK10 and IP68, ideal for tight installation spaces. In addition to the embossed steel flange, the range is enriched by the new Brass finish. The recess-mounted steel flange is completed by the brand new version with an all-glass front flush with the floor and a path-marker with concentric optics. The swinging versions can also be easily and quickly directed using a flat screwdriver on the specific screw, without having to open the lamp body and consequently taking the risk of compromising the waterproof seal. Orma was conceived with a unique application versatility which provides the designer with a vast range of possible shapes, finish and optics combinations. Flush, all-glass or in metal, Orma can adapt to any setting, even the most unusual one.



ORMA & ORMA_Q ADJUSTABLE

Which can be easily adjusted using a slotted screwdriver on the relevant screw, the optic group can be angled from -20°/+20°





Orma family

Orma_QC	Orma_C	Orma_I _Q	Orma_AB _IB
			
444	447	659	793

Frameless installation (F / QF collection)



_F / _FJ Pag 753

W 1-1,5-4-5-8-9-12-13
mm **Ø 22,5-56-87-127**

_FL Pag 754

W 1-1,5-2-2,5-4-5
mm **Ø 22,5-56-87-127**

_FO Pag 756

W 1-1,5-2-2,5-4-5
mm **Ø 42-56-87-127**
Opt **Diffused**

Cct 2700-3000-4000
Acc.
Elec. On/Off-DALI/PUSH
Col. WH BB GG



_QF / _QFJ Pag 767

W 2-2,5-4-5-8-9
mm ☐ **36-60-90**

Opt **Spot-Flood-M.Flood M.W.Flood-W.Flood**
Cct 2700-3000-4000
Acc. HC-DL
Elec. On/Off-0/1-10V-DALI
Col. GA

_QFL Pag 770

W 1-1,5-2-2,5
mm ☐ **36-60-90**

Opt **Diffused**
Cct 2700-3000-4000
Acc.
Elec. On/Off-0/1-10V-DALI
Col. GA



Installation with flush flange (A collection)



_A / _AJ Pag 757

W 4-5-8-9-12-13
mm **Ø 54-85-125**
Opt **Spot-Flood-M.Flood M.W.Flood-W.Flood**
Cct 2700-3000-4000-RGBW
Acc. HC-DL
Elec. On/Off-DALI/PUSH-DMX
Col. SA

_AL Pag 759

W 1-1,5-2-2,5-4-4,5
mm **Ø 54-85-125**
Opt **Diffused**

Cct 2700-3000-4000
Acc. HC-DL
Elec. On/Off-0/1-10V-DALI
Col. SA

_AB Blade Pag 793

W 8-9
mm **Ø 85**
Opt **Blade**

Cct 2700-3000-4000
Acc.
Elec. On/Off-0/1-10V-DALI
Col. SA



Installation with swing flange (I / Q collection)



_I / _IJ Pag 762

W 4-5-7-8-9-11,5-12-13
mm **Ø 64-97-138**

_IL Pag 766

W 1-1,5-2-2,5-4-5-7
mm **Ø 64-97-138**

_IB Blade Pag 793

W 8-9
mm **Ø 97**
Opt **Blade**

Cct 2700-3000-4000
Acc.
Elec. On/Off-0/1-10V-DALI
Col. SA



_Q / _QJ Pag 771

W 4-5-8-9
mm ☐ **85-112**

Opt **N.Spot-Spot-Flood-M.Flood M.W.Flood-W.Flood Elliptic Flood-Diffused**
Cct 2700-3000-4000-RGBW
Acc. HC-DL
Elec. On/Off-0/1-10V-DALI-DMX
Col. SA BM

_QL Pag 772

W 1,5-2-2,5
mm ☐ **85-112**

Opt **Diffused**
Cct 2700-3000-4000
Acc.
Elec. On/Off-0/1-10V-DALI
Col. SA



Orma_F | powerLED



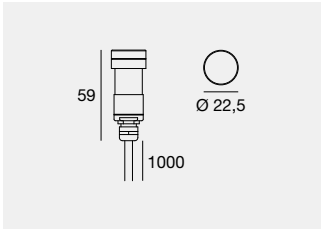

2000 kg

		Cct	Im S - Im D	Opt
C.C. - 350 mA - 1 W DC				
GA **82697**		**M**	145 - On req	**20** (26°)
		W	154 - On req	**35** (45°)
		N	165 - On req	

Electronics: **BB** (pag 776) | Recessed casing: (pag 774,775)

Orma_F | powerLED



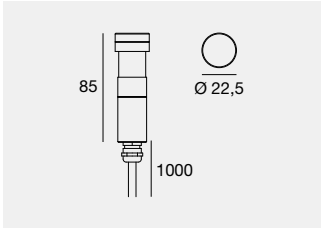

2000 kg

		Cct	Im S - Im D	Opt
C.V. - 24 V DC - 1,5 W DC				
GA **82698**		**M**	145 - On req	**20** (26°)
		W	154 - On req	**35** (45°)
		N	165 - On req	

Electronics: **DI** (pag 776) | Recessed casing: (pag 774,775)

Orma_F | powerLED



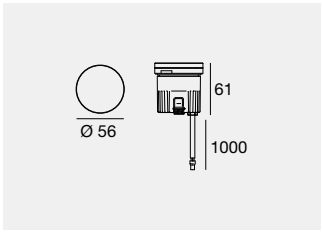

2000 kg

		Cct	Im S - Im D	Opt
C.C. - 350 mA - 4 W DC				
GA **82657**		**M**	490 - 287	**15** (16°)
GA **82658**	HC	**W**	490 - 287	**30** (30°)
GA **82659**	DL	**N**	529 - 309	**60** (55°)

Electronics: **BE** (pag 776) | Recessed casing: (pag 774,775)

C.V. - 24 V DC - 5 W DC

GA **82660**		**M**	490 - 287	**15** (16°)
GA **82661**	HC	**W**	490 - 287	**30** (30°)
GA **82662**	DL	**N**	529 - 309	**60** (55°)

Electronics: **DB** (pag 776) | Recessed casing: (pag 774,775)

Orma_F | arrayLED



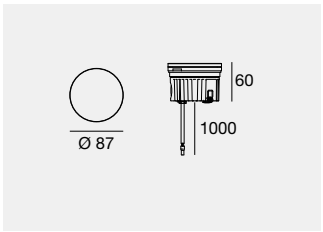

		Cct	Im S - Im D	Opt
C.C. - 220 mA - 8 W DC				
GA **82669**		**M**	1132 - 717	**15** (17°)
GA **82670**	HC	**W**	1182 - 748	**30** (30°)
GA **82671**	DL	**N**	1212 - 767	**60** (60°)

Electronics: **BF** (pag 776) | Recessed casing: (pag 774,775)

C.V. - 24 V DC - 9 W DC

GA **82672**		**M**	1265 - 801	**15** (17°)
GA **82673**	HC	**W**	1320 - 836	**30** (30°)
GA **82674**	DL	**N**	1354 - 857	**60** (60°)

Electronics: **DC** (pag 776) | Recessed casing: (pag 774,775)

Orma_F | arrayLED



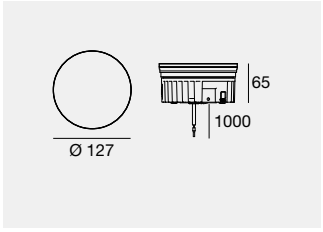

		Cct	Im S - Im D	Opt
C.C. - 350 mA - 12 W DC				
GA **82683**		**M**	2015 - 1596	**15** (12°)
GA **82684**	HC	**W**	2100 - 1663	**30** (31°)
GA **82685**	DL	**N**	2156 - 1708	**60** (57°)

Electronics: **BG** (pag 776) | Recessed casing: (pag 774,775)

C.V. - 24 V DC - 13 W DC

GA **82686**		**M**	1876 - 1486	**15** (12°)
GA **82687**	HC	**W**	1959 - 1552	**30** (31°)
GA **82688**	DL	**N**	2010 - 1592	**60** (57°)

Electronics: **DD** (pag 776) | Recessed casing: (pag 774,775)

Orma_FJ | powerLED



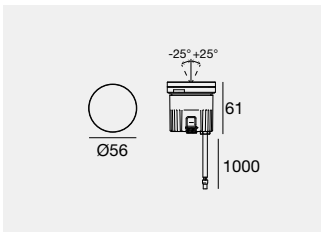

2000 kg

	Cct	Im S - Im D	Opt
C.C. - 350 mA - 4 W DC			
GA **82663**	**M**	490 - 287	**15** (16°)
	W	490 - 287	**30** (30°)
	N	529 - 309	**60** (55°)

Electronics: **BE** (pag 776) | Recessed casing: (pag 774,775)

C.V. - 24 V DC - 5 W DC			
GA **82664**	**M**	490 - 287	**15** (16°)
	W	490 - 287	**30** (30°)
	N	529 - 309	**60** (55°)

Electronics: **DB** (pag 776) | Recessed casing: (pag 774,775)

Orma_FJ | arrayLED



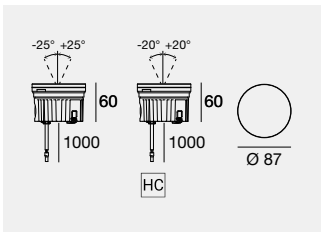

	Cct	Im S - Im D	Opt
C.C. - 220 mA - 8 W DC			
GA **82675**	**M**	1132 - 717	**15** (17°)
GA **82676** HC	**W**	1182 - 748	**30** (30°)
	N	1212 - 767	**60** (60°)

Electronics: **BF** (pag 776) | Recessed casing: (pag 774,775)

C.V. - 24 V DC - 9 W DC			
GA **82677**	**M**	1265 - 801	**15** (17°)
GA **82678** HC	**W**	1320 - 836	**30** (30°)
	N	1354 - 857	**60** (60°)

Electronics: **DC** (pag 776) | Recessed casing: (pag 774,775)

Orma_FJ | arrayLED



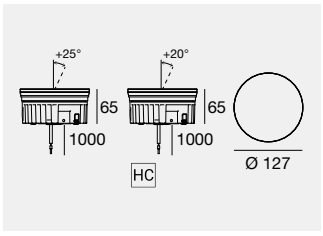

	Cct	Im S - Im D	Opt
C.C. - 350 mA - 12 W DC			
GA **82689**	**M**	2015 - 1596	**15** (22°)
GA **82690** HC	**W**	2100 - 1663	**30** (30°)
	N	2156 - 1708	**60** (58°)

Electronics: **BG** (pag 776) | Recessed casing: (pag 774,775)

C.V. - 24 V DC - 13 W DC			
GA **82691**	**M**	1876 - 1486	**15** (22°)
GA **82692** HC	**W**	1959 - 1552	**30** (30°)
	N	2010 - 1592	**60** (58°)

Electronics: **DD** (pag 776) | Recessed casing: (pag 774,775)

Orma_FL | powerLED



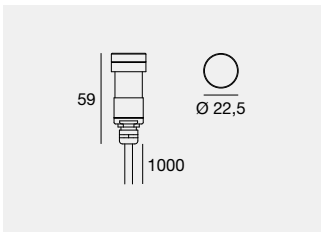

2000 kg

	Cct	Im S - Im D	Opt
C.C. - 350 mA - 1 W DC			
GA **82699**	**M**	145 - On req	**00** (Diffused)
	W	154 - On req	
	N	165 - On req	

Electronics: **BB** (pag 776) | Recessed casing: (pag 774,775)

Orma_FL | powerLED



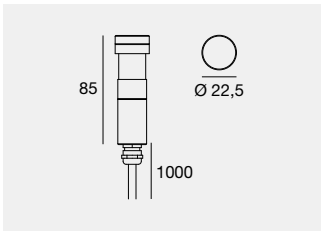

2000 kg

	Cct	Im S - Im D	Opt
C.V. - 24 V DC - 1,5 W DC			
GA **82700**	**M**	145 - On req	**00** (Diffused)
	W	154 - On req	
	N	165 - On req	

Electronics: **DI** (pag 776) | Recessed casing: (pag 774,775)

Orma_FL | powerLED



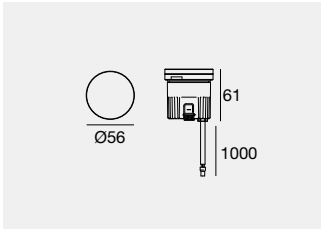

2000 kg

	Cct	Im S - Im D	Opt
C.C. - 350 mA - 1 W DC			
GA **82667**	**M**	145 - On req	**00** (Diffused)
	W	154 - On req	
	N	165 - On req	

Electronics: **BB** (pag 776) | Recessed casing: (pag 774,775)

C.V. - 24 V DC - 1,5 W DC			
GA **82668**	**M**	145 - On req	**00** (Diffused)
	W	154 - On req	
	N	165 - On req	

Electronics: **DI** (pag 776) | Recessed casing: (pag 774,775)

Orma_FL | powerLED



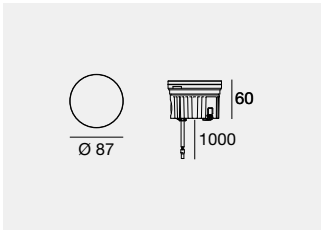

	Cct	Im S - Im D	Opt
C.C. - 630 mA - 2 W DC			
GA **82681**	**M**	233 - On req	**00** (Diffused)
	W	249 - On req	
	N	266 - On req	

Electronics: **BD** (pag 776) | Recessed casing: (pag 774,775)

C.V. - 24 V DC - 2,5 W DC			
GA **82682**	**M**	233 - On req	**00** (Diffused)
	W	249 - On req	
	N	266 - On req	

Electronics: **DL** (pag 776) | Recessed casing: (pag 774,775)

Orma_FL | powerLED



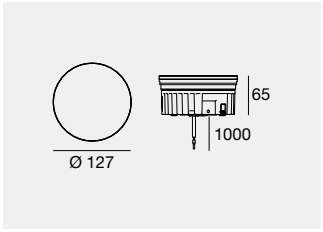

	Cct	Im S - Im D	Opt
C.C. - 350 mA - 4 W DC			
GA **82695**	**M**	490 - 50	**00** (Diffused)
	W	490 - 50	
	N	529 - 54	

Electronics: **BE** (pag 776) | Recessed casing: (pag 774,775)

C.V. - 24 V DC - 5 W DC			
GA **82696**	**M**	490 - 50	**00** (Diffused)
	W	490 - 50	
	N	529 - 54	

Electronics: **DB** (pag 776) | Recessed casing: (pag 774,775)

Orma_FO | topLED



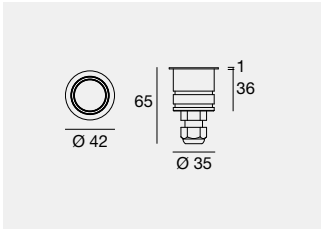

2000 kg | III | IK09 | IP67

	Cct	lm S - lm D	Opt
C.V. - 24 V DC - 1,5 W DC			
WH **95474**	**M**	54 - On req	**00** (Diffused)
BB **95475**	**W**	60 - On req	
GG **95476**	**N**	63 - On req	

Electronics: **DI** (pag 776) | Recessed casing: (pag 774,775)

Orma_FO | powerLED



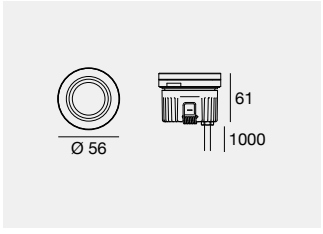

2000 kg | III | IK10 | IP68

	Cct	lm S - lm D	Opt
C.C. - 350 mA - 1 W DC			
BB **82665**	**M**	145 - On req	**00** (Diffused)
	W	154 - On req	
	N	165 - On req	

Electronics: **BB** (pag 776) | Recessed casing: (pag 774,775)

C.V. - 24 V DC - 1,5 W DC			
BB **82666**	**M**	145 - On req	**00** (Diffused)
	W	154 - On req	
	N	165 - On req	

Electronics: **DI** (pag 776) | Recessed casing: (pag 774,775)

Orma_FO | powerLED



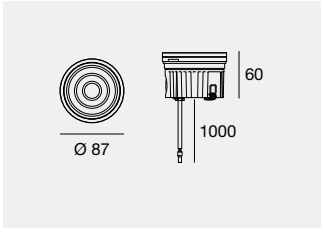

III | IK10 | IP68

	Cct	lm S - lm D	Opt
C.C. - 630 mA - 2 W DC			
BB **82679**	**M**	233 - On req	**00** (Diffused)
	W	249 - On req	
	N	266 - On req	

Electronics: **BD** (pag 776) | Recessed casing: (pag 774,775)

C.V. - 24 V DC - 2,5 W DC			
BB **82680**	**M**	233 - On req	**00** (Diffused)
	W	249 - On req	
	N	266 - On req	

Electronics: **DL** (pag 776) | Recessed casing: (pag 774,775)

Orma_FO | powerLED



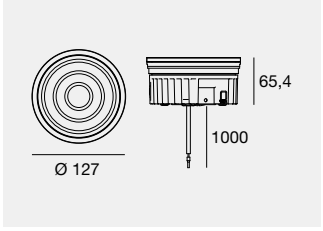

III | IK10 | IP68

	Cct	lm S - lm D	Opt
C.C. - 350 mA - 4 W DC			
BB **82693**	**M**	490 - 34	**00** (Diffused)
	W	490 - 34	
	N	529 - 37	

Electronics: **BE** (pag 776) | Recessed casing: (pag 774,775)

C.V. - 24 V DC - 5 W DC			
BB **82694**	**M**	490 - 34	**00** (Diffused)
	W	490 - 34	
	N	529 - 37	

Electronics: **DB** (pag 776) | Recessed casing: (pag 774,775)

Orma_A | powerLED



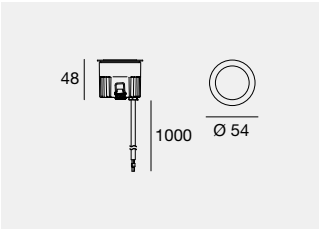

		Cct	lm S - lm D	Opt
C.C. - 350 mA - 4 W DC				
SA **81181**		**M**	490 - 270	**15** (22°)
		W	490 - 270	**30** (29°)
		N	529 - 292	**60** (49°)
				25 (17°x 38°)
SA **81182**	HC	**M**	490 - 186	**15** (20°)
		W	490 - 186	**30** (25°)
		N	529 - 201	**60** (37°)
SA **81183**	DL	**M**	490 - 193	**15** (22°)
		W	490 - 193	**30** (30°)
		N	529 - 208	**60** (55°)

Electronics: **BE** (pag 776) | Recessed casing: (pag 774,775)

C.V. - 24 V DC - 5 W DC				
SA **81184**		**M**	490 - 270	**15** (22°)
		W	490 - 270	**30** (29°)
		N	529 - 292	**60** (49°)
				25
SA **81185**	HC	**M**	490 - 186	**15** (20°)
		W	490 - 186	**30** (25°)
		N	529 - 201	**60** (37°)
SA **81186**	DL	**M**	490 - 193	**15** (22°)
		W	490 - 193	**30** (30°)
		N	529 - 208	**60** (55°)

Electronics: **DB** (pag 776) | Recessed casing: (pag 774,775)

Orma_A | arrayLED



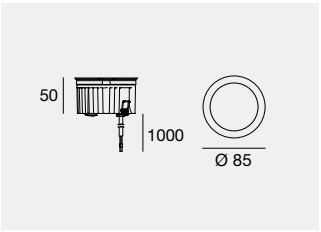

		Cct	lm S - lm D	Opt
C.C. - 220 mA - 8 W DC				
SA **81187**		**M**	1132 - 893	**15** (15°)
		W	1182 - 933	**30** (31°)
		N	1212 - 956	**60** (61°)
SA **81188**	HC	**M**	1132 - 644	**15** (15°)
		W	1182 - 673	**30** (27°)
		N	1212 - 690	**60** (49°)
SA **81189**	DL	**M**	1132 - 598	**15** (16°)
		W	1182 - 624	**30** (29°)
		N	1212 - 640	**60** (53°)

Electronics: **BF** (pag 776) | Recessed casing: (pag 774,775)

C.V. - 24 V DC - 9 W DC				
SA **81190**		**M**	1265 - 998	**15** (15°)
		W	1320 - 1041	**30** (31°)
		N	1354 - 1068	**60** (61°)
SA **81191**	HC	**M**	1265 - 719	**15** (15°)
		W	1320 - 750	**30** (27°)
		N	1354 - 769	**60** (49°)
SA **81192**	DL	**M**	1265 - 668	**15** (16°)
		W	1320 - 697	**30** (29°)
		N	1354 - 715	**60** (53°)

Electronics: **DC** (pag 776) | Recessed casing: (pag 774,775)

Orma_A | arrayLED | RGBW



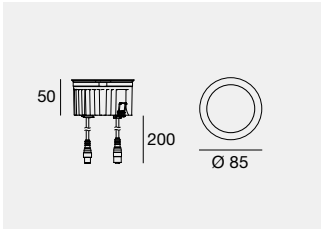

IK10 IP68 +RGBW

		Cct		Opt	
C.C. - 630 mA - 8 W DC					
SA	**81322**	**V**	RGBW (3000 K)	**06**	(7°÷ 9°)
		Q	RGBW (4000 K)	**15**	(10°÷ 19°)
				45	(40°÷ 49°)
				00	(Diffused)

Electronics: **CF** (pag 776) | Recessed casing and cables: (pag 774,776)

Orma_A | arrayLED



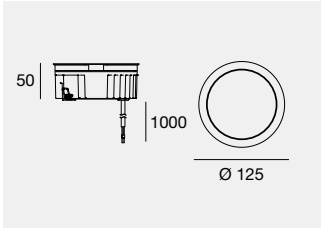

IK10 IP68

			Cct	Im S - Im D	Opt	
C.C. - 350 mA - 12 W DC						
SA	**81193**		**M**	2015 - 1612	**15**	(14°)
			W	2100 - 1680	**30**	(31°)
			N	2156 - 1725	**60**	(61°)
SA	**81194**	HC	**M**	2015 - 1146	**15**	(14°)
			W	2100 - 1195	**30**	(28°)
			N	2156 - 1227	**60**	(49°)
SA	**81195**	DL	**M**	2015 - 1277	**15**	(14°)
			W	2100 - 1331	**30**	(30°)
			N	2156 - 1367	**60**	(52°)

Electronics: **BG** (pag 776) | Recessed casing: (pag 774,775)

			Cct	Im S - Im D	Opt	
C.V. - 24 V DC - 13 W DC						
SA	**81196**		**M**	1876 - 1501	**15**	(14°)
			W	1959 - 1567	**30**	(31°)
			N	2010 - 1608	**60**	(60°)
SA	**81197**	HC	**M**	1876 - 1067	**15**	(14°)
			W	1959 - 1115	**30**	(28°)
			N	2010 - 1144	**60**	(49°)
SA	**81198**	DL	**M**	1876 - 1189	**15**	(14°)
			W	1959 - 1242	**30**	(30°)
			N	2010 - 1274	**60**	(52°)

Electronics: **DD** (pag 776) | Recessed casing: (pag 774,775)

Orma_AJ | powerLED



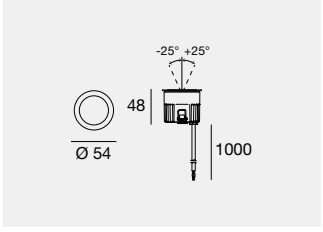

IK10 IP68

			Cct	Im S - Im D	Opt	
C.C. - 350 mA - 4 W DC						
SA	**81205**		**M**	490 - 270	**15**	(22°)
			W	490 - 270	**30**	(29°)
			N	529 - 292	**60**	(49°)

Electronics: **BE** (pag 776) | Recessed casing: (pag 774,775)

			Cct	Im S - Im D	Opt	
C.V. - 24 V DC - 5 W DC						
SA	**81206**		**M**	490 - 270	**15**	(22°)
			W	490 - 270	**30**	(29°)
			N	529 - 292	**60**	(49°)

Electronics: **DB** (pag 776) | Recessed casing: (pag 774,775)

Orma_AJ | arrayLED



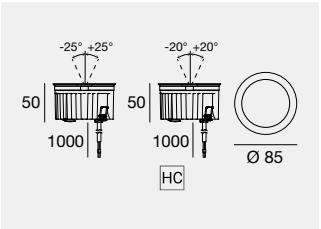

		Cct	lm S - lm D	Opt
C.C. - 220 mA - 8 W DC				
SA **81207**		**M**	1132 - 893	**15** (15°)
		W	1182 - 933	**30** (32°)
		N	1212 - 956	**60** (61°)
SA **82460**	HC	**M**	1132 - 644	**15** (15°)
		W	1182 - 673	**30** (27°)
		N	1212 - 690	**60** (49°)

Electronics: **BF** (pag 776) | Recessed casing: (pag 774,775)

C.V. - 24 V DC - 9 W DC				
SA **81208**		**M**	1265 - 998	**15** (15°)
		W	1320 - 1041	**30** (32°)
		N	1354 - 1068	**60** (61°)
SA **82461**	HC	**M**	1265 - 719	**15** (15°)
		W	1320 - 750	**30** (32°)
		N	1354 - 769	**60** (61°)

Electronics: **DC** (pag 776) | Recessed casing: (pag 774,775)

Orma_AJ | arrayLED



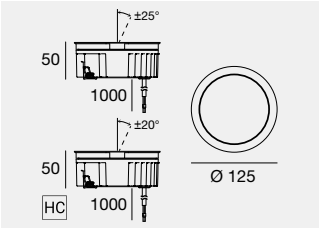

		Cct	lm S - lm D	Opt
C.C. - 350 mA - 12 W DC				
SA **81209**		**M**	2015 - 1612	**15** (22°)
		W	2100 - 1680	**30** (34°)
		N	2156 - 1725	**60** (61°)
SA **82462**	HC	**M**	2015 - 1146	**15** (20°)
		W	2100 - 1195	**30** (27°)
		N	2156 - 1227	**60** (48°)

Electronics: **BG** (pag 776) | Recessed casing: (pag 774,775)

C.V. - 24 V DC - 13 W DC				
SA **81210**		**M**	1876 - 1501	**15** (22°)
		W	1959 - 1567	**30** (34°)
		N	2010 - 1608	**60** (61°)
SA **82463**	HC	**M**	1876 - 1067	**15** (20°)
		W	1959 - 1115	**30** (27°)
		N	2010 - 1144	**60** (48°)

Electronics: **DD** (pag 776) | Recessed casing: (pag 774,775)

Orma_AL | powerLED



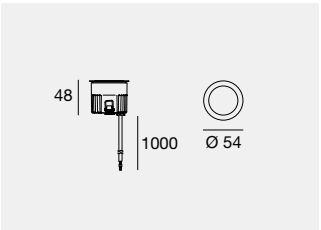

		Cct	lm S - lm D	Opt
C.C. - 350 mA - 1 W DC				
SA **81217**		**M**	145 - On req	**00** (Diffused)
		W	154 - On req	
		N	165 - On req	

Electronics: **BB** (pag 776) | Recessed casing: (pag 774,775)

C.V. - 24 V DC - 1,5 W DC				
SA **81218**		**M**	145 - On req	**00** (Diffused)
		W	154 - On req	
		N	165 - On req	

Electronics: **DI** (pag 776) | Recessed casing: (pag 774,775)

LIGHT TO ENHANCE FORMS

At nightfall, the shadows and chiaroscuro created by artificial lighting can be deliberately manipulated to give depth and meaning to the whole complex, or to 'bring out' the anatomy of statuesque bodies from the darkness, emphasising their physicality through the appropriate play of light and shadow. The enhancement of the forms and characteristics of statues and symbolic monuments can only be achieved through an in-depth analysis of the material they are made of, their interaction with the general/environmental lighting, and the desired scenic effect.



CABEZA PARQUE NORTE
Madrid (Spain)

Sculptor and lighting project:
Arturo Berned

Photography:
Marek Jarosz



ARIA RETREAT & SPA
Cima di Porlezza, Como (Italy)

Architectural design:
R4M Engineering

Lighting design:
Architect Giorgio Colombo,
Light+Arch Consultancy

Construction:
Quadrio Gaetano Costruzioni S.p.a.

Contract & Custom Lighting:
Bespoke Lighting Solutions

Photo: Andrea Martiradonna



Orma_AL | powerLED



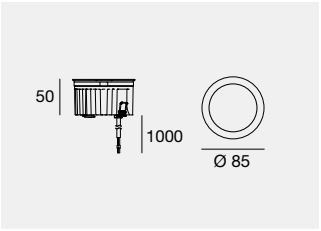

	Cct	Im S - Im D	Opt
C.C. - 630 mA - 2 W DC			
SA **81219**	**M**	233 - On req	**00** (Diffused)
	W	249 - On req	
	N	266 - On req	

Electronics: **BD** (pag 776) | Recessed casing: (pag 774,775)

C.V. - 24 V DC - 2,5 W DC

SA **81220**	**M**	233 - On req	**00** (Diffused)
	W	249 - On req	
	N	266 - On req	

Electronics: **DL** (pag 776) | Recessed casing: (pag 774,775)

Orma_AL | powerLED



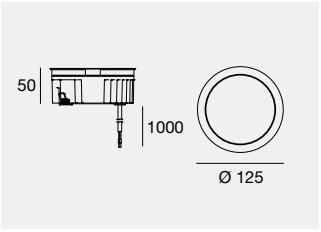

	Cct	Im S - Im D	Opt
C.C. - 350 mA - 4 W DC			
SA **81221**	**M**	490 - 89	**00** (Diffused)
	W	490 - 89	
	N	529 - 96	

Electronics: **BE** (pag 776) | Recessed casing: (pag 774,775)

C.V. - 24 V DC - 4,5 W DC

SA **81222**	**M**	490 - 89	**00** (Diffused)
	W	490 - 89	
	N	529 - 96	

Electronics: **DB** (pag 776) | Recessed casing: (pag 774,775)

Orma_I | powerLED



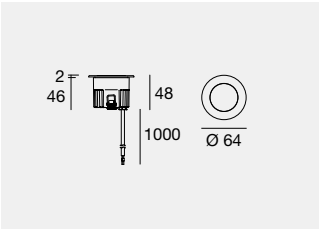

	Cct	Im S - Im D	Opt
C.C. - 350 mA - 4 W DC			
SA **80582**	**M**	490 - 270	**15** (22°)
	W	490 - 270	**30** (29°)
	N	529 - 292	**60** (49°)
			25 (17°x 38°)
SA **80583** HC	**M**	490 - 186	**15** (20°)
	W	490 - 186	**30** (25°)
	N	529 - 201	**60** (37°)
SA **80584** DL	**M**	490 - 193	**15** (22°)
	W	490 - 193	**30** (30°)
	N	529 - 208	**60** (55°)

Electronics: **BE** (pag 776) | Recessed casing: (pag 774,775)

C.V. - 24 V DC - 5 W DC

SA **80585**	**M**	490 - 270	**15** (22°)
	W	490 - 270	**30** (29°)
	N	529 - 292	**60** (49°)
			25
SA **80586** HC	**M**	490 - 186	**15** (20°)
	W	490 - 186	**30** (25°)
	N	529 - 201	**60** (37°)
SA **80587** DL	**M**	490 - 193	**15** (22°)
	W	490 - 193	**30** (30°)
	N	529 - 208	**60** (55°)

Electronics: **DB** (pag 776) | Recessed casing: (pag 774,775)

Orma_I | arrayLED



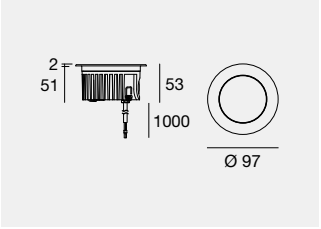

		Cct	lm S - lm D	Opt
C.C. - 220 mA - 8 W DC				
SA **80588**		**M**	1132 - 893	**15** (15°)
		W	1182 - 933	**30** (32°)
		N	1212 - 956	**60** (61°)
SA **80589**	HC	**M**	1132 - 644	**15** (15°)
		W	1182 - 673	**30** (27°)
		N	1212 - 690	**60** (49°)
SA **80590**	DL	**M**	1132 - 598	**15** (16°)
		W	1182 - 624	**30** (29°)
		N	1212 - 640	**60** (53°)

Electronics: **BF** (pag 776) | Recessed casing: (pag 774,775)

		Cct	lm S - lm D	Opt
C.V. - 24 V DC - 9 W DC				
SA **81172**		**M**	1265 - 998	**15** (15°)
		W	1320 - 1041	**30** (32°)
		N	1354 - 1068	**60** (61°)
SA **81173**	HC	**M**	1265 - 719	**15** (15°)
		W	1320 - 750	**30** (27°)
		N	1354 - 769	**60** (49°)
SA **81174**	DL	**M**	1265 - 668	**15** (16°)
		W	1320 - 697	**30** (29°)
		N	1354 - 715	**60** (53°)

Electronics: **DC** (pag 776) | Recessed casing: (pag 774,775)

Orma_I | arrayLED | RGBW



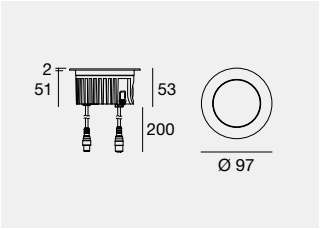

		Cct	Opt
C.C. - 630 mA - 8 W DC			
SA **81321**		**V**	RGBW (3000 K)	**06** (7°÷ 9°)
		Q	RGBW (4000 K)	**15** (10°÷ 19°)
				45 (40°÷ 49°)
				00 (Diffused)

Electronics: **CF** (pag 776) | Recessed casing and cables: (pag 774,776)

Orma_I | arrayLED-Direct | 220-240 V AC



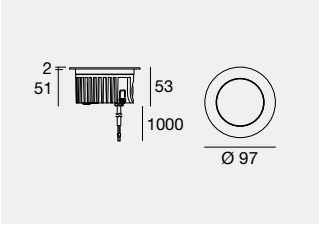

		Cct	lm S - lm D	Opt
7 W AC				
SA **76080**		**W**	865 - 560	**15** (18°)
		N	870 - 560	**30** (33°)
				60 (56°)

Recessed casing: (pag 774,775)



Orma_I 220 V-240 V (direct)
The Orma family has evolved, presenting a luminaire with an extremely small fixture, just 51 millimetres thick, which can be directly connected to the mains without the need for external power sources, allowing easier and faster installation. Its performance remains unaltered as do the materials used, all sturdy and reliable.

Finishes	Cct				Accessories	
SA Steel/Aluminium	**M** 2700	**N** 4000	**Q** RGBW (4000)		HC Honeycomb	
	W 3000	**V** RGBW (3000)			DL Darklight	

Orma_I | arrayLED



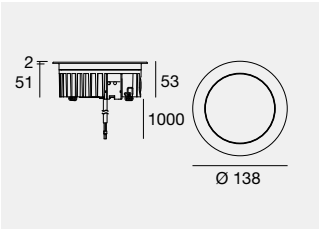

		Cct	Im S - Im D	Opt
C.C. - 350 mA - 12 W DC				
SA	**81175**	**M**	2015 - 1612	**15** (14°)
		W	2100 - 1680	**30** (31°)
		N	2156 - 1725	**60** (60°)
SA	**81176** HC	**M**	2015 - 1146	**15** (14°)
		W	2100 - 1195	**30** (28°)
		N	2156 - 1227	**60** (49°)
SA	**81177** DL	**M**	2015 - 1277	**15** (14°)
		W	2100 - 1331	**30** (30°)
		N	2156 - 1367	**60** (52°)

Electronics: **BG** (pag 776) | Recessed casing: (pag 774,775)

		Cct	Im S - Im D	Opt
C.V. - 24 V DC - 13 W DC				
SA	**81178**	**M**	1876 - 1501	**15** (14°)
		W	1959 - 1567	**30** (31°)
		N	2010 - 1608	**60** (60°)
SA	**81179** HC	**M**	1876 - 1067	**15** (14°)
		W	1959 - 1115	**30** (28°)
		N	2010 - 1144	**60** (49°)
SA	**81180** DL	**M**	1876 - 1189	**15** (14°)
		W	1959 - 1242	**30** (30°)
		N	2010 - 1274	**60** (52°)

Electronics: **DD** (pag 776) | Recessed casing: (pag 774,775)

Orma_I | arrayLED-Direct | 220-240 V AC



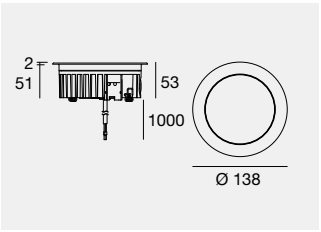

		Cct	Im S - Im D	Opt
11,5 W AC				
SA	**76082**	**W**	1267 - 821	**15** (17°)
		N	1316 - 854	**30** (25°)
				60 (53°)

Recessed casing: (pag 774,775)

Orma_I 220 V-240 V (direct)
The Orma family has evolved, presenting a luminaire with an extremely small fixture, just 51 millimetres thick, which can be directly connected to the mains without the need for external power sources, allowing easier and faster installation. Its performance remains unaltered as do the materials used, all sturdy and reliable.



Inground

Finishes
SA Steel/Aluminium

Cct
M 2700 **N** 4000
W 3000

Accessories
HC Honeycomb
DL Darklight

Orma_IJ | powerLED



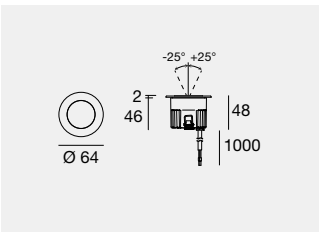

2000 kg

	Cct	Im S - Im D	Opt
C.C. - 350 mA - 4 W DC			
SA **81199**	**M**	490 - 270	**15** (22°)
BM **82521**	**W**	490 - 270	**30** (29°)
	N	529 - 292	**60** (49°)

Electronics: **BE** (pag 776) | Recessed casing: (pag 774,775)

C.V. - 24 V DC - 5 W DC			
SA **81200**	**M**	490 - 270	**15** (22°)
BM **82522**	**W**	490 - 270	**30** (29°)
	N	529 - 292	**60** (49°)

Electronics: **DB** (pag 776) | Recessed casing: (pag 774,775)

Orma_IJ | arrayLED



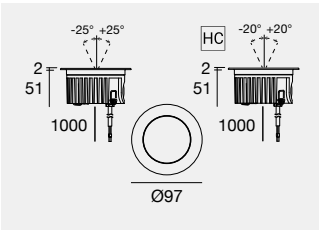

		Cct	Im S - Im D	Opt
C.C. - 220 mA - 8 W DC				
SA **81201**		**M**	1088 - 858	**15** (15°)
BM **82523**		**W**	1088 - 894	**30** (32°)
		N	1173 - 944	**60** (61°)
SA **82456**	HC	**M**	1088 - 619	**15** (15°)
BM **82934**	HC	**W**	1088 - 645	**30** (27°)
		N	1173 - 681	**60** (49°)

Electronics: **BF** (pag 776) | Recessed casing: (pag 774,775)

C.V. - 24 V DC - 9 W DC			
SA **81202**	**M**	1209 - 954	**15** (15°)
BM **82524**	**W**	1209 - 996	**30** (32°)
	N	1303 - 1052	**60** (61°)
SA **82457** HC	**M**	1209 - 687	**15** (15°)
BM **82935** HC	**W**	1209 - 716	**30** (27°)
	N	1303 - 756	**60** (49°)

Electronics: **DC** (pag 776) | Recessed casing: (pag 774,775)

Finishes

SA Steel/Aluminium
BM Brass/Aluminium

Cct

M 2700 **N** 4000
W 3000

Accessories

HC Honeycomb

Orma_IJ | arrayLED



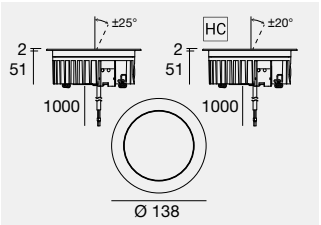

	Cct	lm S - lm D	Opt
C.C. - 350 mA - 12 W DC			
SA **81203**	**M**	2015 - 1612	**15** (22°)
BM **82525**	**W**	2100 - 1680	**30** (34°)
	N	2156 - 1725	**60** (61°)
SA **82458** HC	**M**	2015 - 1146	**15** (20°)
	W	2100 - 1195	**30** (27°)
	N	2156 - 1227	**60** (48°)

Electronics: **BG** (pag 776) | Recessed casing: (pag 774,775)

C.V. - 24 V DC - 13 W DC			
SA **81204**	**M**	1876 - 1501	**15** (22°)
BM **82526**	**W**	1959 - 1567	**30** (34°)
	N	2010 - 1608	**60** (61°)
SA **82459** HC	**M**	1876 - 1067	**15** (20°)
	W	1959 - 1115	**30** (27°)
	N	2010 - 1144	**60** (48°)

Electronics: **DD** (pag 776) | Recessed casing: (pag 774,775)

Orma_IL | powerLED



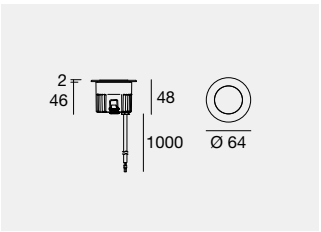

2000 kg

	Cct	lm S - lm D	Opt
C.C. - 350 mA - 1 W DC			
SA **81211**	**M**	145 - On req	**00** (Diffused)
	W	154 - On req	
	N	165 - On req	

Electronics: **BB** (pag 776) | Recessed casing: (pag 774,775)

C.V. - 24 V DC - 1,5 W DC			
SA **81212**	**M**	145 - On req	**00** (Diffused)
	W	154 - On req	
	N	165 - On req	

Electronics: **DI** (pag 776) | Recessed casing: (pag 774,775)

Orma_IL | powerLED



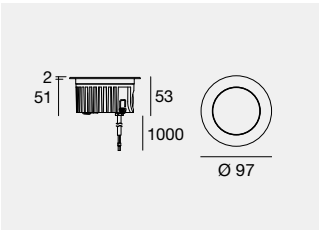

	Cct	lm S - lm D	Opt
C.C. - 630 mA - 2 W DC			
SA **81213**	**M**	233 - On req	**00** (Diffused)
	W	249 - On req	
	N	266 - On req	

Electronics: **BD** (pag 776) | Recessed casing: (pag 774,775)

C.V. - 24 V DC - 2,5 W DC			
SA **81214**	**M**	233 - On req	**00** (Diffused)
	W	249 - On req	
	N	266 - On req	

Electronics: **DL** (pag 776) | Recessed casing: (pag 774,775)

Orma_IL | arrayLED-Direct | 220-240 V AC



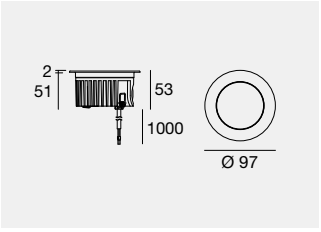

	Cct	lm S - lm D	Opt
7 W AC			
SA **76081**	**W**	865 - 106	**00** (Diffused)
	N	870 - 106	

Recessed casing: (pag 774,775)

Orma_IL | powerLED



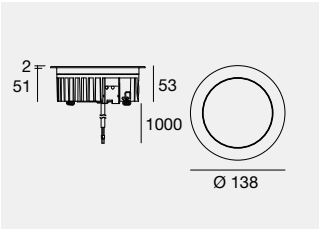

	Cct	Im S - Im D	Opt
C.C. - 350 mA - 4 W DC			
SA **81215**	**M**	490 - 89	**00** (Diffused)
	W	490 - 89	
	N	529 - 96	

Electronics: **BE** (pag 776) | Recessed casing: (pag 774,775)

C.V. - 24 V DC - 5 W DC

SA **81216**	**M**	490 - 89	**00** (Diffused)
	W	490 - 89	
	N	529 - 96	

Electronics: **DB** (pag 776) | Recessed casing: (pag 774,775)

Orma_IL | arrayLED-Direct | 220-240 V AC



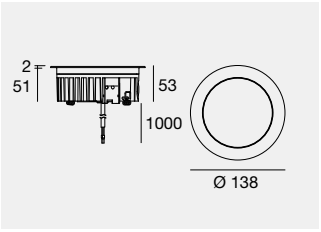

	Cct	Im S - Im D	Opt
7 W AC			
SA **76083**	**W**	865 - 208	**00** (Diffused)
	N	870 - 208	

Recessed casing: (pag 774,775)

Orma_QF | powerLED | 220-240 V AC



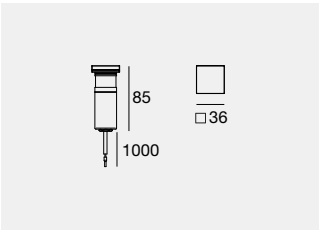

	Cct	Im S - Im D	Opt
2 W DC - 3 W AC			
GA **77281**	**M**	233 - On req	**15** (23°)
	W	249 - On req	**30** (32°)
	N	266 - On req	**60** (41°)

Recessed casing: (pag 774,775)

Orma_QF | powerLED



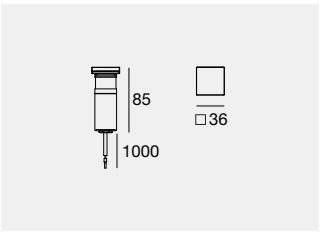

	Cct	Im S - Im D	Opt
C.C. - 600 mA - 2 W DC			
GA **77279**	**M**	233 - On req	**15** (23°)
	W	249 - On req	**30** (32°)
	N	266 - On req	**60** (41°)

Electronics: **BD** (pag 776) | Recessed casing: (pag 774,775)

C.V. - 24 V DC - 2,5 W DC

GA **77280**	**M**	233 - On req	**15** (23°)
	W	249 - On req	**30** (32°)
	N	266 - On req	**60** (41°)

Electronics: **DL** (pag 776) | Recessed casing: (pag 774,775)

Finishes

SA Steel/Aluminium
GA Glass/Aluminium

Cct

M 2700 **N** 4000
W 3000

Orma_QF | arrayLED



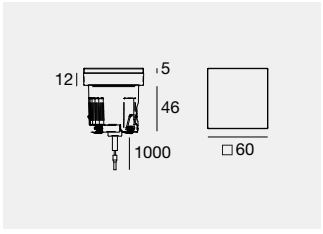

2000 kg

		Cct	Im S - Im D	Opt
C.C. - 350 mA - 4 W DC				
GA **77285**		**M**	596 - 293	**15** (22°)
GA **77287**	HC	**W**	624 - 307	**30** (27°)
		N	660 - 325	**60** (54°)

Electronics: **BE** (pag 776) | Recessed casing: (pag 774,775)

C.V. - 24 V DC - 5 W DC				
GA **77291**		**M**	596 - 293	**15** (22°)
GA **77293**	HC	**W**	624 - 307	**30** (27°)
		N	660 - 325	**60** (54°)

Electronics: **DB** (pag 776) | Recessed casing: (pag 774,775)

Orma_QF | arrayLED



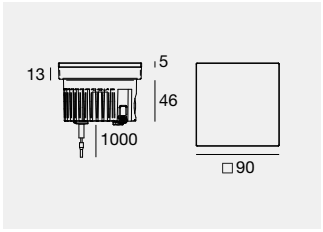

2000 kg

		Cct	Im S - Im D	Opt
C.C. - 220 mA - 8 W DC				
GA **77305**		**M**	1132 - On req	**15** (16°)
GA **77307**	HC	**W**	1182 - On req	**30** (27°)
		N	1212 - On req	**60** (58°)

Electronics: **BF** (pag 776) | Recessed casing: (pag 774,775)

C.V. - 24 V DC - 9 W DC				
GA **77311**		**M**	1132 - On req	**15** (16°)
GA **77313**	HC	**W**	1182 - On req	**30** (27°)
		N	1212 - On req	**60** (58°)

Electronics: **DC** (pag 776) | Recessed casing: (pag 774,775)

Orma_QFJ | arrayLED



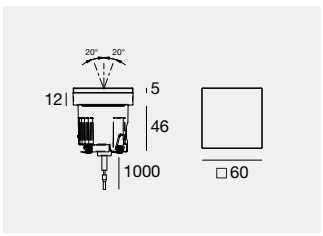

2000 kg

		Cct	Im S - Im D	Opt
C.C. - 350 mA - 4 W DC				
GA **77295**		**M**	596 - 293	**15** (22°)
GA **77297**	HC	**W**	624 - 307	**30** (27°)
		N	660 - 325	**60** (54°)

Electronics: **BE** (pag 776) | Recessed casing: (pag 774,775)

C.V. - 24 V DC - 5 W DC				
GA **77299**		**M**	596 - 293	**15** (22°)
GA **77301**	HC	**W**	624 - 307	**30** (27°)
		N	660 - 325	**60** (54°)

Electronics: **DB** (pag 776) | Recessed casing: (pag 774,775)

Orma_QFJ | arrayLED



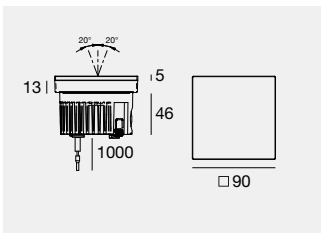

2000 kg

		Cct	Im S - Im D	Opt
C.C. - 220 mA - 8 W DC				
GA **77315**		**M**	1132 - On req	**15** (16°)
GA **77317**	HC	**W**	1182 - On req	**30** (27°)
		N	1212 - On req	**60** (58°)

Electronics: **BF** (pag 776) | Recessed casing: (pag 774,775)

C.V. - 24 V DC - 9 W DC				
GA **77319**		**M**	1265 - On req	**15** (16°)
GA **77321**	HC	**W**	1320 - On req	**30** (27°)
		N	1354 - On req	**60** (58°)

Electronics: **DC** (pag 776) | Recessed casing: (pag 774,775)



Orma_QFL | powerLED



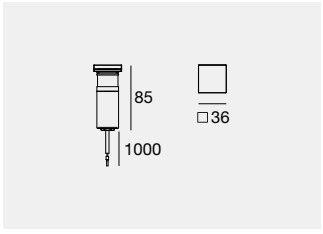

Orma_QFL 1,5W
OFF

Orma_QFL 1,5W
ON



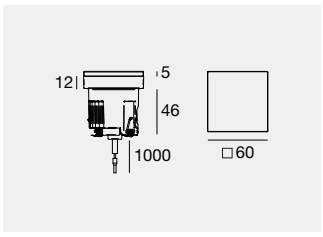

Orma_QFL | powerLED



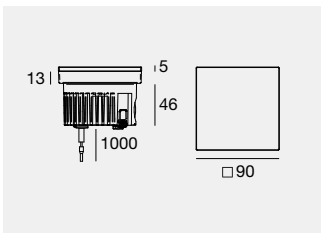

ID

	Cct	Im S - Im D	Opt
220-240 V AC - 1 W DC - 1,5 W AC			
GA **77278**	**M**	145 - 20	**00** (Diffused)
	W	154 - 21	
	N	165 - 22	

Recessed casing: (pag 774,775)

	Cct	Im S - Im D	Opt
C.C. - 350 mA - 1 W DC			
GA **77276**	**M**	145 - 20	**00** (Diffused)
	W	154 - 21	
	N	165 - 22	

Electronics: **BB** (pag 776) | Recessed casing: (pag 774,775)

	Cct	Im S - Im D	Opt
C.V. - 24 V DC - 1,5 W DC			
GA **77277**	**M**	145 - 20	**00** (Diffused)
	W	154 - 21	
	N	165 - 22	

Electronics: **DI** (pag 776) | Recessed casing: (pag 774,775)

	Cct	Im S - Im D	Opt
C.C. - 500 mA - 1,5 W DC			
GA **77283**	**M**	199 - On req	**00** (Diffused)
	W	213 - On req	
	N	227 - On req	

Electronics: **BC** (pag 776) | Recessed casing: (pag 774,775)

	Cct	Im S - Im D	Opt
C.V. - 24 V DC - 2 W DC			
GA **77289**	**M**	199 - On req	**00** (Diffused)
	W	213 - On req	
	N	227 - On req	

Electronics: **DH** (pag 776) | Recessed casing: (pag 774,775)

	Cct	Im S - Im D	Opt
C.C. - 630mA - 2 W DC			
GA **77303**	**M**	249 - On req	**00** (Diffused)
	W	266 - On req	
	N	284 - On req	

Electronics: **BD** (pag 776) | Recessed casing: (pag 774,775)

	Cct	Im S - Im D	Opt
C.V. - 24 V DC - 2,5 W DC			
GA **77309**	**M**	249 - On req	**00** (Diffused)
	W	266 - On req	
	N	284 - On req	

Electronics: **DL** (pag 776) | Recessed casing: (pag 774,775)

Orma_Q | arrayLED



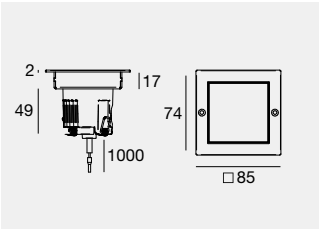

2000 kg

		Cct	Im S - Im D	Opt
C.C. - 350 mA - 4 W DC				
SA **77284**		**M**	596 - 293	**15** (22°)
SA **77286**	HC	**W**	624 - 307	**30** (27°)
		N	660 - 325	**60** (54°)

Electronics: **BE** (pag 776) | Recessed casing: (pag 774,775)

C.V. - 24 V DC - 5 W DC				
SA **77290**		**M**	596 - 293	**15** (22°)
SA **77292**	HC	**W**	624 - 307	**30** (27°)
		N	660 - 325	**60** (54°)

Electronics: **DB** (pag 776) | Recessed casing: (pag 774,775)

Orma_Q | arrayLED



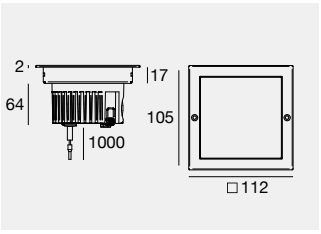

2000 kg

		Cct	Im S - Im D	Opt
C.C. - 220 mA - 8 W DC				
SA **77304**		**M**	1132 - On req	**15** (16°)
SA **77306**	HC	**W**	1182 - On req	**30** (27°)
		N	1212 - On req	**60** (58°)

Electronics: **BF** (pag 776) | Recessed casing: (pag 774,775)

C.V. - 24 V DC - 9 W DC				
SA **77310**		**M**	1265 - On req	**15** (16°)
SA **77312**	HC	**W**	1320 - On req	**30** (27°)
		N	1354 - On req	**60** (58°)

Electronics: **DC** (pag 776) | Recessed casing: (pag 774,775)

Orma_QJ | arrayLED



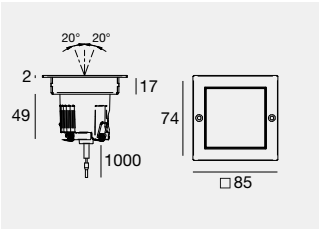

2000 kg

		Cct	Im S - Im D	Opt
C.C. - 350 mA - 4 W DC				
SA **77294**		**M**	596 - 293	**15** (22°)
SA **77296**	HC	**W**	624 - 307	**30** (27°)
		N	660 - 325	**60** (54°)

Electronics: **BE** (pag 776) | Recessed casing: (pag 774,775)

C.V. - 24 V DC - 5 W DC				
SA **77298**		**M**	596 - 293	**15** (22°)
SA **77300**	HC	**W**	624 - 307	**30** (27°)
		N	660 - 325	**60** (54°)

Electronics: **DB** (pag 776) | Recessed casing: (pag 774,775)

Orma_QJ | arrayLED



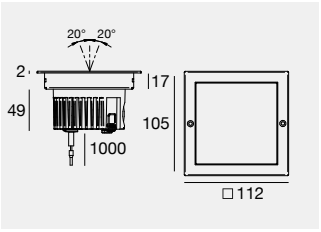

2000 kg

		Cct	Im S - Im D	Opt
C.C. - 220 mA - 8 W DC				
SA **77314**		**M**	1088 - On req	**15** (16°)
SA **77316**	HC	**W**	1088 - On req	**30** (27°)
		N	1173 - On req	**60** (58°)

Electronics: **BF** (pag 776) | Recessed casing: (pag 774,775)

C.V. - 24 V DC - 9 W DC				
SA **77318**		**M**	1088 - On req	**15** (16°)
SA **77320**	HC	**W**	1088 - On req	**30** (27°)
		N	1173 - On req	**60** (58°)

Electronics: **DC** (pag 776) | Recessed casing: (pag 774,775)

Orma_QL | powerLED



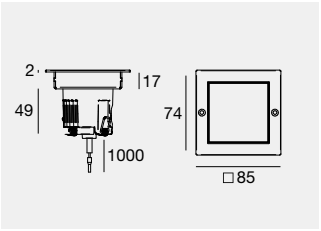

2000 kg

	Cct	Im S - Im D	Opt
C.C. - 500 mA - 1,5 W DC			
SA **77282**	**M**	199 - On req	**00** (Diffused)
	W	213 - On req	
	N	227 - On req	

Electronics: **BC** (pag 776) | Recessed casing: (pag 774,775)

C.V. - 24 V DC - 2 W DC			
SA **77288**	**M**	199 - On req	**00** (Diffused)
	W	213 - On req	
	N	227 - On req	

Electronics: **DH** (pag 776) | Recessed casing: (pag 774,775)

Orma_QL | powerLED



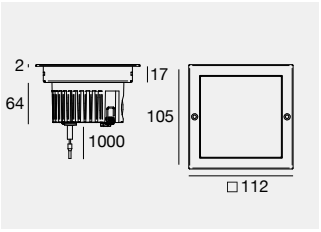

2000 kg

	Cct	Im S - Im D	Opt
C.C. - 630 mA - 2 W DC			
SA **77302**	**M**	249 - On req	**00** (Diffused)
	W	266 - On req	
	N	284 - On req	

Electronics: **BD** (pag 776) | Recessed casing: (pag 774,775)

C.V. - 24 V DC - 2,5 W DC			
SA **77308**	**M**	249 - On req	**00** (Diffused)
	W	266 - On req	
	N	284 - On req	

Electronics: **DL** (pag 776) | Recessed casing: (pag 774,775)



Recessed casings (F / FO collection)

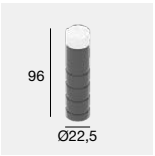

PVC 99925 Coring recessed casings

suitable for: Orma_F /_FL Ø22,5 h59
Orma_F /_FL Ø22,5 h85



PVC 99922 Coring recessed casings

suitable for: Orma_F /_FJ /_FL /_FO Ø56 h61



PVC 99923 Coring recessed casings

suitable for: Orma_F /_FJ /_FL /_FO Ø87 h60

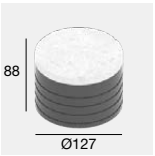

PVC 99924 Coring recessed casings

suitable for: Orma_F /_FJ /_FL /_FO Ø127 h65



PVC 98292 Recessed casings

suitable for: Orma_FO Ø42 h65



PVC 98291 Recessed casings

suitable for: Orma_FO Ø42 h65



PVC 83036 Recessed casings

suitable for: Orma_F /_FL Ø22,5 h59

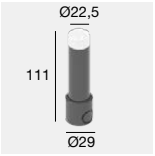

PVC 83037 Recessed casings

suitable for: Orma_F /_FL Ø22,5 h85



PVC 83038 Recessed casings

suitable for: Orma_F /_FJ /_FL /_FO Ø56 h61



PVC 83039 Recessed casings

suitable for: Orma_F /_FJ /_FL /_FO Ø87 h60



PVC 83040 Recessed casings

suitable for: Orma_F /_FJ /_FL /_FO Ø127 h65



PVC 83235 Suction cup

suitable for: for all Orma (**NOT FOR** Orma_F Ø22,5 / Orma_FL / Orma_QFL / Orma_FO / Orma_QF 36x36)

PVC C-K400101 Suction cup

suitable for: for Orma_FL Ø87 / Orma_FL Ø127 / Orma_QFL 60x60 / Orma_QFL 90x90

Recessed casings (Q / QF collection)



PVC 83411 Recessed casings

suitable for: Orma_Q /_QJ /_QL 85x85



PVC 83410 Recessed casings

suitable for: Orma_Q /_QJ /_QL 112x112

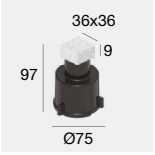

PVC C-C100001 Recessed casings

suitable for: Orma_QF /_QFL 36x36

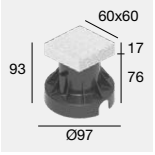

PVC C-C100002 Recessed casings

suitable for: Orma_QF /_QFJ /_QFL 60x60

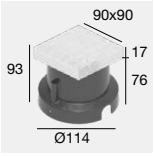

PVC C-C100003 Recessed casings

suitable for: Orma_QF /_QFJ /_QFL 90x90



PVC 83235 Suction cup

suitable for: for all Orma (**NOT FOR** Orma_F Ø22,5 / Orma_FL / Orma_QFL / Orma_FO / Orma_QF 36x36)

PVC C-K400101 Suction cup

suitable for: for Orma_FL Ø87 / Orma_FL Ø127 / Orma_QFL 60x60 / Orma_QFL 90x90

Recessed casings (A / I collection)



PVC 99650 Recessed casings

suitable for: Orma_I /_IJ /_IL Ø64 h48
Orma_A /_AJ /_AL Ø54 h48



PVC 99652 Recessed casings

suitable for: Orma_I /_IJ /_IL Ø138 h53
Orma_A /_AJ /_AL Ø125 h50



PVC 99563 Recessed casings

suitable for: Orma_A /_AJ /_AL Ø85 h50

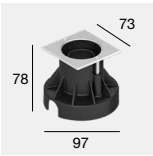

PVC 99855 Recessed casings

suitable for: Orma_A /_AJ /_AL Ø54 h48

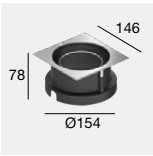

PVC 99857 Recessed casings

suitable for: Orma_A /_AJ /_AL Ø125 h50



PVC 99651 Recessed casings

suitable for: Orma_I /_IJ /_IL Ø97 h53
Orma_A /_AJ /_AL Ø85 h50



PVC 99560 Recessed casings

suitable for: Orma_A /_AJ /_AL Ø54 h48



PVC 99564 Recessed casings

suitable for: Orma_A /_AJ /_AL Ø125 h50



PVC 99856 Recessed casings

suitable for: Orma_A /_AJ /_AL Ø85 h50

INSTALLATION

Installation in a few quick steps **(Recessed casing 99563 + Orma AJ 81207W15)**

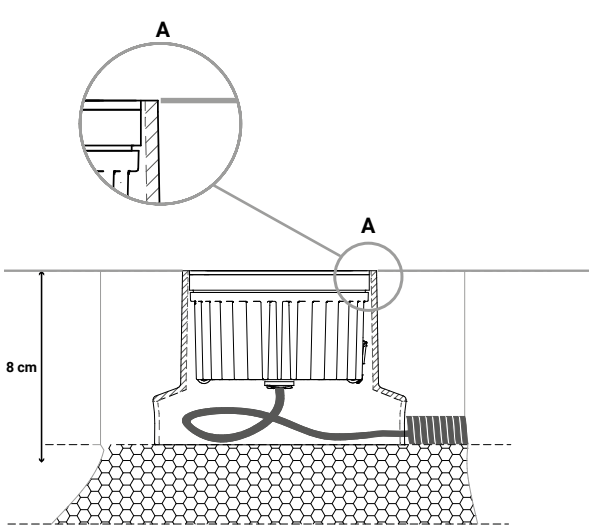

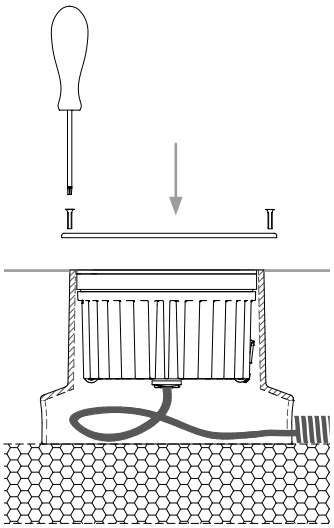

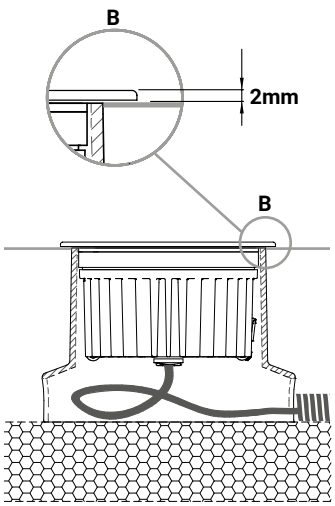

Electronics

BB

89419	89421	99183	C-E200004
ON/OFF	ON/OFF	ON/OFF	DALI/PUSH
1 - 2 art.	3 - 6 art.	6 - 12 art.	5 - 12 art.
74 x 65 x h 27	74 x 65 x h 27	100 x 80 x h 31	125 x 45 x h 30
			55

BC

89422	89423	C-E200007	C-E200003
ON/OFF	ON/OFF	ON/OFF	DALI/PUSH
1 - 2 art.	2 - 3 art.	3 - 6 art.	5 - 12 art.
74 x 65 x h 27	74 x 65 x h 27	135 x 26 x h 26	125 x 45 x h 30
		35	55

BD

89420	C-E200008	99186	C-E200002
ON/OFF	ON/OFF	ON/OFF	DALI/PUSH
1 - 2 art.	3 - 6 art.	6 - 12 art.	5 - 12 art.
74 x 65 x h 27	135 x 26 x h 26	117 x 92 x h 38	125 x 45 x h 30
	35		55

BE

89421	C-E200006	C-E200004
ON/OFF	ON/OFF	DALI/PUSH
1 art.	2 - 3 art.	2 - 3 art.
74 x 65 x h 27	135 x 26 x h 26	125 x 45 x h 30
	35	55

BF

99342	C-E200005
ON/OFF	DALI/PUSH
1 art.	1 art.
100 x 80 x h 31	125 x 45 x h 30
	55

BG

99183	C-E200004
ON/OFF	DALI/PUSH
1 art.	1 art.
100 x 80 x h 31	125 x 45 x h 30
	55

CF

C-E700003+C-W600001	C-E500011	DMX	Driver CV	Switching
Dimmer RF	Dimmer DMX	Controllers	CV 48V	CV 48V
6 - 12 art.	6 - 12 art.			
175 x 45 x h 27	107 x 96 x h 39	Pag. 963	Pag. 951	Pag. 945-946
52				

DB

89488	89179	89359	99660	C-E500023	+ driver 24V DC	
ON/OFF	ON/OFF	ON/OFF	Dimmer	Dimmer DALI/PUSH	99331	99786
1 - 7 art.	1 - 12 art.	1 - 24 art.	DALI - 0/1-10V	0/1-10V	150W	240W
80 x 100 x h 31	92 x 117 x h 38	115 x 140 x h 50	149 x 37 x h 31	80 x 40 x h 25	1-27 art.	1-42 art.
			48	48	70	81

DC

89179	89359	99331	99660	C-E500023	+ driver 24V DC	
ON/OFF	ON/OFF	ON/OFF	Dimmer	Dimmer DALI/PUSH	99331	99786
1 - 2 art.	1 - 5 art.	1 - 15 art.	DALI - 0/1-10V	0/1-10V	150W	240W
92 x 117 x h 38	115 x 140 x h 50	158 x 60 x h 35	149 x 37 x h 31	80 x 40 x h 25	1-15 art.	1-24 art.
			48	48	70	81

DD

89179	89359	99331	99660	C-E500023	+ driver 24V DC	
ON/OFF	ON/OFF	ON/OFF	Dimmer	Dimmer DALI/PUSH	99331	99786
1 art.	1 - 3 art.	1 - 10 art.	DALI - 0/1-10V	0/1-10V	150W	240W
92 x 117 x h 38	115 x 140 x h 50	158 x 60 x h 35	149 x 37 x h 31	80 x 40 x h 25	1-10 art.	1-16 art.
			48	48	70	81

DH

89488	89179	89359	99660	C-E500023	+ driver 24V DC	
ON/OFF	ON/OFF	ON/OFF	Dimmer	Dimmer DALI/PUSH	99331	99786
1 - 6 art.	1 - 10 art.	1 - 21 art.	DALI - 0/1-10V	0/1-10V	150W	240W
80 x 100 x h 31	92 x 117 x h 38	115 x 140 x h 50	149 x 37 x h 31	80 x 40 x h 25	1-67 art.	1-108 art.
			48	48	70	81

DI

89488	89179	89359	99660	C-E500023	+ driver 24V DC	
ON/OFF	ON/OFF	ON/OFF	Dimmer	Dimmer DALI/PUSH	99331	99786
1 - 9 art.	1 - 15 art.	1 - 30 art.	DALI - 0/1-10V	0/1-10V	150W	240W
80 x 100 x h 31	92 x 117 x h 38	115 x 140 x h 50	149 x 37 x h 31	80 x 40 x h 25	1-90 art.	1-140 art.
			48	48	70	81

DL

89488	89179	89359	99660	C-E500023	+ driver 24V DC	
ON/OFF	ON/OFF	ON/OFF	Dimmer	Dimmer DALI/PUSH	99331	99786
1 - 5 art.	1 - 9 art.	1 - 18 art.	DALI - 0/1-10V	0/1-10V	150W	240W
80 x 100 x h 31	92 x 117 x h 38	115 x 140 x h 50	149 x 37 x h 31	80 x 40 x h 25	1-50 art.	1-80 art.
			48	48	70	81

Cables

24V DC / 190-250V AC | Cable with F-connector



BB **99216** Conn. F.4 pin M12 (L 1 m)
BB **89190** Conn. F.4 pin M12 (L 5 m)
suitable for: Orma RGBW

24V DC 190-250V AC | Extension cable with M+F connectors



BB **98437** Conn M. + F. 4 pin M12 (L 1 m)
BB **98149** Conn M. + F. 4 pin M12 (L 5 m)
BB **89188** Conn M. + F. 4 pin M12 (L 10 m)
suitable for: Orma RGBW

24V DC / 190-250V AC | Cable with M-connector



BB **98476** Conn. M.4 pin M12 (L 1 m)
BB **98477** Conn. M.4 pin M12 (L 5 m)
suitable for: Orma RGBW



BERET

Brass or aluminium body.
Brass or steel flange.





ADAPTABLE IN ANY CONTEXT

Beret is an extremely compact recessed up-light, with an IP67 protection rating. For ID versions, the power supply is integrated into the structure and can be connected directly to the power line. It is available in two shapes, round and square, with a flange of just 35mm, and in six different finishes: white, grey, chrome, brushed nickel, AISI 316 L steel and natural brass, to offer unprecedented compositional possibilities and five types of distribution angles.

"Steel" version (IS): body and flange made of AISI 316 L steel.





Beret_X Anti-glaring
Brass (BS)



Beret_R | powerLED | 350 mA | 1W DC



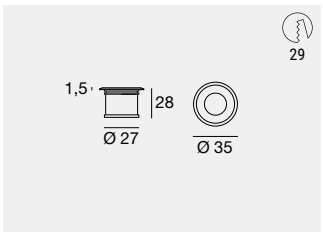

	Cct	Im S - Im D	Opt
WH 92065	M	145 - On req	15 (21°)
GG 92061	W	154 - On req	30 (26°)
CH 92066	N	165 - On req	60 (57°)
NK 92067			00 (Diffused)
IS 92068			
BS 81469			

Electronics: **BB** (pag 781) | Recessed casing: (pag 781)

Beret_X Anti-glaring | powerLED | 350 mA | 1W DC



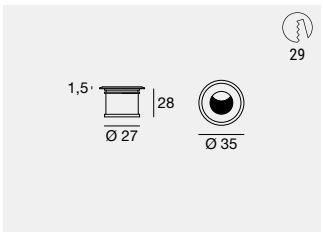

	Cct	Im S - Im D	Opt
WH 97800	M	145 - On req	15 (22°)
GG 97801	W	154 - On req	30 (26°)
CH 97797	N	165 - On req	60 (54°)
NK 97798			
IS 97799			
BS 81471			

Electronics: **BB** (pag 781) | Recessed casing: (pag 781)

Beret_2R | powerLED | 630 mA | 2W DC



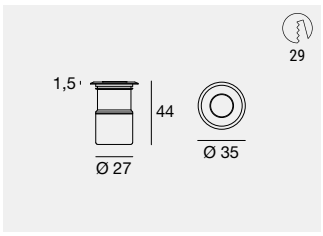

	Cct	Im S - Im D	Opt
CH 93126	M	233 - On req	08 (10°)
NK 93127	W	249 - On req	15 (21°)
IS 93128	N	266 - On req	30 (26°)
BS 81470			60 (56°)
			00

Electronics: **BD** (pag 781) | Recessed casing: (pag 781)

Beret_2R | powerLED | 198-264 V AC | 1,6 W DC - 3 W AC



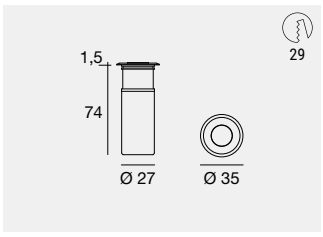

	Cct	Im S - Im D	Opt
WH 83568	M	233 - 132	08 (10°)
GG 83569	W	249 - 149	15 (21°)
CH 83565	N	266 - 159	30 (26°)
NK 83566			60 (57°)
IS 83567			00 (Diffused)
BS 83570			

Recessed casing: (pag 781)

Beret_Q | powerLED | 350 mA | 1W DC



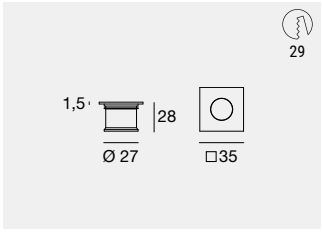

	Cct	Im S - Im D	Opt
WH 92088	M	145 - On req	15 (21°)
GG 92092	W	154 - On req	30 (26°)
CH 92069	N	165 - On req	60 (56°)
NK 92076			00 (Diffused)
IS 92077			

Electronics: **BB** (pag 781) | Recessed casing: (pag 781)

Beret_2Q | powerLED | 630 mA | 2W DC



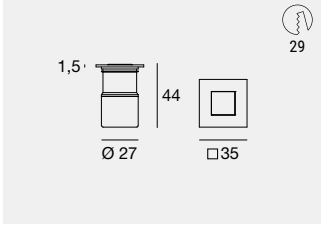

	Cct	Im S - Im D	Opt
CH 93138	M	233 - On req	08 (10°)
NK 93139	W	249 - On req	15 (21°)
IS 93140	N	266 - On req	30 (26°)
			60 (57°)
			00 (Diffused)

Electronics: **BD** (pag 781) | Recessed casing: (pag 781)

Beret_2Q | powerLED | 630 mA | 2W DC



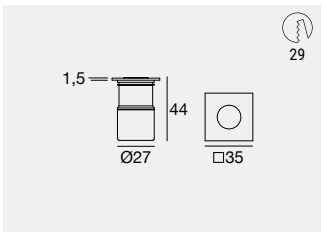

	Cct	lm S - lm D	Opt
CH 93132	M	233 - On req	08 (10°)
NK 93133	W	249 - On req	15 (21°)
IS 93134	N	266 - On req	30 (26°)
			60 (57°)
			00 (Diffused)

Electronics: **BD** (pag 781) | Recessed casing: (pag 781)

Beret_2Q | powerLED | 198-264 V AC | 1,6 W DC - 3 W AC



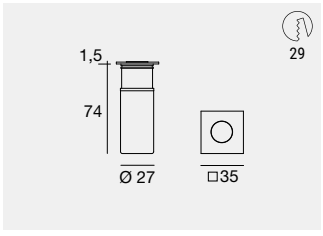

ID

	Cct	lm S - lm D	Opt
WH 83708	M	233 - 132	08 (10°)
GG 83709	W	249 - 149	15 (21°)
CH 83705	N	266 - 159	30 (26°)
NK 83706			60 (57°)
IS 83707			00 (Diffused)
BS 83710			

Recessed casing: (pag 781)

Recessed casings

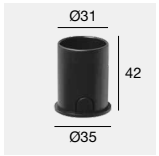

PVC **84336** Recessed casings

suitable for: Beret_R /_X Ø35 h28
Beret_Q 35x35 h28



PVC **84918** Recessed casings

suitable for: Beret_2R Ø35 h44/74
Beret_2Q 35x35 h44/74



PVC **84915** Recessed casings

suitable for: Beret_R /_X Ø35 h28
Beret_Q 35x35 h28

Electronics

BB

89419	89421	99183	C-E200004
ON/OFF	ON/OFF	ON/OFF	DALI/PUSH
1 - 2 art.	3 - 6 art.	6 - 12 art.	5 - 12 art.
74 x 65 x h 27	74 x 65 x h 27	100 x 80 x h 31	125 x 45 x h 30
			55

BD

89420	C-E200008	99186	C-E200002
ON/OFF	ON/OFF	ON/OFF	DALI/PUSH
1 - 2 art.	3 - 6 art.	6 - 12 art.	5 - 12 art.
74 x 65 x h 27	135 x 26 x h 26	117 x 92 x h 38	125 x 45 x h 30
	35		55

Finishes

WH White CH Chrome IS Steel
GG Grey NK Nickel BS Brass

Cct

M 2700 **N** 4000
W 3000



EFFECT LIGHTS



RADISSON HOTEL
Milan (Italy)

Lighting design project:
Deerns

Architectural project:
Studio Marco Piva

Photography:
Andrea Martiradonna



Effect lights range index

Arcada

Arcada



787

Arcada Pro



787

Xenia

Xenia_A_Blade



789

Xenia_AF_Blade



789

Xenia_PIXEL



803

Orma

Orma_AB



793

Orma_IB



793

Myia

Myia



795

Loop66

Loop66



797

Pixie

Pixie_PIXEL



799

Paseo

Paseo_PIXEL



801

Paseo_PIXEL Dark



801

ARCADA

Aluminium body/polycarbonate (Pro).



Arcada | powerLED



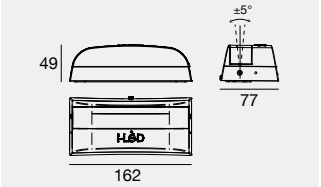

IP65 IK08

	Cct	Im S - Im D	Opt
198-264V AC - 4 W DC - 6 W AC			
WH **95454**	**M**	544 - 394	**18** (18°x 140° W.Grazing)
BB **95612**	**W**	580 - 424	
GG **95619**	**N**	620 - 450	

III C.C. IP65 IK08

	Cct	Im S - Im D	Opt
630 mA - 8 W DC			
WH **95458**	**M**	876 - 636	**18** (18°x 140° W.Grazing)
BB **95616**	**W**	932 - 678	
GG **95623**	**N**	996 - 724	

Electronics: **BU** (pag 787)

III C.C. IP65 IK08 RGB

	Cct		Opt
RGB - 220 mA - 8 W DC - x Ch			
WH **95749**	**Z**	RGB	**18** (18°x 140° W.Grazing)
BB **95750**			
GG **95751**			

Electronics: **GA** (pag 787)

Arcada Pro | powerLED



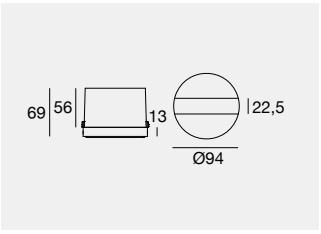

IP65 IK08

	Cct	Im S - Im D	Opt
198-264V AC - 4 W DC - 6 W AC			
WH **84283**	**M**	440 - 102	**18** (4°x 134° W.Grazing)
BB **84284**	**W**	500 - 115	
GG **84285**	**N**	536 - 124	

III C.C. IP65 IK08 RGBW

	Cct		Opt
RGBW - 350 mA - 4 W DC - x Ch			
WH **84286**	**V**	RGBW (3000 K)	**18** (4°x 134° W.Grazing)
BB **84287**	**Q**	RGBW (4000 K)	
GG **84288**			

Electronics: **CD** (pag 787)





Electronics

BU

C-E200008	99186	C-E200002
ON/OFF	ON/OFF	DALI/PUSH
1 art.	2 - 3 art.	2 - 3 art.
135 x 26 x h 26	117 x 92 x h 38	125 x 45 x h 30
35		55

CD

C-E700003+C-W600001	C-E500014	DMX	Driver CV	Switching
Dimmer RF	Dimmer DMX	Controllers	CV 48V	CV 48V
6 - 12 art.	6 - 12 art.			
175 x 45 x h 27	107 x 96 x h 39	Pag. 963	Pag. 951	Pag. 945-946
52				

GA

C-E700003+C-W600001	C-E500015	DMX	Driver CV	Switching
Dimmer RF	Dimmer DMX	Controllers	CV 48V	CV 48V
2 - 3 art.	2 - 3 art.			
175 x 45 x h 27	107 x 96 x h 39	Pag. 963	Pag. 951	Pag. 945-946
52				

Finishes

WH White GG Grey
BB Black

Cct

M 2700 **N** 4000 **Q** RGBW 4000
W 3000 **V** RGBW 3000

Effect lights

XENIA
BLADE

Aluminium body.



Xenia_A_Blade | V2 | powerLED



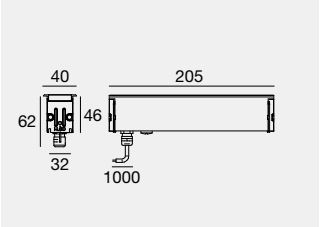

	Fin	Cct	lm S - lm D	Opt
6 W DC - 500 mA				
C00690	**AM**	**A**	568 - On req	**3N** (<9° x >60° W.Graz.)
		M	604 - On req	
		W	688 - On req	
		N	736 - On req	

Electronics: **BO** (pag 789) | Recessed casings & Accessories (pag 789)

Xenia_AF_Blade | V2 | powerLED



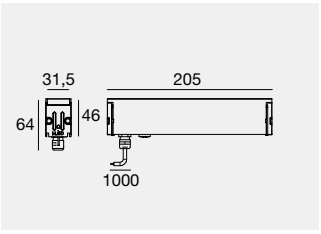

	Fin	Cct	lm S - lm D	Opt
6 W DC - 500 mA				
C00691	**AM**	**A**	568 - On req	**3N** (<9° x >60° W.Graz.)
		M	604 - On req	
		W	688 - On req	
		N	736 - On req	

Electronics: **BO** (pag 789) | Recessed casings & Accessories (pag 789)


Xenia_A_Blade with frame


Xenia_AF_Blade frameless



Electronics

BO

C-E200007	99185	C-E200003
ON/OFF	ON/OFF	DALI/PUSH
1 art.	2 - 3 art.	2 - 3 art.
135 x 26 x h 26	117 x 92 x h 38	125 x 45 x h 30
35		55

Recessed casings & Accessories



IS **99933** Recessed casing 205 mm

suitable for: Xenia_A_Blade Xenia_AF_Blade



IS **99818** 2 x Fixing springs

suitable for: Xenia_A_Blade



IS **99917** 2 x Line sealing caps

suitable for: Xenia_AF_Blade



IS **83188** 2 x Line sealing caps

suitable for: Xenia_A_Blade



98949 2 x Fixing brackets 46-67 mm

suitable for: Xenia_AF_Blade



IS **C-F400006** 2 x Fixing brackets

suitable for: Xenia_AF_Blade

Finishes

AM Anodised Aluminium
IS Steel

Cct

A 2200 **W** 3000
M 2700 **N** 4000

Effect lights



ARIA RETREAT & SPA
Cima di Porlezza, Como (Italy)

Architectural design:
R4M Engineering

Lighting design:
Architect Giorgio Colombo,
Light+Arch Consultancy

Construction:
Quadrio Gaetano Costruzioni S.p.a.

Contract & Custom Lighting:
Bespoke Lighting Solutions

Photo: Andrea Martiradonna



ORMA
BLADE

Aluminium body.
AISI 316L stainless steel flange.



Orma family

Orma_QC	Orma_C	Orma_I _Q	Orma_I _Q	Orma_F _QF
				
444	447	659	767	752

Orma_AB | powerLED



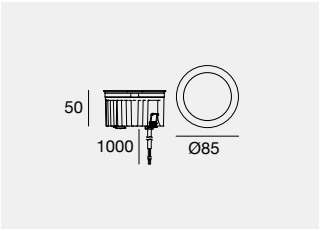

	Cct	lm S - lm D	Opt
C.C. - 630 mA - 8W DC			
SA **83642**	**M**	854 - 217	**18** (9°x 64° W.Grazing)
	W	854 - 217	
	N	922 - 234	

Electronics: **BU** (pag 793) | Recessed casings (pag 793)

C.V. - 24V DC - 9W DC			
SA **83643**	**M**	854 - 217	**18** (9°x 64° W.Grazing)
	W	854 - 217	
	N	922 - 234	

Electronics: **DC** (pag 793) | Recessed casings (pag 793)

Orma_IB | powerLED



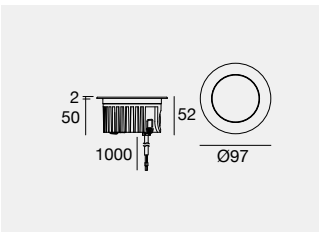

	Cct	lm S - lm D	Opt
C.C. - 630 mA - 8W DC			
SA **83644**	**M**	854 - 217	**18** (9°x 64° W.Grazing)
	W	854 - 217	
	N	922 - 234	

Electronics: **BU** (pag 793) | Recessed casings (pag 793)

C.V. - 24V DC - 9W DC			
SA **83645**	**M**	854 - 217	**18** (9°x 64° W.Grazing)
	W	854 - 217	
	N	922 - 234	

Electronics: **DC** (pag 793) | Recessed casings (pag 793)

Electronics

BU

C-E200008	99186	C-E200002
ON/OFF	ON/OFF	DALI/PUSH
1 art.	2 - 3 art.	2 - 3 art.
135 x 26 x h 26	117 x 92 x h 38	125 x 45 x h 30
35		55

DC

89179	89359	99331	99660	C-E500023	+ driver 24V DC	
ON/OFF	ON/OFF	ON/OFF	Dimmer	Dimmer DALI/PUSH	99331	99786
1 - 2 art.	1 - 5 art.	1 - 15 art.	DALI - 0/1-10V	0/1-10V	150W	240W
92 x 117 x h 38	115 x 140 x h 50	158 x 60 x h 35	149 x 37 x h 31	80 x 40 x h 25	1-15 art.	1-24 art.
			48	48	70	81



Recessed casings



PVC **99651** Recessed casings

suitable for: Orma_AB / Orma_IB



PVC **99856** Recessed casings with anti-vandalism flange.

suitable for: Orma_AB



PVC **99563** Recessed casings with anti-vandalism flange.

suitable for: Orma_AB

Finishes

SA Steel Aluminium

Cct

M 2700 **N** 4000
W 3000

Effect lights

MYIA

Aluminium body.



Myia | powerLED | 198-264V AC | 8,4 W DC - 10,5 W AC



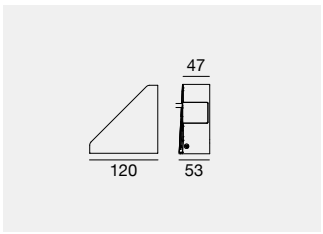

IP65 IK05

		Cct	lm S - lm D	Opt
WH	**91596**	**M**	854 - 311	**90** (14°x 85° Wall Grazing)
BB	**91597**	**W**	854 - 311	
GG	**91598**	**N**	922 - 335	



Finishes

WH White GG Grey
BB Black

Cct

M 2700 **N** 4000
W 3000

Effect lights



LOOP66

Aluminium body.

Loop66 | powerLED | 198-264V AC | 23 W DC - 25 W AC



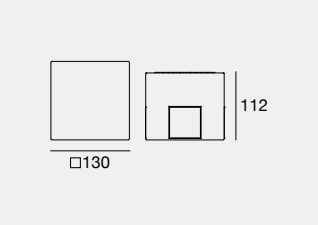

IP65 IK05

		Cct	lm S - lm D	Opt
WH	**97065**	**M**	2628 - 365	**05** (5°)
BB	**97066**	**W**	2796 - 387	
GG	**97067**	**N**	2988 - 415	
DB	**97357**			



Finishes

WH White
BB Black
GG Grey
DB Dark Brown

Cct

M 2700 **N** 4000
W 3000

Effect lights

PIXIE
PIXEL

Powder-coated, open-pore-anodised aluminium body.
Opalescent PMMA diffuser.



Pixie_PIXEL | topLED | 48V DC | 3,5 W DC



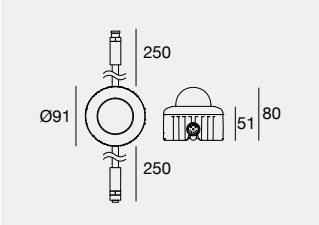

	Cct	Opt
GG 83841	Q RGBW (4000 K)	00 (Diffused)

Accessories and cables (pag 799)

For cables and power supply/control contact Linea Light support service.

Cables

AllinOne SPI 48 V DC | Cables



BB **83201** Conn. M. 4 pin M12 (L 2,5m)
BB **83202** Conn. F. 4 pin M12 (L 2,5m)
suitable for: Pixie_PIXEL

AllinOne SPI 48 V DC | Extension cables



BB **83199** Conn. M+F 4 pin M12 (L 1m)
BB **83200** Conn. M+F 4 pin M12 (L 5m)
suitable for: Pixie_PIXEL

Accessories



IS **98659** 2 xn Fixing bracket
suitable for: Pixie_PIXEL



IS **98654** Fixing bracket
suitable for: Pixie_PIXEL



IS **98655** Fixing bracket
suitable for: Pixie_PIXEL



IS **98653** Swivel fixing bracket
suitable for: Pixie_PIXEL





PALAZZO VECCHIO
Florence (Italy)
Project: Zanon Architetti Associati
Customer:
F - Light in collaboration with
MUSE Firenze (Florence MUSEUMS)
Photo&Video:
Lungimirante Productions

Finishes	Cct	Effect lights
BB Black IS Steel GG Grey	Q RGBW 4000	



PASEO
PIXEL

Polycarbonate body.

800

Paseo_PIXEL | topLED | 24V DC



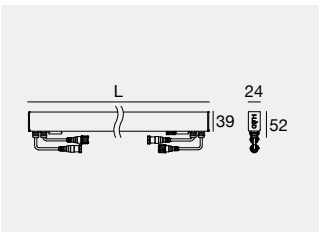

Paseo_PIXEL Dark | topLED | 48V DC



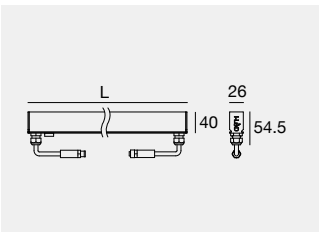

C.V. DMX RDM IP67 IK08

	Cct		Opt	
L 576 - 9,5 W DC				
OP **81337**	**Z**	RGB	**00**	(Diffused)
L 1152 - 19,5 W DC				
OP **81338**	**Z**	RGB	**00**	(Diffused)

Accessories (pag 801)

For cables and power supply/control contact Linea Light support service.

C.V. 48V DMX RDM IP67 IK08 WW

	Cct		Opt	
L 594 - 9,5 W DC				
BB **84217**	**Z**	RGB	**00**	(Diffused)
L 1176 - 19,5 W DC				
BB **84218**	**Z**	RGB	**00**	(Diffused)

Accessories (pag 801)

For cables and power supply/control contact Linea Light support service.

Paseo_PIXEL RGB
Lighting performance & engineering

The i-LèD Paseo PIXEL RGB linea system redefines the surrounding landscape through the creation of dynamic lighting effects. Every single RGB LED can be controlled individually, the available versions are: 576mm/594mm with 32 RGB full-color LEDs, or 1152mm/1176mm with 64 RGB full-color LEDs.



Accessories



IS **Included** Steel fixing brackets included

suitable for: Paseo_PIXEL Dark 9,5W / 19,5W



IS **83162** Support bracket for wall installation

suitable for: Paseo_PIXEL Dark 9,5W / 19,5W

Finishes
BB Black IS Steel
OP Opaline

Cct
Z RGB

Effect lights

XENIA
PIXEL

Anodised 6060 aluminium alloy body.



Xenia_PIXEL | Light effects | 48V DC | topLED 9,5 W DC



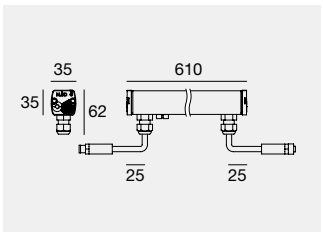

C.V. 48V IP65 IK08

	Cct		Opt	
AM **82596**	**Z**	RGB	**00**	(Diffused)

Accessories (pag 803)

For cables and power supply/control contact Linea Light support service.

Xenia_PIXEL | Light effects | 48V DC | topLED 19 W DC



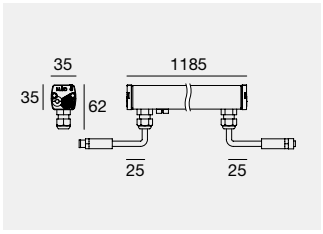

C.V. 48V IP65 IK08

	Cct		Opt	
AM **82597**	**Z**	RGB	**00**	(Diffused)

Accessories (pag 803)

For cables and power supply/control contact Linea Light support service.

Accessories



IS **98949** x2 Fixing brackets 46-67 mm

suitable for: Xenia_PIXEL



IS **89045** x2 Fixing brackets 90 mm
IS **89046** x2 Fixing brackets 150 mm
IS **89047** x2 Fixing brackets 300 mm

suitable for: Xenia_PIXEL



AM **83190** Anti-glaring 595 mm
AM **83191** Anti-glaring 1170 mm

suitable for: Xenia_PIXEL

Finishes

AM Anodised Aluminium
IS Steel

Cct

Z RGB




BOLLARDS

PRIVATE VILLA
Castelfranco Veneto, Treviso (Italy)

Architectural design:
Studio Architetti Associati
Giampietro & Stefano Cinel

Photography:
TheStudio



Bollards range index

Buzzer

Buzzer

814, 815

Buzzer Pro NEW

815, 817

Buzzer Pro NEW

815, 817

Nail

Nail

819

Ryo

Ryo

821

Lino

Lino

823

Opti-pole

Opti-pole

825

Bond Pro

Bond Pro

827

Peak

Peak

829

Apache

Apache

831

Rolling Sky

Rolling Sky NEW

834

Rolling Sky NEW

834

Blum

Blum

837

Blum

838

Blum Projector NEW

837

Blum Spike NEW

838

Blum Flower

839



BUZZER

808

A NEW BOLLARD THAT REVOLUTIONISES THE CONCEPT OF VISUAL COMFORT WITH WRAPAROUND LIGHTING AND NO SHADOW AREAS

Buzzer is the new bollard designed to illuminate routes, whether pedestrian or vehicle, and contemporary landscape projects. Available in five heights and four diameters, it is a flexible outdoor device, ideal for meeting all the designer's requirements. The light source, located entirely under the head, ensure Buzzer's excellent anti-glare, visual comfort. The bollard illuminates on the ground with 2 openings (180°) or a single opening (360°) with no upward dispersion. Thanks to its special optics, it offers a wide light diffusion all around it with no shadow areas at the base. Buzzer comes in four neutral finishes which are perfect for outdoor installation: Grey, Black Grey, Dark Brown and Green. Available in four temperature colours: 2200K, 2700K, 3000K and 4000K.



Black Grey (BG) **Grey (GG)** **Dark Brown (DB)**

360° OPTICAL COMPARTMENT





360° light

180° OPTICAL COMPARTMENT





180° light

RANGE

Ø70

Ø120



Ø136

H87
Buzzer
7 W On-Off
Buzzer Pro
8,5 W On-Off
Optic
360° - 180°

H400
Buzzer
7 W On-Off
Buzzer Pro
8,5 W On-Off
Optic
360° - 180°

H700
Buzzer
7 W On-Off
Buzzer Pro
8,5 W On-Off
Optic
360° - 180°

H900
Buzzer
7 W On-Off
Buzzer Pro
8,5 W On-Off
Optic
360° - 180°

H78
Buzzer Pro
8,5 W On-Off
Optic
360° - 180°

H145
Buzzer
7 W On-Off
Buzzer Pro
6,5 W On-Off - DALI
7,1 W On-Off
Optic
360° - 180°

H410
Buzzer
10 W On-Off
Buzzer Pro
11 W On-Off
11 W DALI 2
Optic
360° - 180°



H710
Buzzer
10 W On-Off
Buzzer Pro
11 W On-Off
11 W DALI 2
Optic
360° - 180°

H910
Buzzer
10 W On-Off
Buzzer Pro
11 W On-Off
11 W DALI 2
Optic
360° - 180°

H400
Buzzer Pro
20,5 W On-Off
20,5 W DALI 2
Optic
360° - 180°

H700
Buzzer Pro
20,5 W On-Off
20,5 W DALI 2
Optic
360° - 180°

H900
Buzzer Pro
20,5 W On-Off
20,5 W DALI 2
Optic
360° - 180°





Buzzer | arrayLED-direct | 220 V AC



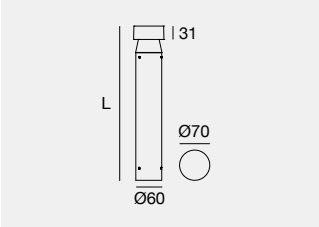

IK10 IP65 BUG Rating 0

	Cct	lm S - lm D	Opt
L 400 - 7 W AC			
BG **76874**	**W**	865 - 137	**00** (Asym. 360°)
GG **76875**	**N**	870 - 138	**18** (Asym. 180°)
DB **76876**			
L 700 - 7 W AC			
BG **76878**	**W**	865 - 137	**00** (Asym. 360°)
GG **76879**	**N**	870 - 138	**18** (Asym. 180°)
DB **76880**			
L 900 - 7 W AC			
BG **76882**	**W**	865 - 137	**00** (Asym. 360°)
GG **76883**	**N**	870 - 138	**18** (Asym. 180°)
DB **76884**			

Accessories: (pag 817)

Buzzer | Kit relamping | arrayLED-direct | 220 V AC



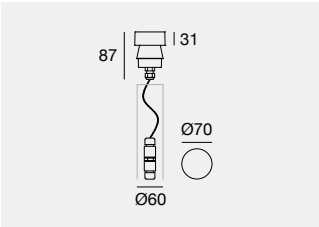

IK10 IP65 BUG Rating 0

	Cct	lm S - lm D	Opt
7 W AC			
BG **77187**	**W**	865 - 137	**00** (Asym. 360°)
GG **77188**	**N**	870 - 138	**18** (Asym. 180°)
DB **77189**			

Accessories: (pag 817)

RELAMPING KIT

For poles with a diameter of 60 mm external, 56 mm internal



Step 01
Removal of old mounted fixture

Step 02
Connection of the relamping kit with the waterproof connector (included)

Step 03
Press-fit insertion of the relamping kit

Buzzer | arrayLED-direct | 220 V AC



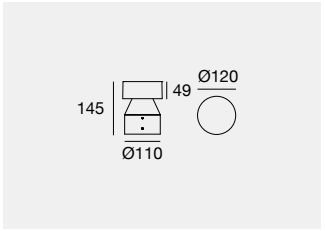

IK09 IP65

	Cct	lm S - lm D	Opt
7 W AC			
BG **76886**	**W**	865 - 137	**00** (Asym. 360°)
GG **76887**	**N**	870 - 138	**18** (Asym. 180°)
DB **76888**			

Accessories: (pag 817)

Buzzer | arrayLED-direct | 220 V AC



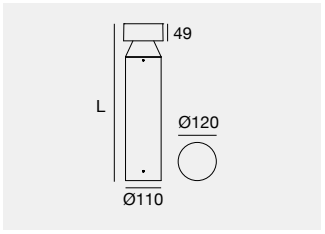

IK09 IP65 BUG Rating 0 *

	Cct	lm S - lm D	Opt
L 410 - 10 W AC			
BG **76890**	**W**	1065 - 255	**00** (Asym. 360°)
GG **76891**	**N**	1105 - 264	**18** (Asym. 180°) *
DB **76892**			
L 710 - 10 W AC			
BG **76894**	**W**	1065 - 255	**00** (Asym. 360°)
GG **76895**	**N**	1105 - 264	**18** (Asym. 180°) *
DB **76896**			
L 910 - 10 W AC			
BG **76898**	**W**	1065 - 255	**00** (Asym. 360°)
GG **76899**	**N**	1105 - 264	**18** (Asym. 180°) *
DB **76900**			

Buzzer Pro | arrayLED | 220-240 V AC



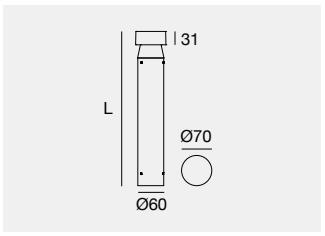

IK10 IP65 BUG Rating 0

	Fin	Cct	lm S - lm D	Opt
L 400 - 6,5 W DC - 8,5 W AC				
C00007	BG	**A**	746 - 129	**RD** (Asym. 360°)
	GG	**M**	925 - 152	**SR** (Asym. 180°)
	DB	**W**	965 - 159	
		N	990 - 169	
L 700 - 6,5 W DC - 8,5 W AC				
C00008	BG	**A**	746 - 129	**RD** (Asym. 360°)
	GG	**M**	925 - 152	**SR** (Asym. 180°)
	DB	**W**	965 - 159	
		N	990 - 169	
L 900 - 6,5 W DC - 8,5 W AC				
C00009	BG	**A**	746 - 129	**RD** (Asym. 360°)
	GG	**M**	925 - 152	**SR** (Asym. 180°)
	DB	**W**	965 - 159	
		N	990 - 169	

Accessories: (pag 817)

Buzzer Pro | Kit relamping | arrayLED | 220-240 V AC



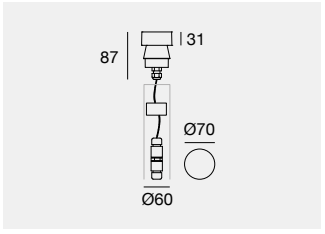

IK10 IP65 BUG Rating 0

	Fin	Cct	lm S - lm D	Opt
6,5 W DC - 8,5 W AC				
C00010	BG	**A**	746 - 129	**RD** (Asym. 360°)
	GG	**M**	925 - 152	**SR** (Asym. 180°)
	DB	**W**	965 - 159	
		N	990 - 169	

Accessories: (pag 817)

Buzzer Pro | arrayLED



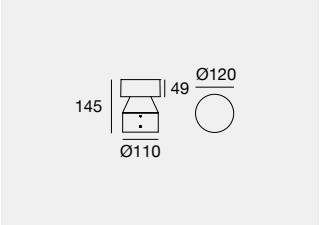

IK09 IP65

	Fin	Cct	lm S - lm D	Opt
C.C. - 350 mA - 6,5 W DC				
C00017	**BG**	**A**	746 - On req	**RD** (Asym. 360°)
	GG	**M**	925 - On req	**SR** (Asym. 180°)
	DB	**W**	965 - On req	
		N	990 - On req	

Electronics: **BZ** (pag 817) | Accessories: (pag 817)

IK09 IP65

	Fin	Cct	lm S - lm D	Opt
220-240 V AC - 5,4 W DC - 7,1 W AC				
C00018	**BG**	**A**	746 - On req	**RD** (Asym. 360°)
	GG	**M**	925 - On req	**SR** (Asym. 180°)
	DB	**W**	965 - On req	
		N	990 - On req	

Accessories: (pag 817)

Buzzer Pro | arrayLED | 220-240 V AC



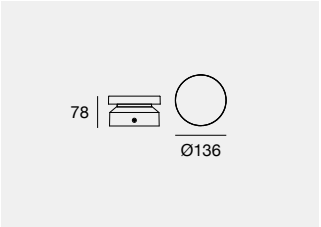

IK09 IP65 NEW

	Fin	Cct	lm S - lm D	Opt
7,2 W DC - 8,5 W AC				
C00714	**BG**	**A**	838 - 163	**RD** (Asym. 360°)
	GG	**M**	1041 - 203	
	DB	**W**	1087 - 211	
	GR	**N**	1114 - 218	

Accessories: (pag 817)

Buzzer Pro | arrayLED | 220-240 V AC





IK09 IP65 NEW

	Fin	Cct	lm S - lm D	Opt
7,2 W DC - 8,5 W AC				
C00713	**BG**	**A**	838 - 63	**SR** (Asym. 180°)
	GG	**M**	1041 - 78	
	DB	**W**	1087 - 82	
	GR	**N**	1114 - 84	

Accessories: (pag 817)



Buzzer Pro | arrayLED | 220-240 V AC



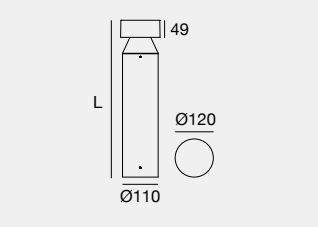

IK09 IP65 BUG Rating 0

	Fin		Cct	lm S - lm D	Opt
L 410 - 9,3 W DC - 11 W AC					
C00011	**BG**	BG	**A**	1011 - On req	**RD** (Asym. 360°)
	GG	GG	**M**	1265 - On req	**SR** (Asym. 180°)
DALI	**DB**	DB	**W**	1320 - On req	
C00014			**N**	1354 - On req	
L 710 - 9,3 W DC - 11 W AC					
C00012	**BG**	BG	**A**	1011 - On req	**RD** (Asym. 360°)
	GG	GG	**M**	1265 - On req	**SR** (Asym. 180°)
DALI	**DB**	DB	**W**	1320 - On req	
C00015			**N**	1354 - On req	
L 910 - 9,3 W DC - 11 W AC					
C00013	**BG**	BG	**A**	1011 - On req	**RD** (Asym. 360°)
	GG	GG	**M**	1265 - On req	**SR** (Asym. 180°)
DALI	**DB**	DB	**W**	1320 - On req	
C00016			**N**	1354 - On req	

Accessories: (pag 817)

Buzzer Pro | arrayLED | 220-240 V AC



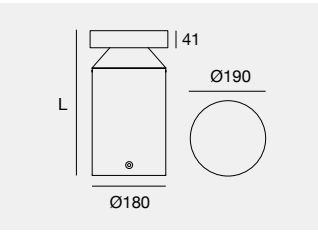

IK09 IP65 NEW

	Fin		Cct	lm S - lm D	Opt
L 400 - 18 W DC - 20,5 W AC					
C00022	**BG**	BG	**A**	2559 - On req	**RD** (Asym. 360°)
	GG	GG	**M**	2907 - On req	**SR** (Asym. 180°)
DALI	**DB**	DB	**W**	3027 - On req	
C00019			**N**	3106 - On req	
L 700 - 18 W DC - 20,5 W AC					
C00023	**BG**	BG	**A**	2559 - On req	**RD** (Asym. 360°)
	GG	GG	**M**	2907 - On req	**SR** (Asym. 180°)
DALI	**DB**	DB	**W**	3027 - On req	
C00020			**N**	3106 - On req	
L 900 - 18 W DC - 20,5 W AC					
C00024	**BG**	BG	**A**	2559 - On req	**RD** (Asym. 360°)
	GG	GG	**M**	2907 - On req	**SR** (Asym. 180°)
DALI	**DB**	DB	**W**	3027 - On req	
C00021			**N**	3106 - On req	

Accessories: (pag 817)

Accessories & Electronics

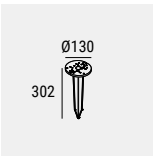

PVC **14931** Peg

suitable for: Buzzer Ø110 (only for h 145)
Buzzer Pro Ø110 (only for h 145) - Buzzer Pro Ø130
Buzzer Pro Ø136

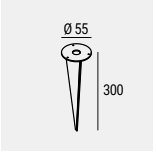

IS **W-F500001** Steel peg 300 mm

suitable for: Buzzer Ø70 - Buzzer Pro Ø70



IS **W-F900001** Tie rods Ø110
IS **W-F900002** Tie rods Ø180

suitable for: Buzzer Ø110 (not for h 145)
Buzzer Pro Ø110 (not for h 145) - Buzzer Pro Ø180

BZ

89421	**C-E200006**	**C-E200004**
ON/OFF	ON/OFF	DALI/PUSH
1 art.	1 - 2 art.	2 - 3 art.
74 x 65 x h 27	135 x 26 x h 26	125 x 45 x h 30
	35	55

Finishes

BG Black Grey
GG Grey
DB Dark Brown
IS Steel

Cct

A 2200 **W** 3000
M 2700 **N** 4000

NAIL



Nail | arrayLED-direct | 200-264 V AC | 7 W AC



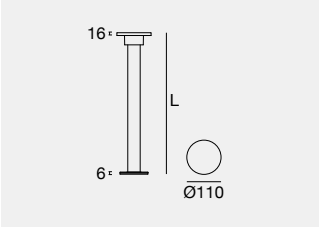

IK08 IP65

	Cct	lm S - lm D	Opt
L 400			
BG **76870**	**W**	865 - 338	**00** (Asym. 360°)
DB **76871**	**N**	870 - 339	
GG **76872**			
L 700			
BG **76914**	**W**	865 - 338	**00** (Asym. 360°)
DB **76915**	**N**	870 - 339	
GG **76916**			

Accessories: (pag 819)

Nail | Telescopic | arrayLED | 100-240 V AC | 7 W DC - 9 W AC



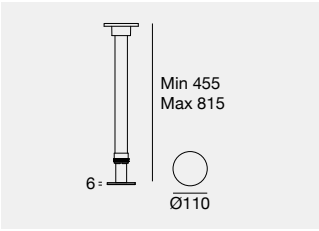

IK08 IP65

	Cct	lm S - lm D	Opt
L 455 / 815 (Minimum / Maximum)			
BG **84189**	**M**	1060 - On req	**00** (Asym. 360°)
DB **84190**	**W**	1107 - On req	
GG **84191**	**N**	1135 - On req	

Accessories: (pag 819)



Nail Telescopic

The most important feature of the Nail Telescopic is that it can vary the height of the stem at will thanks to the telescopic system that makes it unique. The light source remains in a fixed position and by increasing the height of the fixture, the surface area and intensity of illumination on the ground also vary.

Black Grey (BG)



Dark Brown (DB)



Grey (GG)



Accessories

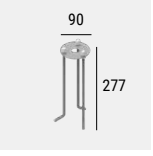

IS **83158** Tie rods

suitable for: Nail

Finishes

BG Black Grey
DB Dark Brown
GG Grey
IS Steel

Cct

M 2700 **N** 4000
W 3000



RYO

Polyester powder-coated aluminium
body and protective surface treatment.
Transparent polycarbonate diffuser.

Ryo | arrayLED | 198-264 V AC | 4,2 W DC - 5,2 W AC



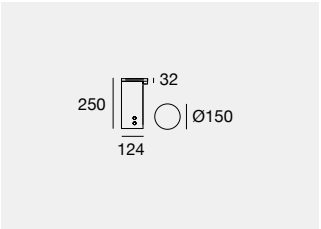

IK09 IP66

	Cct	lm S - lm D	Opt
L 250			
GG **64761**	**M**	669 - 475	**00** (Asym. Diffused)
BG **64759**	**W**	669 - 496	
DB **64760**	**N**	717 - 509	

Accessories: (pag 821)

Ryo | arrayLED | 100-240 V AC | 9 W DC - 10 W AC



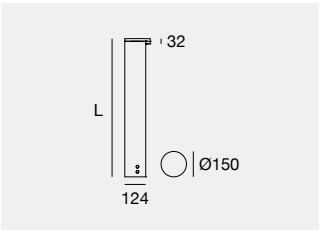

IK09 IP66

	Cct	lm S - lm D	Opt
L 820			
GG **64734**	**M**	1265 - 1066	**00** (Asym. Diffused)
BG **64721**	**W**	1320 - 1113	
DB **64726**	**N**	1354 - 1141	
L 1120			
GG **64736**	**M**	1265 - 1066	**00** (Asym. Diffused)
BG **64723**	**W**	1320 - 1113	
DB **64728**	**N**	1354 - 1141	

Accessories: (pag 821)

Ryo | arrayLED | 100-240 V AC | 8,4 W DC - 10 W AC



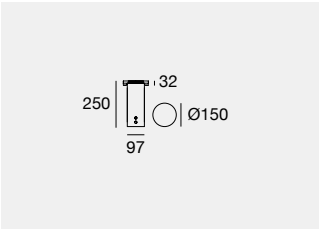

IK09 IP66

	Cct	lm S - lm D	Opt
L 250			
GG **64764**	**M**	1265 - 898	**00** (Asym. Diffused)
BG **64762**	**W**	1320 - 937	
DB **64763**	**N**	1354 - 961	

Accessories: (pag 821)

Ryo | arrayLED | 176-240 V AC | 18 W DC - 20 W AC



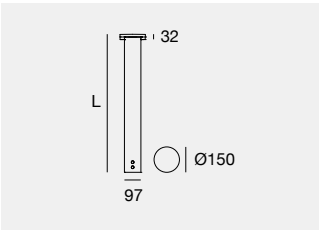

IK09 IP66

	Cct	lm S - lm D	Opt
L 820			
GG **64735**	**M**	2530 - 1796	**00** (Asym. Diffused)
BG **64722**	**W**	2640 - 1874	
DB **64727**	**N**	2708 - 1922	
L 1120			
GG **64737**	**M**	2530 - 1796	**00** (Asym. Diffused)
BG **64724**	**W**	2640 - 1874	
DB **64729**	**N**	2708 - 1922	

Accessories: (pag 821)



Accessories

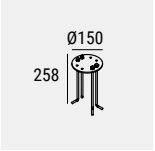

IS **64758** Tie rods

suitable for: Ryo

Finishes

BG Black Grey
GG Grey
DB Dark Brown
IS Steel

Cct

M 2700 **N** 4000
W 3000

LINO



ARIA RETREAT & SPA
Cima di Porlezza, Como (Italy)

Architectural design:
R4M Engineering

Lighting design:
Architect Giorgio Colombo,
Light+Arch Consultancy

Construction:
Quadrio Gaetano Costruzioni S.p.a.

Contract & Custom Lighting:
Bespoke Lighting Solutions

Photo: Andrea Martiradonna

Lino | V2 | powerLED | 24 V DC | 1 W DC



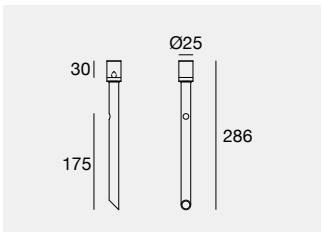

5 m

	Cct	lm S - lm D	Opt
SE **83763**	**M**	98 - 66	**00** (Diffused)
	W	106 - 71	
	N	112 - 75	

Electronics: **DG** (pag 823)

Electronics

DG

89488	**89179**	**89359**	**99332**	**83333**
ON/OFF	ON/OFF	ON/OFF	0/1-10V	DALI/PUSH
1 - 13 art.	1 - 22 art.	1 - 45 art.	1 - 135 art.	1 - 135 art.
100 x 80 x h 31	117 x 92 x h 38	140 x 115 x h 50	150 x 60 x h 35	188 x 68 x h 34
			70	77





Stainless steel body.
Extra-clear glass diffuser.

Finishes

SE Stainless Steel

Cct

M 2700 **N** 4000
W 3000

OPTI-POLE



Opti-pole | topLED | 100-240 V AC | 8 W DC - 9,5 W AC



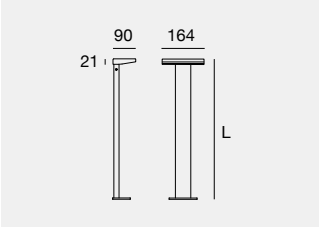

IK08 IP65

	Cct	lm S - lm D	Opt
L 550			
GG **65392**	**M**	744 - 216	**07** (Asym. Diffused)
BG **65394**	**W**	780 - 225	
DB **65393**	**N**	816 - 235	
L 800			
GG **65395**	**M**	744 - 216	**07** (Asym. Diffused)
BG **65397**	**W**	780 - 225	
DB **65396**	**N**	816 - 235	

Accessories: (pag 825)

Polyester powder-coated aluminium body and protective surface treatment. Transparent PMMA diffuser.

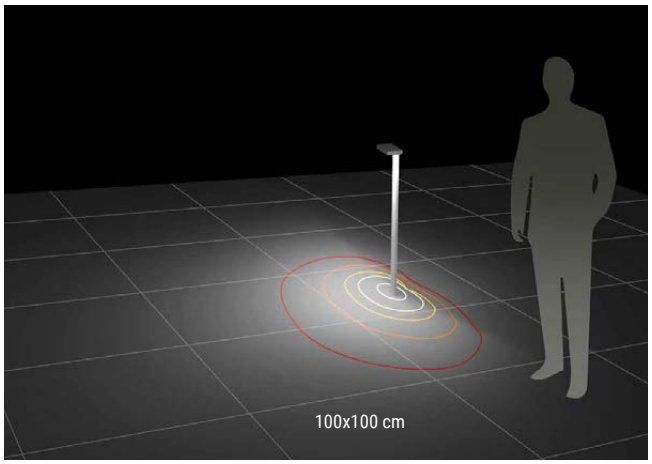

Visual comfort
Opti-Pole uses OptiLight technology to achieve unique visual comfort by reducing glare to zero. The source is poisitioned laterally inside the optics, and the laser microincisions in the PMMA diffuser channel the beam evenly. Opti-Pole covers the ground to the front and sides of the bollard, and also part of the back.



Accessories

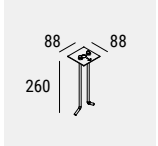

IS **64200** Tie rods

suitable for: Opti-pole

Finishes
BG Black Grey DB Dark Brown
GG Grey

Cct
M 2700 **N** 4000
W 3000

BOND PRO

Polyester powder-coated aluminium body and
protective surface treatment or stainless steel body.
Opalescent white polyethylene diffuser.



Bond_PRO | topLED | 220-240 V AC | 10,8 W DC - 12 W AC



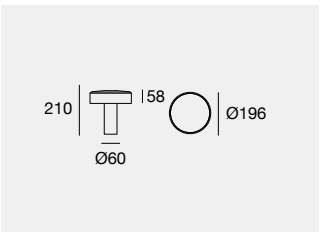

Bond_PRO | topLED | 220-240 V AC | 10,8 W DC - 12 W AC



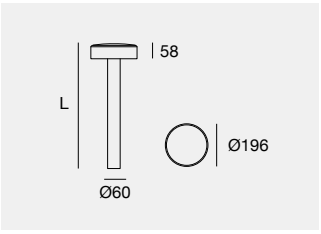

IK07 IP65

	Cct	lm S - lm D	Opt
L 210			
BG **81098**	**W**	1350 - 580	**00** (Asym. 360°)
DB **81099**	**N**	1460 - 627	
SE **81100**			
GG **81097**			

Accessories: (pag 827)

IK07 IP65

	Cct	lm S - lm D	Opt
L 510			
BG **81102**	**W**	1350 - 580	**00** (Asym. 360°)
DB **81103**	**N**	1460 - 627	
SE **81104**			
GG **81101**			
L 810			
BG **81106**	**W**	1350 - 580	**00** (Asym. 360°)
DB **81107**	**N**	1460 - 627	
SE **81108**			
GG **81105**			

Accessories: (pag 827)



Ergonomic design

The light source in the top of the bollard is screened by the circular flange to create a total cutoff, so that the light is never invasive and fits perfectly with its environment.
The light emitted illuminates the portion of the area below.
The Bond PRO range offers three different sizes that allow the product to be declined in a variety of application contexts.

Accessories

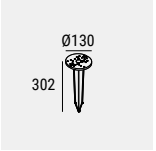

PVC **14931** Peg

suitable for: Bond_PRO

Finishes

BG Black Grey
GG Grey
DB Dark Brown
SE Stainless Steel

Cct

W 3000
N 4000

PEAK

Polyester powder-coated aluminium body
with protective surface treatment.
Extra-clear glass diffuser.



Peak | arrayLED | 220-240 V AC



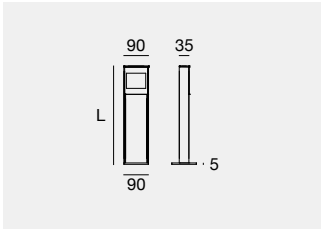

IK05 IP66

	Cct	lm S - lm D	Opt
L 350 - 6,5 W DC - 9 W AC			
GG **64794**	**M**	948 - 552	**07** (Asym. Ww)
BG **64795**	**W**	990 - 576	
DB **64796**	**N**	1015 - 591	
L 750 - 9,5 W DC - 11 W AC			
GG **64791**	**M**	1265 - 822	**07** (Asym. Ww)
BG **64792**	**W**	1320 - 847	
DB **64793**	**N**	1354 - 869	

Accessories: (pag 829)

Peak | arrayLED | 220-240 V AC



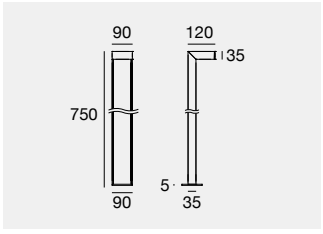

IK07 IP66

	Cct	lm S - lm D	Opt
9,5 W DC - 11 W AC			
GG **64788**	**M**	1265 - 822	**07** (Asym. Ww)
BG **64789**	**W**	1320 - 847	
DB **64790**	**N**	1354 - 869	
DALI - 9,5 W DC - 11 W AC			
GG **65403**	**M**	1265 - 822	**07** (Asym. Ww)
BG **64404**	**W**	1320 - 847	
DB **65405**	**N**	1354 - 869	

Accessories: (pag 829)



Optics design

The peculiar optical group conformation provides a lighting emission only on bollard front, eliminating every secondary light dispersion on the back. The light emission is deep, clear and defined.

Accessories

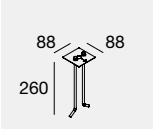

IS **65082** Tie rods

suitable for: Peak 6,5W / Peak 9,5W

Finishes

BG Black Grey
GG Grey
DB Dark Brown
IS Steel

Cct

M 2700 **N** 4000
W 3000



APACHE

Aluminium body with polyester powder coating and protective surface pre-treatment.
Polycarbonate diffuser.

Apache | topLED | 198-264 V AC



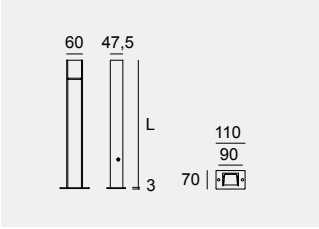

IK09 IP66

	Cct	lm S - lm D	Opt
L 550 - 7 W DC - 9 W AC			
BG **64252**	**M**	992 - 447	**00** (Asym. Ww)
GY **64253**	**W**	1034 - 466	
DB **64254**	**N**	1087 - 489	
L 850 - 8,5 W DC - 10 W AC			
BG **64256**	**M**	1198 - 539	**00** (Asym. Ww)
GY **64257**	**W**	1249 - 561	
DB **64258**	**N**	1313 - 589	

Accessories: (pag 831)

Apache | topLED | 198-264 V AC



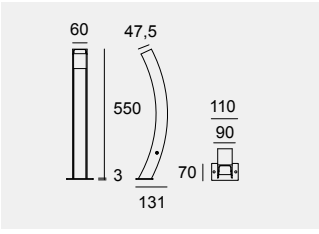

IK09 IP66

	Cct	lm S - lm D	Opt
L 550 - 7 W DC - 9 W AC			
BG **64262**	**M**	992 - 351	**00** (Asym. Ww)
GY **64263**	**W**	1034 - 365	
DB **64264**	**N**	1087 - 384	

Accessories: (pag 831)

Apache | topLED | 198-264 V AC



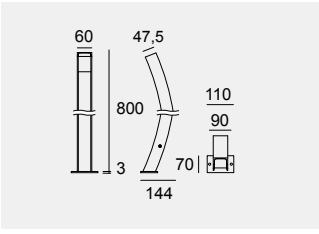

IK09 IP66

	Cct	lm S - lm D	Opt
L 800 - 8,5 W DC - 10 W AC			
BG **64266**	**M**	1198 - 423	**00** (Asym. Ww)
GY **64267**	**W**	1249 - 440	
DB **64268**	**N**	1313 - 463	

Accessories: (pag 831)



Grey-Black (GY)

Accessories

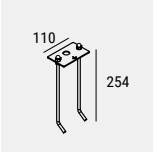

IS **64210** Tie rods

suitable for: Apache

Finishes

BG Black Grey
GY Grey/Black
DB Dark Brown
IS Steel

Cct

M 2700 **N** 4000
W 3000



ROLLING SKY

RADIANT ELEGANCE FOR A UNIQUE ATMOSPHERE

A collection of outdoor lamps characterized by neutral and elegant shapes. The light projected on the surface creates unique effects, transforming outdoor spaces into suggestive and welcoming environments. The transparency of the material allows for a homogeneous light distribution, offering unparalleled visual comfort. The versatility of Rolling Sky is emphasized by the possibility of composing the diffusers with the light units, allowing the light to be customized and adapted to the needs of the project.



Ø300 - H340 Ø400 - H435 Ø500 - H535



Ø290 - H335 Ø383 - H437 Ø490 - H535

MODULAR SHAPES AND COLOURS:



Light module
Dark brown (DB) or Black (BB)

Transparent aesthetic element
Sphere or Amphora

PVC/Aluminium body, PMMA diffuser.

Rolling Sky | topLED | 220-240 V AC | 9 W DC - 10 W AC



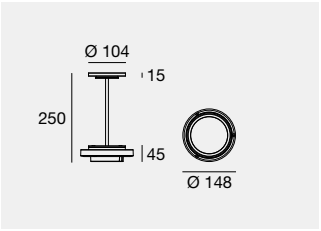

IK07 IP65* NEW

	Cct	lm S - lm D	Opt
BB 77099	M	1316 - 300	00 (Asym. 360°)
DB 77100	W	1385 - 322	

suitable for: (Sphere Ø300) **C-D100001** - (Amphora Ø290) **C-D100004**

Rolling Sky | topLED | 220-240 V AC | 15 W DC - 17 W AC



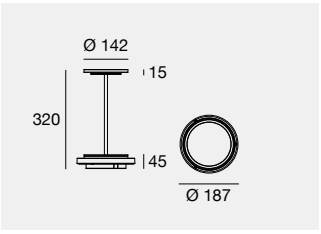

IK07 IP65* NEW

	Cct	lm S - lm D	Opt
BB 77101	M	1987 - 470	00 (Asym. 360°)
DB 77102	W	2136 - 505	

suitable for: (Sphere Ø400) **C-D100002** - (Amphora Ø383) **C-D100005**

Rolling Sky | topLED | 220-240 V AC | 20 W DC - 22 W AC



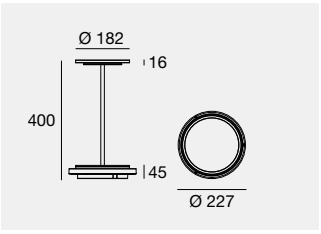

IK07 IP65* NEW

	Cct	lm S - lm D	Opt
BB 77103	M	2643 - 547	00 (Asym. 360°)
DB 77104	W	2842 - 588	

suitable for: (Sphere Ø500) **C-D100003** - (Sphere Ø490) **C-D100006**

Rolling Sky | Sphere



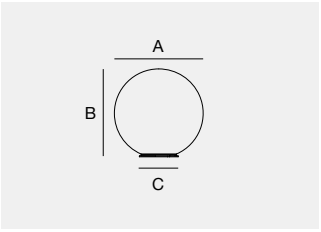

IK07 NEW

TR C-D100001	A= Ø300 | B= H300 | C= Ø139	
TR C-D100002	A= Ø400 | B= H395 | C= Ø179	
TR C-D100003	A= Ø500 | B= H495 | C= Ø219	

Rolling Sky | Amphora



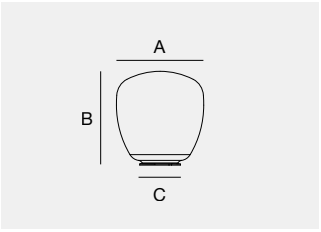

IK07 NEW

TR C-D100004	A= Ø290 | B= H295 | C= Ø139	
TR C-D100005	A= Ø383 | B= H397 | C= Ø179	
TR C-D100006	A= Ø490 | B= H495 | C= Ø219	

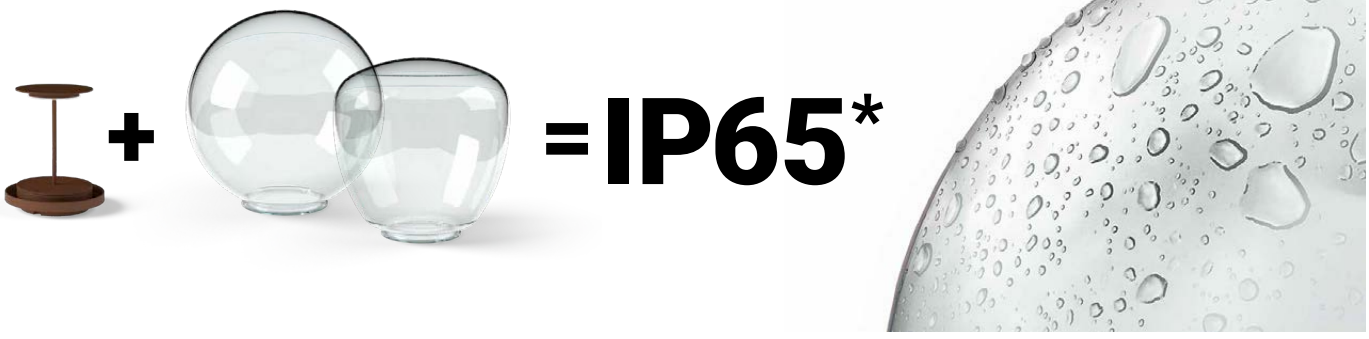

INSTALLATION POSSIBILITIES:

Grass



Floor



Ceiling



Wall



Accessories



PVC **14931** Peg

suitable for: Rolling Sky



BLUM

PVC/Aluminium body.
PMMA diffuser.



ARIA RETREAT & SPA
Cima di Porlezza, Como (Italy)

Architectural design:
R4M Engineering

Lighting design:
Architect Giorgio Colombo,
Light+Arch Consultancy

Construction:
Quadrio Gaetano Costruzioni S.p.a.

Contract & Custom Lighting:
Bespoke Lighting Solutions

Photo: Andrea Martiradonna

Blum | powerLED | 100-240 V AC | 1,5 W DC - 1,8 W AC



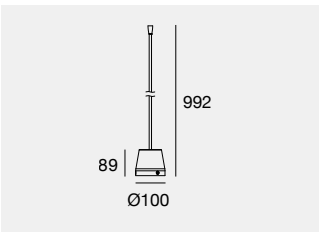

IK08 IP65

	Cct	lm S - lm D	Opt
1 x powerLED			
BN **83875**	**A**	150 - 97	**20** (25°)
	M	170 - 109	**00** (99°)
	W	181 - 116	
	N	203 - 130	

Accessories: (pag 839)

Blum | powerLED | 100-240 V AC | 4,5 W DC - 5,4 W AC



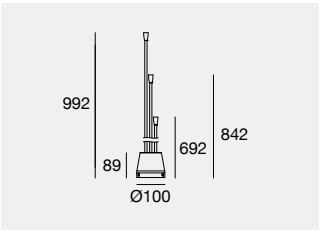

IK08 IP65

	Cct	lm S - lm D	Opt
3 x powerLED			
BN **83879**	**A**	450 - 290	**20** (25°)
	M	510 - 328	**00** (99°)
	W	543 - 349	
	N	609 - 392	

Accessories: (pag 839)

Blum Projector | powerLED | 210-250 V AC | 4,5 W DC - 5,5 W AC



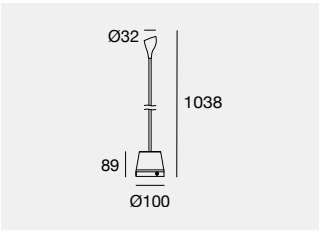

IK08 IP65 NEW

	Fin	Cct	lm S - lm D	Opt
1 x powerLED				
C00004	BN	**A**	542 - On req	**SP** (10°÷ 19°)
		M	646 - On req	**FL** (20°÷ 29°)
		W	673 - On req	**WF** (50°÷ 70°)
		N	711 - On req	

Accessories: (pag 839)

Blum Projector | powerLED | 500 mA | 4,5 W DC



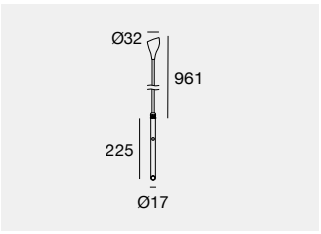

IK08 IP65 NEW

	Fin	Cct	lm S - lm D	Opt
1 x powerLED				
C00006	BN	**A**	542 - On req	**SP** (10°÷ 19°)
		M	646 - On req	**FL** (20°÷ 29°)
		W	673 - On req	**WF** (50°÷ 70°)
		N	711 - On req	

Electronics: **BW** (pag 839) | Accessories: (pag 839)

Blum Projector | powerLED | 210-250 V AC | 12,2 W DC - 14,2 W AC



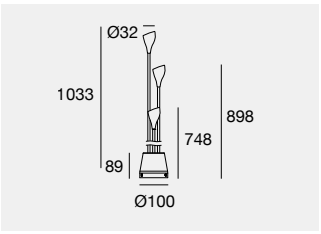

IK08 IP65 NEW

	Fin	Cct	lm S - lm D	Opt
3 x powerLED				
C00005	BN	**A**	1494 - On req	**SP** (10°÷ 19°)
		M	1772 - On req	**FL** (20°÷ 29°)
		W	1848 - On req	**WF** (50°÷ 70°)
		N	1950 - On req	

Accessories: (pag 839)



Blum (83875)



Blum Projector (C00004)

Finishes

BN Brown

Cct

A 2200 **W** 3000
M 2700 **N** 4000

Blum | powerLED | 100-240 V AC | 1,5 W DC - 1,8 W AC



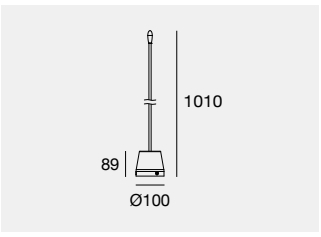

IK08 IP65

	Cct	lm S - lm D	Opt
1 x powerLED			
BN **83876**	**A**	150 - 44	**00** (Diffused)
	M	170 - 49	
	W	181 - 53	
	N	203 - 59	

Accessories: (pag 839)

Blum | powerLED | 100-240 V AC | 4,5 W DC - 5,4 W AC



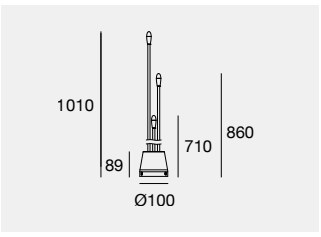

IK08 IP65

	Cct	lm S - lm D	Opt
3 x powerLED			
BN **83880**	**A**	450 - 131	**00** (Diffused)
	M	510 - 149	
	W	543 - 158	
	N	609 - 178	

Accessories: (pag 839)

Blum Spike | powerLED | 210-250 V AC | 1,5 W DC - 1,8 W AC



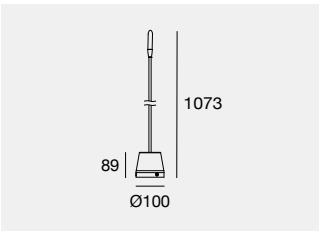

IK08 IP65 NEW

	Fin	Cct	lm S - lm D	Opt
1 x powerLED				
C00001	**BN**	**A**	151 - On req	**DI** (Diffused)
		M	199 - On req	
		W	213 - On req	
		N	227 - On req	

Accessories: (pag 839)

Blum Spike | powerLED | 500 mA | 1,5 W DC



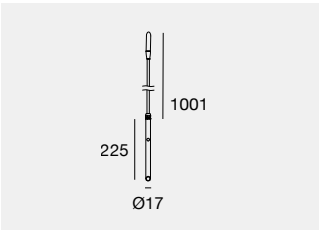

IK08 IP65 NEW

	Fin	Cct	lm S - lm D	Opt
1 x powerLED				
C00003	**BN**	**A**	151 - On req	**DI** (Diffused)
		M	199 - On req	
		W	213 - On req	
		N	227 - On req	

Electronics: **BC** (pag 839) | Accessories: (pag 839)

Blum Spike | powerLED | 210-250 V AC | 4,5 W DC - 5,4 W AC



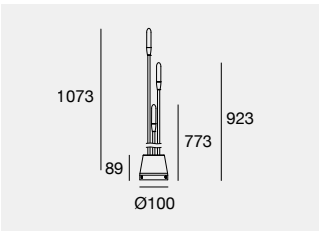

IK08 IP65 NEW

	Fin	Cct	lm S - lm D	Opt
3 x powerLED				
C00002	**BN**	**A**	453 - On req	**DI** (Diffused)
		M	597 - On req	
		W	639 - On req	
		N	681 - On req	

Accessories: (pag 839)



Blum (83876)



Blum Spike (C00001)



Blum Flower (83877)



Blum Flower (83878)

Blum Flower | powerLED | 100-240 V AC | 1,5 W DC - 1,8 W AC



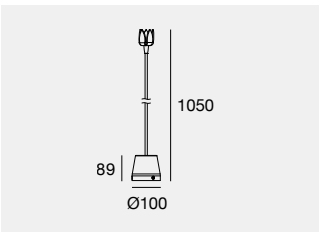

IK08 IP65

	Cct	lm S - lm D	Opt
1 x powerLED			
BN **83877**	**A**	150 - On req	**00** (Diffused)
	M	170 - On req	
	W	181 - On req	
	N	203 - On req	

Accessories: (pag 839)

Blum Flower | powerLED | 100-240 V AC | 4,5 W DC - 5,4 W AC



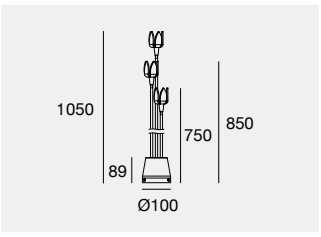

IK08 IP65

	Cct	lm S - lm D	Opt
3 x powerLED			
BN **83881**	**A**	450 - On req	**00** (Diffused)
	M	510 - On req	
	W	543 - On req	
	N	609 - On req	

Accessories: (pag 839)

Blum Flower | powerLED | 100-240 V AC | 1,5 W DC - 1,8 W AC



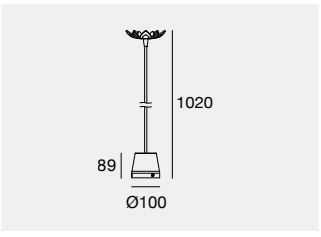

IK08 IP65

	Cct	lm S - lm D	Opt
1 x powerLED			
BN **83878**	**A**	150 - On req	**00** (Diffused)
	M	170 - On req	
	W	181 - On req	
	N	203 - On req	

Accessories: (pag 839)

Blum Flower | powerLED | 100-240 V AC | 4,5 W DC - 5,4 W AC



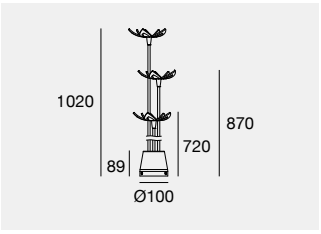

IK08 IP65

	Cct	lm S - lm D	Opt
3 x powerLED			
BN **83882**	**A**	450 - On req	**00** (Diffused)
	M	510 - On req	
	W	543 - On req	
	N	609 - On req	

Accessories: (pag 839)

Accessories



TR **83884** Open flower

suitable for: Blum Flower



TR **83883** Closed flower

suitable for: Blum Flower

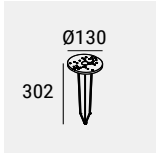

PVC **14931** Peg

suitable for: Blum / Blum Projector / Blum Spike Blum Flower

Electronics

BC

89422	**89423**	**C-E200007**	**C-E200003**
ON/OFF	ON/OFF	ON/OFF	DALI/PUSH
1 - 2 art.	2 - 3 art.	3 - 6 art.	5 - 12 art.
74 x 65 x h 27	74 x 65 x h 27	135 x 26 x h 26	125 x 45 x h 30
		35	55

BW

C-E200007	**99185**	**C-E200003**
ON/OFF	ON/OFF	DALI/PUSH
1 - 2 art.	2 - 4 art.	2 - 4 art.
135 x 26 x h 26	117 x 92 x h 38	125 x 45 x h 30
35		55

Finishes **Cct**

BN Brown **A** 2200 **W** 3000
M 2700 **N** 4000




URBAN
LIGHTS

RESIDENCE CIVICO 3.9
Castelfranco Veneto - Treviso (Italy)

Project: Studio Architetti Associati
Giampietro & Stefano Cinel

Commissioned by:
Fralma Srl

Photography:
The Studio



Urban lights range index

Parker

Parker



845

Parker PC



846

Voyager

Voyager



849

Ledweg

Ledweg



851

Stalk

Stalk



853

Peak

Peak-Maxi



855

Peak-Maxi_L



855

Peak-Maxi_DL



855

Poles, arms & fixing accessories

Poles



856

Arms & fixing accessories



858

PARKER

Body in die-cast aluminium ENAB-46100.
Extra-clear tempered glass diffuser.



Parker | powerLED | 198-264 V AC



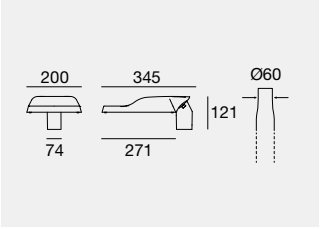

0,5 m | 0,02 | 0,07

	Cct	lm S - lm D	Opt
12 x powerLED - 20 W DC - 22 W AC			
AT **77379**	**A**	2108 - 1545	**72** (Street)
	W	2988 - 2192	**73** (Urban)
Autocontrol System	**N**	3852 - 2810	**79** (Park)
AT **77378**			
24 x powerLED - 33 W DC - 36 W AC			
AT **77381**	**A**	3309 - 2561	**72** (Street)
	W	4883 - 3631	**73** (Urban)
Autocontrol System	**N**	6283 - 4656	**79** (Park)
AT **77380**			
12 x powerLED - 37 W DC - 40 W AC			
AT **77382**	**A**	3258 - 2287	**72** (Street)
	W	4746 - 3244	**73** (Urban)
	N	6107 - 4158	**79** (Park)

Accessories: (pag 846) | Poles: (pag 856) | Arms & fixing accessories: (pag 858)

Parker | powerLED | 198-264 V AC



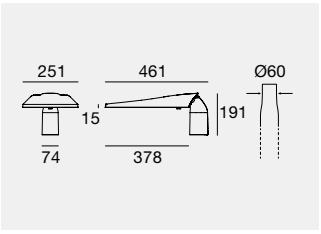

1 m | 0,03 | 0,1

	Cct	lm S - lm D	Opt
24 x powerLED - 41,5 W DC - 44 W AC			
AT **84466**	**A**	4217 - 3255	**72** (Street)
LY **84467**	**W**	5976 - 4609	**73** (Urban)
Autocontrol System	**N**	7534 - 5812	**79** (Park)
AT **84468**			
LY **84469**			
36 x powerLED - 52 W DC - 55 W AC			
AT **84470**	**A**	5434 - 4163	**72** (Street)
LY **84471**	**W**	7768 - 5895	**73** (Urban)
Autocontrol System	**N**	9643 - 7473	**79** (Park)
AT **84472**			
LY **84473**			
36 x powerLED - 63 W DC - 66 W AC			
AT **84474**	**A**	6326 - 4880	**72** (Street)
LY **84475**	**W**	8964 - 6911	**73** (Urban)
Autocontrol System	**N**	11300 - 8714	**79** (Park)
AT **84476**			
LY **84477**			
36 x powerLED - 71,5 W DC - 75 W AC			
AT **84478**	**A**	6957 - 5393	**72** (Street)
LY **84479**	**W**	9925 - 7636	**73** (Urban)
Autocontrol System	**N**	12491 - 9629	**79** (Park)
AT **84480**			
LY **84481**			
36 x powerLED - 84 W DC - 90 W AC			
AT **84567**	**A**	7920 - 6218	**72** (Street)
LY **84568**	**W**	11448 - 8804	**73** (Urban)
Autocontrol System	**N**	14400 - 11102	**79** (Park)
AT **84569**			
LY **84570**			

Accessories: (pag 846) | Poles: (pag 856) | Arms & fixing accessories: (pag 858)

Autocontrol system
The Autocontrol system makes it so that autonomous street lights are able to automatically adjust the luminous flow based on the selected programming depending on the technical lighting needs. The system works in combination with a timer or a twilight switch upstream of the system which determines the daily hours of operation. Generally, the operating time is divided into 5 time slots, proportional in percentage to the duration of the night. This time is stored by the power supply and used to determine the hours of operation in the various time slots of the following day.

Finishes
AT Anthracite
LY Light Grey

Cct
A 2200 **N** 4000
W 3000

Parker PC | Pedestrian | powerLED | 198-264 V AC



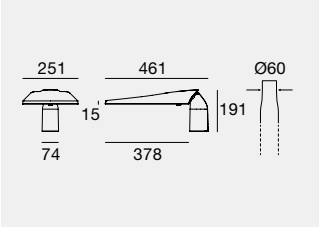



Parker | powerLED | 198-264 V AC

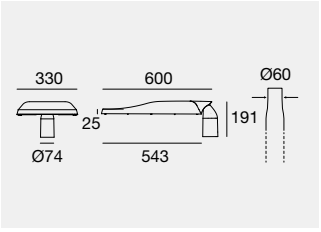

1 m | 0,03 | 0,1

	Cct	lm S - lm D	Opt
8 x powerLED - 53 W DC - 58 W AC			
AT **92370**	**A**	5655 - On req	**78** (Pedestrian Crossing)
LY **92371**	**W**	7949 - On req	
	N	8523 - On req	
	C	8523 - On req	

Accessories: (pag 846) | Poles: (pag 856) | Arms & fixing accessories: (pag 858)

1 m | 0,04 | 0,18

	Cct	lm S - lm D	Opt
48 x powerLED - 91 W DC - 100 W AC			
AT **84506**	**A**	9001 - 7504	**72** (Street)
LY **84507**	**W**	12820 - 10737	**73** (Urban)
Autocontrol System	**N**	16134 - 13505	**79** (Park)
AT **84508**			
LY **84509**			
60 x powerLED - 110 W DC - 120 W AC			
AT **84510**	**A**	10898 - 9079	**72** (Street)
LY **84511**	**W**	15496 - 12992	**73** (Urban)
Autocontrol System	**N**	19501 - 16341	**79** (Park)
AT **84512**			
LY **84513**			
72 x powerLED - 133 W DC - 145 W AC			
AT **84514**	**A**	13077 - 9886	**72** (Street)
LY **84515**	**W**	18595 - 14034	**73** (Urban)
Autocontrol System	**N**	23401 - 17653	**79** (Park)
AT **84516**			
LY **84517**			
96 x powerLED - 149 W DC - 160 W AC			
AT **84518**	**A**	15219 - 11429	**72** (Street)
LY **84519**	**W**	21504 - 16224	**73** (Urban)
Autocontrol System	**N**	27060 - 20408	**79** (Park)
AT **84520**			
LY **84521**			

Accessories: (pag 846) | Poles: (pag 856) | Arms & fixing accessories: (pag 858)

Accessories



AL **83404** Wall fixing bracket

suitable for: Parker 22W, 36W, 40W



PVC **99229** Extension cables in neoprene (per meter) 2x1mm2.
Example: 99229 x 3 pz = 3m

suitable for: Parker



PVC **98729** Quick connector ON-OFF IP68 socket/plug (2 poles)

suitable for: Parker

Head adjustment



90° positioning



15° positioning



180° positioning



VOYAGER

Body in die-cast aluminium ENAB-46100.
Extra-clear tempered glass or sand-blasted glass diffuser.

Voyager | powerLED | 198-264 V AC



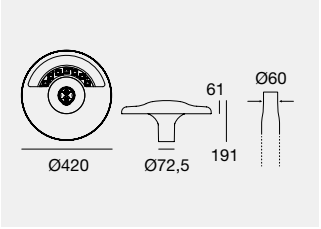

1 m | OVP | ESD | IP66 | IK08 | 0,03 | 0,14

	Cct	lm S - lm D	Opt
3 x powerLED - 23 W DC - 26 W AC			
AT **93188**	**A**	2339 - 1448	**71** (Bike)
LY **93189**	**W**	3278 - 2031	**72** (Street)
	N	3515 - 2177	**73** (Urban)
	C	3515 - 2177	**79** (Park)
5 x powerLED - 35 W DC - 40 W AC			
AT **93184**	**A**	3534 - 2194	**71** (Bike)
LY **93185**	**W**	4968 - 3077	**72** (Street)
Autocontrol System	**N**	5327 - 3299	**73** (Urban)
AT **93332**	**C**	5327 - 3299	**79** (Park)
LY **93336**			
7 x powerLED - 49 W DC - 54 W AC			
AT **93174**	**A**	4948 - 3080	**71** (Bike)
LY **93181**	**W**	6955 - 4321	**72** (Street)
Autocontrol System	**N**	7457 - 4632	**73** (Urban)
AT **93312**	**C**	9588 - 5963	**79** (Park)
LY **93313**			

Poles: (pag 856) | Arms & fixing accessories: (pag 858)

Voyager | powerLED | 198-264 V AC



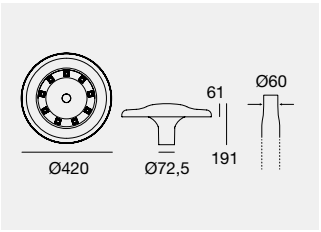

1 m | OVP | ESD | IP66 | IK08 | 0,03 | 0,14

	Cct	lm S - lm D	Opt
9 x powerLED - 64 W DC - 71 W AC			
AT **93170**	**A**	6361 - On req	**00** (Asym. 360°)
LY **93171**	**W**	8942 - On req	
Autocontrol System	**N**	9588 - On req	
AT **93293**	**C**	9588 - On req	
LY **93294**			

Poles: (pag 856) | Arms & fixing accessories: (pag 858)

Voyager | topLED | 198-264 V AC



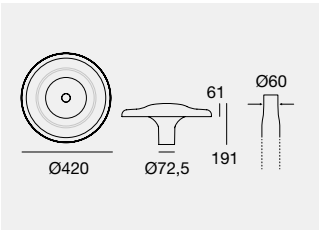

1 m | OVP | ESD | IP66 | IK08 | 0,03 | 0,14

	Cct	lm S - lm D	Opt
216 x topLED - 50 W DC - 55 W AC			
AT **80909**	**A**	7182 - 3209	**00** (Diffused)
LY **80910**	**W**	8672 - 4022	
Autocontrol System	**N**	8996 - 4427	
AT **80913**	**C**	8996 - 4565	
LY **80914**			
216 x topLED - 63 W DC - 70 W AC			
AT **80953**	**A**	8510 - 4070	**00** (Diffused)
LY **80954**	**W**	10303 - 5521	
Autocontrol System	**N**	10670 - 5839	
AT **80955**	**C**	10670 - 6131	
LY **80956**			

Poles: (pag 856) | Arms & fixing accessories: (pag 858)

LEDWEG

Body in die-cast aluminium ENAB-46100.
Extra-clear tempered glass diffuser.





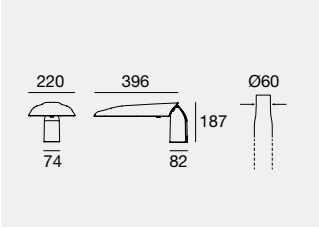

1 m 0,03 0,06

	Cct	lm S - lm D	Opt
4 x powerLED - 31 W DC - 35 W AC			
AT **92157**	**A**	3118 - 1898	**71** (Bike)
LY **92162**	**W**	4371 - 2669	**72** (Street)
	N	4686 - 2862	**73** (Urban)
	C	4686 - 2862	**79** (Park)
5 x powerLED- 35 W DC - 40 W AC			
AT **92163**	**A**	3534 - 2165	**71** (Bike)
LY **92166**	**W**	4968 - 3043	**72** (Street)
Autocontrol System	**N**	5327 - 3262	**73** (Urban)
AT **92518**	**C**	5327 - 3262	**79** (Park)
LY **92525**			
6 x powerLED - 42 W DC - 46 W AC			
AT **92167**	**A**	4241 - 2545	**71** (Bike)
LY **92168**	**W**	5962 - 3576	**72** (Street)
Autocontrol System	**N**	6392 - 3834	**73** (Urban)
AT **92526**	**C**	6392 - 3834	**79** (Park)
LY **92527**			

Poles: (pag 856) | Arms & fixing accessories: (pag 858)



Finishes **Cct**

AT Anthracite **A** 2200 **N** 4000
LY Light Grey **W** 3000 **C** 5000

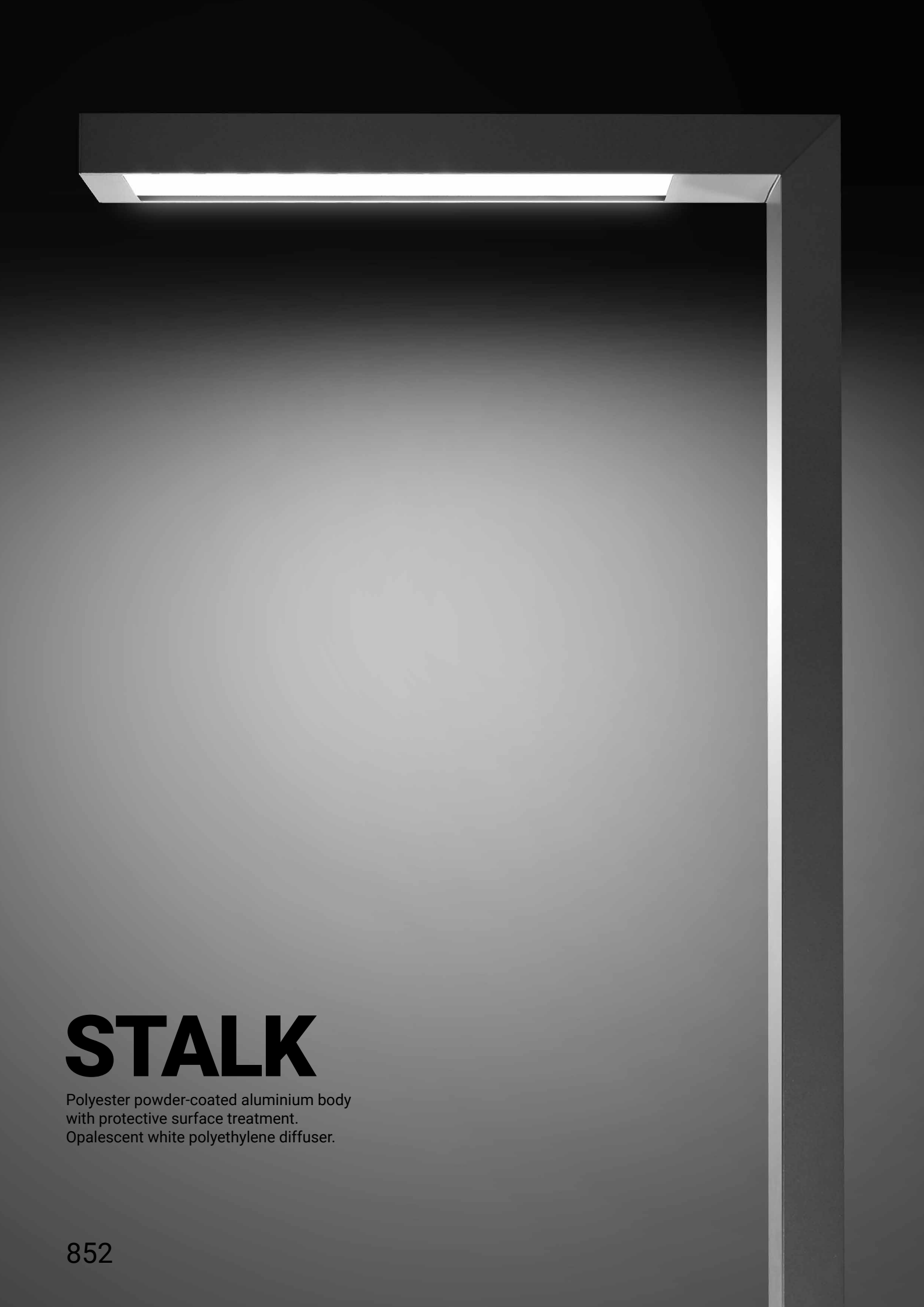

STALK

Polyester powder-coated aluminium body
with protective surface treatment.
Opalescent white polyethylene diffuser.

Stalk | topLED | 180-264 V AC | 20 W DC - 21 W AC



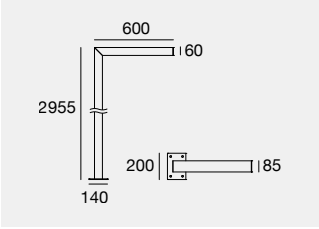

IK08 IP65

	Cct	lm S - lm D	Opt
GG **63445**	**M**	2210 - 1056	**00** (Diffused)
DB **63446**	**W**	2314 - 1106	
	N	2460 - 1176	

Accessories: (pag 853)



Accessories

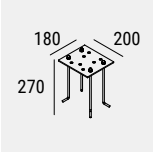

IS **53890** Tie rods

suitable for: Stalk

Finishes

GG Grey
DB Dark Brown
IS Steel

Cct

M 2700 **N** 4000
W 3000

PEAK

Polyester powder-coated aluminium body
with protective surface treatment.
Extra-clear glass diffuser.



Peak-Maxi | powerLED | 198-264 V AC | 34 W DC - 38 W AC



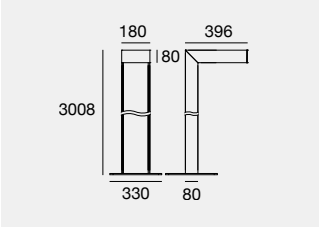

IK08 IP66

	Fin	Cct	lm S - lm D	Opt
C00379	**GG**	**M**	4776 - 3820	**PK** (Park)
	DG	**W**	5112 - 4065	**ST** (Street)
	DB	**N**	5448 - 4331	

Accessories: (pag 855)

IK08 IP66 **DALI**

	Fin	Cct	lm S - lm D	Opt
DALI				
C00380	**GG**	**M**	4776 - 3820	**PK** (Park)
	DG	**W**	5112 - 4065	**ST** (Street)
	DB	**N**	5448 - 4331	

Accessories: (pag 855)

Peak-Maxi_L | powerLED | 198-264 V AC | 51 W DC - 56 W AC



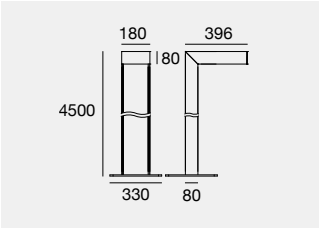

IK08 IP66

	Fin	Cct	lm S - lm D	Opt
C00381	**GG**	**M**	7164 - 5731	**PK** (Park)
	DG	**W**	7668 - 6096	**ST** (Street)
	DB	**N**	8172 - 6497	

Accessories: (pag 855)

IK08 IP66 **DALI**

	Fin	Cct	lm S - lm D	Opt
DALI				
C00384	**GG**	**M**	7164 - 5731	**PK** (Park)
	DG	**W**	7668 - 6096	**ST** (Street)
	DB	**N**	8172 - 6497	

Accessories: (pag 855)

Peak-Maxi_DL | powerLED | 198-264 V AC | 102 W DC - 112 W AC



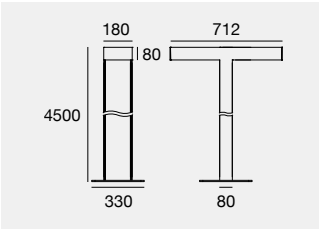

IK08 IP66

	Fin	Cct	lm S - lm D	Opt
C00382	**GG**	**M**	14328 - 11462	**PK** (Park)
	DG	**W**	15336 - 12192	**ST** (Street)
	DB	**N**	16344 - 12944	

Accessories: (pag 855)

IK08 IP66 **DALI**

	Fin	Cct	lm S - lm D	Opt
DALI				
C00385	**GG**	**M**	14328 - 11462	**PK** (Park)
	DG	**W**	15336 - 12192	**ST** (Street)
	DB	**N**	16344 - 12944	

Accessories: (pag 855)

Accessories

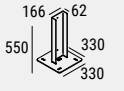

GG **65076** Fixing base
DG **65077** Fixing base
DB **65075** Fixing base
suitable for: Peak Maxi / Peak Maxi L / Peak Maxi DL

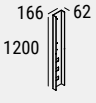

IS **65078** Fixing base
suitable for: Peak Maxi / Peak Maxi L / Peak Maxi DL

Finishes
GG Grey
DG Dark Grey
DB Dark Brown
IS Steel

Cct
W 3000
N 4000

TECHNICAL CHARACTERISTICS

The calculations with the relative design loads are carried out in accordance with:
- Presidential Decree 07/01/1956 No. 164 "Regulations for the prevention of injuries in the workplace."
- Law No. 1086 of 05/11/71: "Regulations on works by reinforced, normal and prestressed concrete and in metallic structure."
- CNR - UNI 10011/88: "Steel construction: instructions for calculation, execution, commissioning and maintenance."
- CNR10022/84: "Cold formed sections. Instructions for use in building."
- "UNI - ENV " 1993-1-1(2004 - Eurocode 3, Design of concrete structures Part 1- 1: General regulations-General rules and rules for buildings.
- Ministerial Decree 14/01/08 Technical standards for construction.
- Ministerial Circular No. 617 of 02/02/09 "Instructions for the application of the Technical Standards for construction pursuant to Ministerial Decree 14 January 2008.
- "UNI-ENV 1991-2-4 (1997), Eurocode 1, Basis of design and actions on structures" For the entire sector of poles 20 m tall or shorter (straight poles) and equal to or shorter than 18 m (poles with arm), in the European Union, the harmonized UNI-EN standards are applied correlated with the "European Directive Council of 21 December 1988 relative to the reconciliation of the legislative, Regulatory and administrative provisions of the member States concerning construction products EEC 89/106."
- The lamp towers are constructed in observance of DPR 547 "Standards for prevention of accidents" and DPR 459 "Regulation for the implementation of the 89/392/EEC, 91/368/EEC, 93/44/EEC and 93/68/ directives.
- EEC concerning the reconciliation of legislation by the member States relative to machines.

	MATERIAL	UNI EN 40/2 DIMENSIONAL TOLERANCES	PROTECTION
TAPERED AND CYLINDRICAL POLES	**Steel:** S235 JRH - UNI EN 10219 (Fe 360B) **R:** 360 - 490 N/mm² **R and H:** 235 N/mm² **A:** 20 %	**External diameter:** ± 1 % **Thickness:** ± 10 % **Straightness:** ± 0.3 % of the total length Length: ± 0.5 %	Hot galvanising in accordance with UNI EN ISO 1461
CONICAL POLES, CURVED BY SHEET METAL	**Steel:** S235 JRH - UNI EN 10219 (Fe 360B) **R:** 360 - 490 N/mm² **R and H:** 235 N/mm² **A:** 20 %	**External diameter:** ± 1 % **Shape:** ± 3 % from the diameter **Thickness:** ± 10 % **Straightness:** ± 0.3 % of the total length **Length:** ± 0.5 %	Hot galvanising in accordance with UNI EN ISO 1461
TAPERED AND CONICAL POLES, HOT ROLLED	**Steel:** S275 JOH - UNI EN 10219 (Fe 340) (S235 JOH - UNI EN 10219 on request) **R:** 410 - 560 N/mm² (360 - 490 N/mm² on request) **R and H:** 275 N/mm² (360 - 490 N/mm² on request) **A:** 20 %	**External diameter:** ± 3 % **Thickness:** ± 0.3 % **Straightness:** ± 0.3 % of the total length **Length:** ± 50 mm	Hot galvanising in accordance with UNI EN ISO 1461

R = unit tensile strength load
R and H = unit yield load
A = elongation

Processing
- Poles top street lamp connecting shaft.
- Slot for terminal block.
- Incoming cables slot.
- Earth connection.

On Request:
- Base plate with anchoring holes.
- Reinforcing sleeve in welded steel.

Finishes
- Hot galvanising by immersion in melted zinc bath.
- Processing carried out in accordance with UNI EN 40/4 standards.
- Powder coating.
- Hydrocarbonising of the external buried part.
- Anti-corrosion sleeve to the section of coupling in membrane.

On Request:
- On request, different colouring from the unified RAL range.

Standard

Zn
The poles are made entirely in galvanised steel.



On request

Light grey
RAL 7035



On request

Anthracite
RAL 7016



Conical poles in galvanised steel

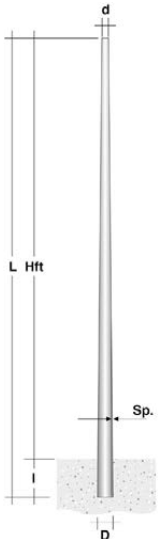

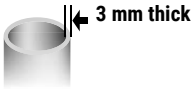

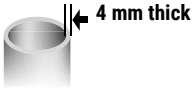

		L mm	Hft mm	I mm	D mm	d mm	Kg	Eyelet mm
ZN	**98150**	3500	3000	500	95	60	21	38x132
AT	**83450**	3500	3000	500	95	60	21	38x132
ZN	**98151**	4500	4000	500	105	60	28	38x132
AT	**83451**	4500	4000	500	105	60	28	38x132
ZN	**98152**	5500	5000	500	115	60	37	38x132
AT	**83453**	5500	5000	500	115	60	37	38x132
ZN	**98153**	6800	6000	800	128	60	48	46x186
AT	**83452**	6800	6000	800	128	60	48	46x186
ZN	**98154**	7800	7000	800	138	60	58	46x186
AT	**83447**	7800	7000	800	138	60	58	46x186
ZN	**98155**	8800	8000	800	148	60	81	46x186
ZN	**98156**	9800	9000	800	158	60	81	46x186
ZN	**98157**	10800	10000	800	168	60	93	46x186
ZN	**98158**	6800	6000	800	128	60	63	46x186
ZN	**98159**	7800	7000	800	138	60	77	46x186
ZN	**98160**	8800	8000	800	148	60	91	46x186
ZN	**98161**	9800	9000	800	158	60	107	46x186
AT	**83448**	9800	9000	800	158	60	107	46x186
ZN	**98162**	10800	10000	800	168	60	123	46x186

Cylindrical poles in galvanised steel

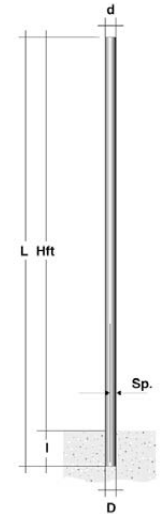

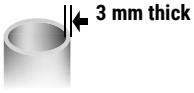

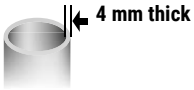

		L mm	Hft mm	I mm	D mm	d mm	Kg	Eyelet mm
ZN	**98163**	5500	5000	500	102	102	44	38x132
ZN	**98164**	7000	6000	1000	102	102	64	46x186

Tapered poles in galvanised steel



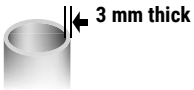

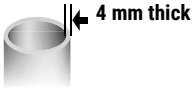

		L mm	Hft mm	I mm	D mm	d mm	Kg	Eyelet mm
ZN	**99166**	5500	5000	500	89	60	31	38x132
ZN	**99167**	6800	6000	800	114	60	53	46x186
ZN	**99168**	6800	6000	800	127	60	58	46x186
ZN	**99169**	7800	7000	800	114	60	61	46x186
ZN	**99170**	7800	7000	800	127	60	66	46x186
ZN	**99171**	6800	6000	800	114	60	63	46x186
ZN	**99172**	6800	6000	800	152	60	80	46x186
ZN	**99173**	7800	7000	800	127	60	75	46x186
ZN	**98174**	7800	7000	800	139	60	79	46x186
ZN	**98175**	7800	7000	800	152	60	89	46x186
ZN	**98176**	7800	7000	800	168	60	104	46x186
ZN	**98165**	7800	7000	1000	127	102	103	46x186
ZN	**98177**	8800	8000	800	168	60	104	46x186
ZN	**98178**	8800	8000	800	193	102	131	46x186
ZN	**98179**	9800	9000	800	193	102	143	46x186
ZN	**98180**	10800	10000	800	193	102	155	46x186
ZN	**98181**	12800	12000	800	193	102	182	46x186

Arms & fixing accessories

Round arm Ø 60mm



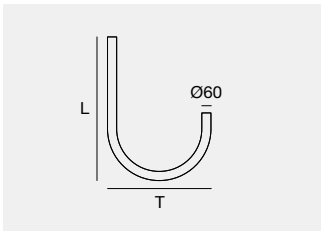

	L mm	T mm	Kg
AT **98182**	1000	700	8
LY **98749**	1000	700	8

To fasten the round arm Ø 60mm on the cylindrical pole, apply two couplers.

Single coupler for round arm



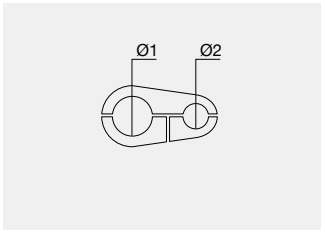

	Ø1 mm	Ø2 mm	Kg
AT **98184**	102	60	0,8
LY **98750**	102	60	0,8

Single coupler for round arm Ø 60mm (for cylindrical pole).

Double coupler for round arm



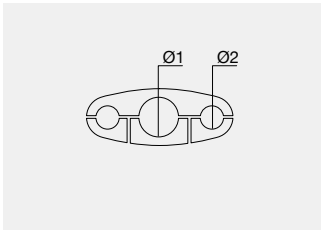

	Ø1 mm	Ø2 mm	Kg
AT **98186**	102	60	1,5
LY **98751**	102	60	1,5

Double coupler for round arm Ø 60mm (for cylindrical pole).

Triple coupler for round arm



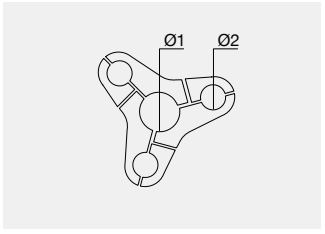

	Ø1 mm	Ø2 mm	Kg
AT **98188**	102	60	2,2
LY **98752**	102	60	2,2

Triple coupler for round arm Ø 60mm (for cylindrical pole).

Wall-mount bracket for round arm



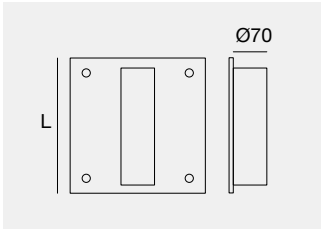

	L mm	Ø mm	Kg
ZN **98288**	250	70	4,5

Wall-mount bracket for round arm Ø 60mm.

Single folded arm



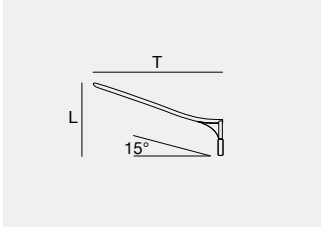

	L mm	T mm	Kg
ZN **98214**	500	1500	8,5

Single folded arm Ø 60mm for conical, tapered pole.

Finishes

ZN Galvanised Steel LY Light Grey
AT Anthracite

Double folded arm



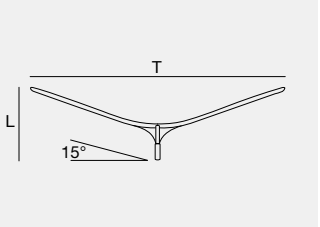

		L mm	T mm	Kg
ZN	**98215**	500	3000	17

Double folded arm Ø 60mm for conical, tapered pole.

Single arm bracket



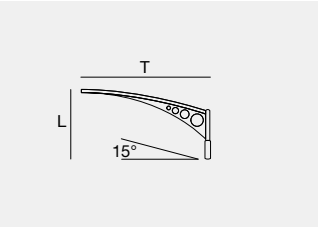

		L mm	T mm	Kg
ZN	**98216**	500	1500	8,5

Single arm bracket Ø 60mm for conical, tapered pole.

Double arm bracket



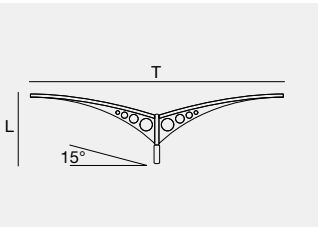

		L mm	T mm	Kg
ZN	**98217**	500	3000	17

Double arm bracket Ø 60mm for conical, tapered pole.

Reducer for conical Ø 70 mm

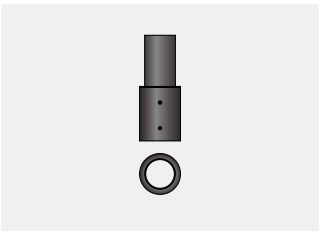

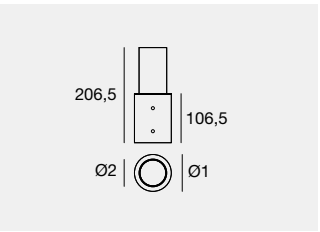

		Ø1 mm	Ø2 mm	Kg
AT	**98742**	80	60	0,8
LY	**98743**	80	60	0,8
ZN	**On req**	80	60	0,8

Reducer for conical or tapered pole Ø 70mm.

Reducer for conical Ø 89 mm

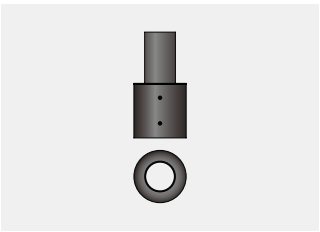

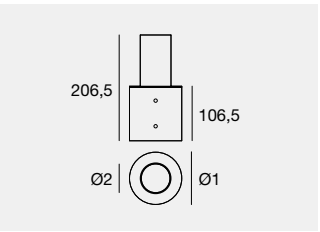

		Ø1 mm	Ø2 mm	Kg
AT	**98744**	102	60	1
LY	**98745**	102	60	1
ZN	**On req**	102	60	1

Reducer for conical or tapered pole Ø 89mm.

Reducer for conical Ø 120 mm

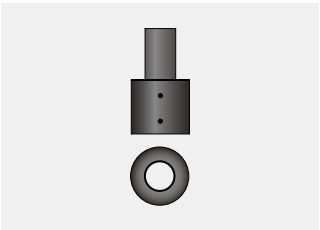

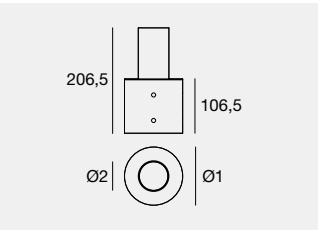

		Ø1 mm	Ø2 mm	Kg
AT	**98746**	114	60	1,1
LY	**98747**	114	60	1,1
ZN	**On req**	114	60	1,1

Reducer for conical or tapered pole Ø 120mm.

Cover for pole hand hole.



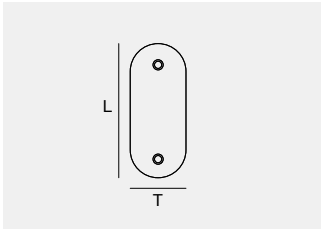

		L mm	T mm	Kg
AT	98192	132	38	0,09
AT	98194	186	45	0,15
LY	83075	132	38	0,09
LY	83076	186	45	0,15
ZN	On req	132	38	0,09
ZN	On req	186	45	0,15

Terminal block for hand hole (2 poli - 10 A)



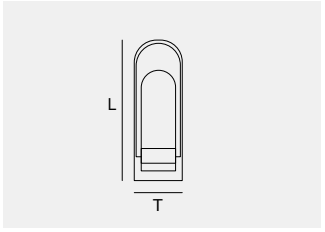

		L mm	T mm
PVC	98193	132	38
PVC	98195	186	45

Cross arm Ø 60mm for conical or tapered pole

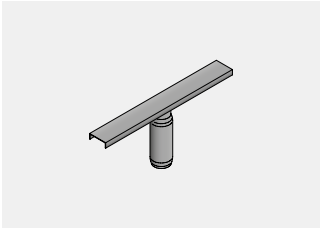

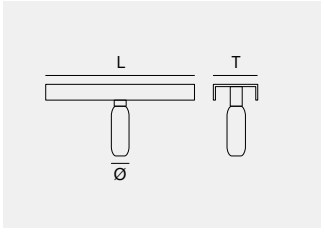

		L mm	T mm	Ø mm	Kg
ZN	98196	500	70	60	3
ZN	98197	1000	70	60	5

15° arm for wall mounting

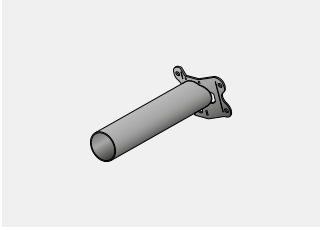

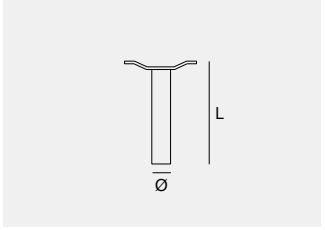

		L mm	Ø mm	Kg
ZN	98198	250	60	3,5
AT	83449	250	60	3,5

Square-section cross arm Ø 100mm for conical or tapered pole

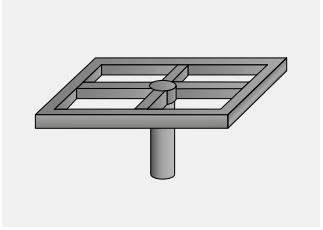

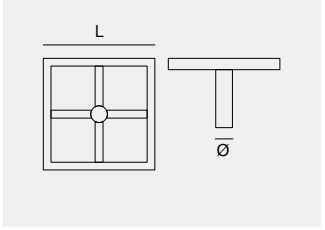

		L mm	Ø mm	Ø mm	Kg
ZN	98199	500	100	100	20

Single 15° angled arm Ø 60mm

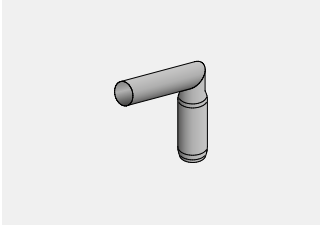

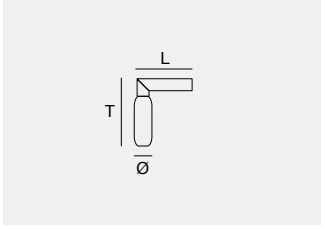

		L mm	T mm	Ø mm	Kg
AT	98210	250	250	60	4,5
LY	98209	250	250	60	4,5
ZN	98208	250	250	60	4,5

Single 15° angled arm Ø 60mm for conical or tapered pole.

Finishes

ZN Galvanised Steel LY Light Grey
AT Anthracite

Double 15° angled arm Ø 60mm

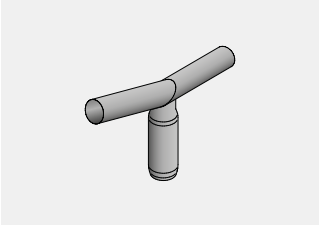

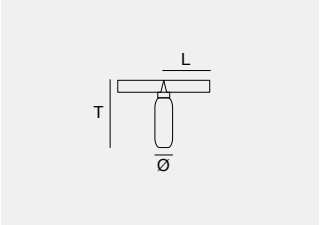

	L mm	T mm	Ø mm	Kg
AT **98213**	250	250	60	5,4
LY **98212**	250	250	60	5,4
ZN **98211**	250	250	60	5,4

Double 15° angled arm Ø 60mm for conical or tapered pole.

Examples of installations with accessories

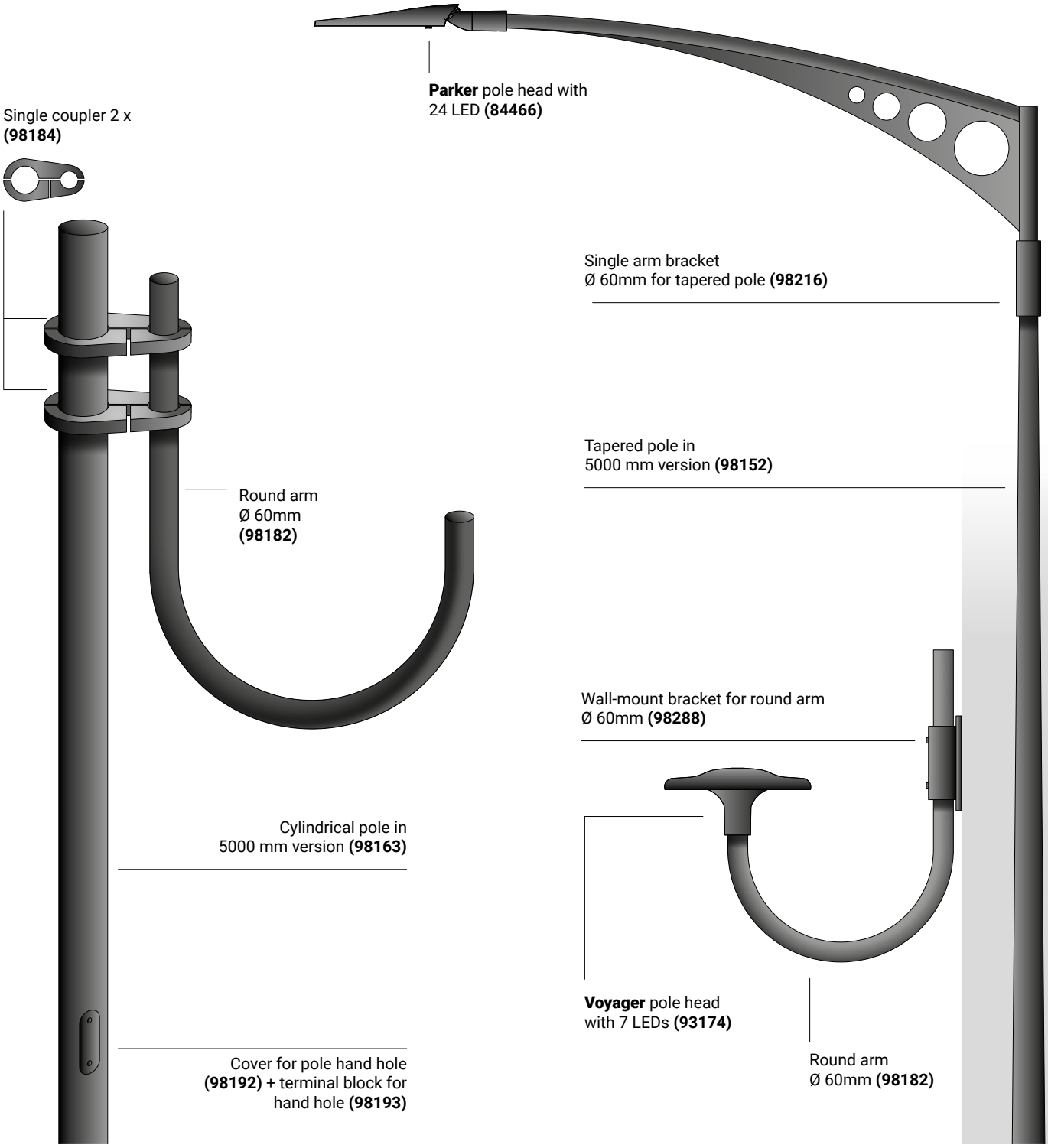

Finishes

ZN Galvanised Steel LY Light Grey
AT Anthracite



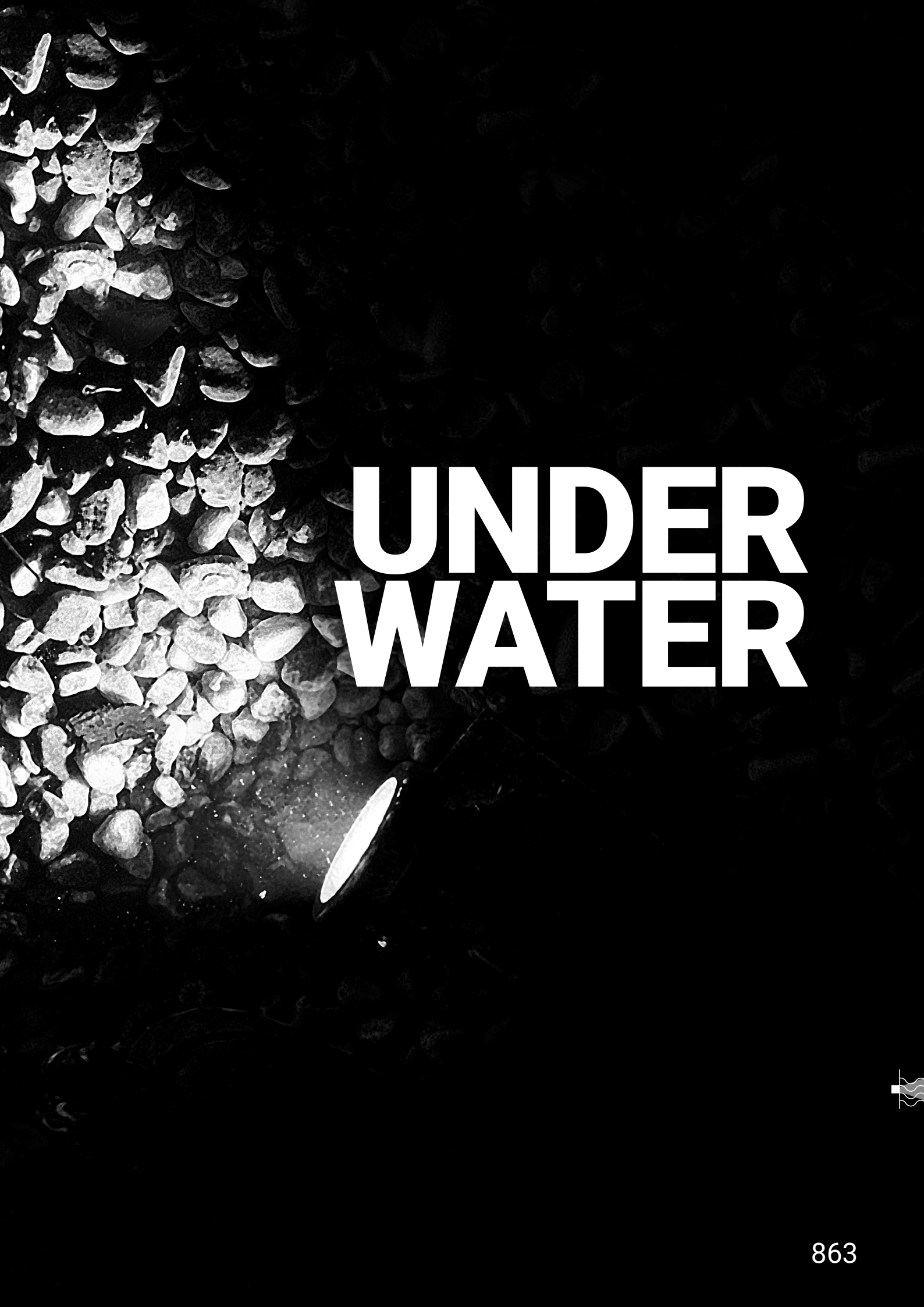
UNDER
WATER

FOUR SEASONS HOTEL, ARION
Athens (Greece)

Lighting designer:
Lighting Design International Studio, London

Photography:
Gavriil Papadiotis



Underwater range index

Nautilus

Nautilus_RF

876

Nautilus_RF

886

Nautilus_R

878

Nautilus_RW


880

Nautilus_RP

882

Suelo

Suelo_R

891

Suelo_RX Pro

891

Sub

Sub_R

893

Sub_Q

893

MK68

MK68_R

897

MK68_Q

897

Rodix

Rodix

901

Rubber 3D Protection

Rubber 3D Protection


904

Private villa in Voula | Athens, Greece

A modern building, where light becomes dynamic in furnishings and function. A mosaic infinity pool stretches along two sides of the villa. Linea Light Group's Nautilus_RF and Suelo_RX Pro submerged lights guarantee an amazing performance even under water. The high IP rating is determined by the tempered glass and watertight AISI 316L stainless steel finish.









NAUTILUS

AISI 316L stainless steel body.



NAUTILUS GOES DOWN AS FAR AS 25 METRES

Nautilus is the innovative, IP68 submersible recess-mount, ideal for creating underwater scenes. The waterproof recessed casing allows wall or floor positioning. The special AISI 316L stainless steel structure gives the projector capacity to withstand a depth up to 25 metres.

Flange in electro-polished AISI 316L stainless steel*

* Electro-polishing is an electrochemical process that selectively removes the surface layer of the component, thus reducing the surface roughness and, therefore, any micro irregularities. In addition to the aesthetic factor, this process increases the resistance to corrosion of the material and simplifies the maintenance and cleaning process.

Body in AISI 316L stainless steel

Extra-clear tempered glass



Scale 1:1

A COMPLETE RANGE FOR ALL INSTALLATION CONTEXTS

Nautilus has an understated design featuring a precision electro-polished AISI 316 steel frame, which is flat for structures covered in tiles or mosaics, or rounded for structures with a waterproofing cover or sheet, flared for surface mounting. The extra-clear tempered glass diffuser with white silk screen-printed edges making it virtually invisible once submerged. The many benefits include the “anti-suction” system which protects from infiltration, Flood, Medium Flood, Medium Wide Flood, Diffused, Elliptic and Asymmetric downlights for optimal distribution of light and mix flux with the possibility of combining and independently controlling different optics. All the models have white 3000K or 4000K or RGBW light sources to create stunning scenarios.

Nautilus_RF



26W (6Led) 18W RGBW (6Led) 38W (9Led) 25W RGBW (9Led)	14W 13W RGBW	4,5W 4W RGBW
Ø 230mm *	**Ø 148mm ***	**Ø 108mm ***

Nautilus_R



26W (6Led) 18W RGBW (6Led) 38W (9Led) 25W RGBW (9Led)	14W 13W RGBW
Ø 226mm *	**Ø 145mm ***

Nautilus_RP



26W (6Led) 18W RGBW (6Led) 38W (9Led) 25W RGBW (9Led)	6W 6W RGBW 14W 13W RGBW	4W
Ø 214mm *	**Ø 134mm ***	**Ø 55mm**

Nautilus_RW



26W (6Led) 18W RGBW (6Led)	14W 13W RGBW
Ø 262mm *	**Ø 160mm ***

*** The light fixture can only be installed underwater**

INSTALLATION OPTIONS

Installation on concrete casting with tile or mosaic covering

Nautilus RF only with outer casing 83140, 83141, 83142



Installation on concrete casting with sheet covering

Nautilus R with outer casing 83197, 83198



Installation on concrete casting with waterproofing cover

Nautilus R with outer casing 83141, 83142



PROFESSIONAL OPTICS

The Nautilus optic groups have been developed to adapt to any lighting requirement and to different depths.
There are two types of symmetrical optics, Flood and Medium Wide Flood, Diffused, plus two asymmetrical versions.

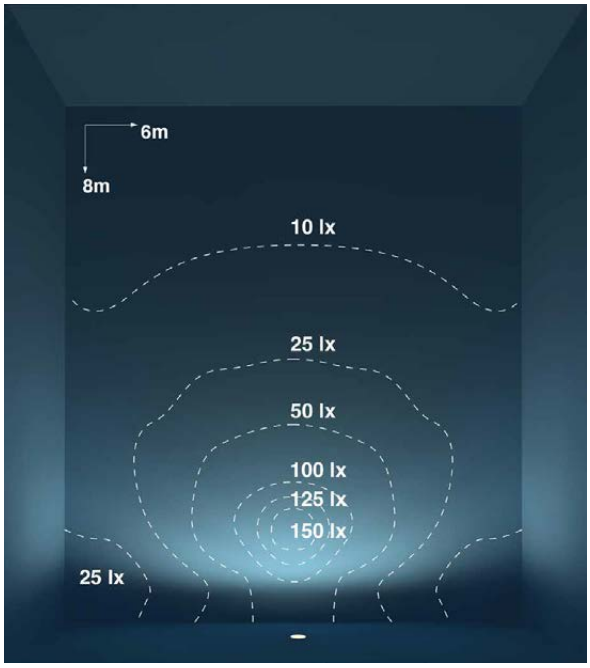

Diffused **(00/DI)**





Diffused **(00/DI)**

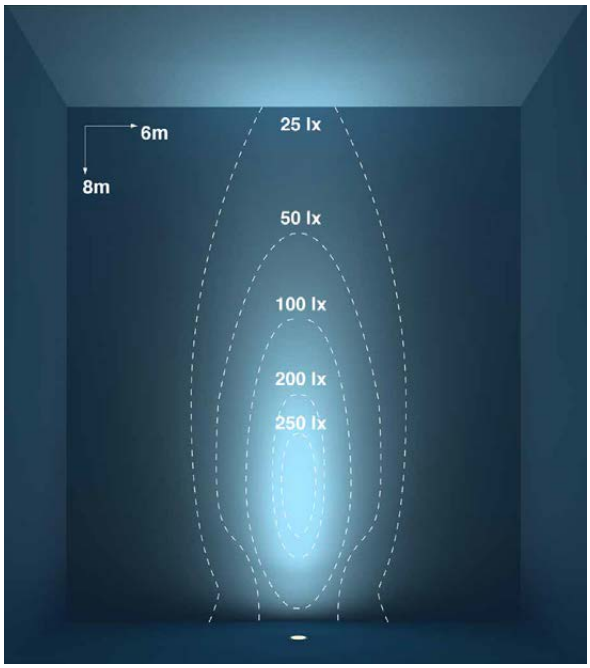

Optic: Flood **(20/FL)**



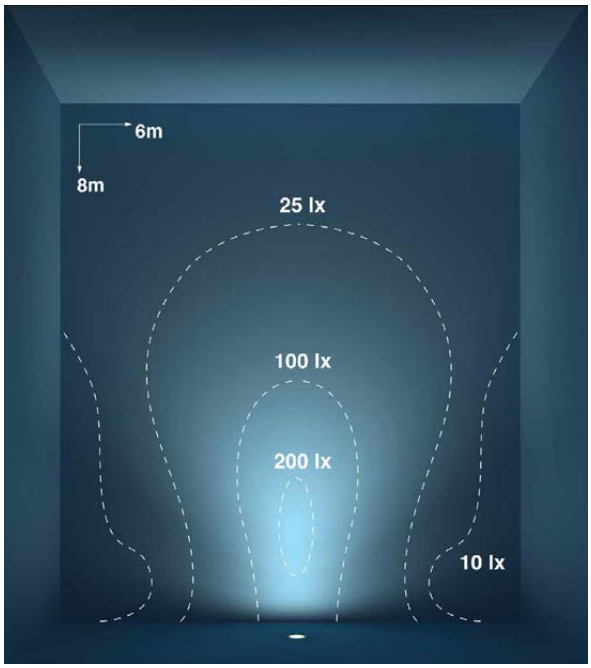

Optic: Elliptic Medium Flood **(25/EM)**





Flood **(20/FL)**
Elliptic Medium Flood **(25/EM)**
Medium Wide Flood **(40/MW)**

Asymmetric Wall Washer **(07/WW)**

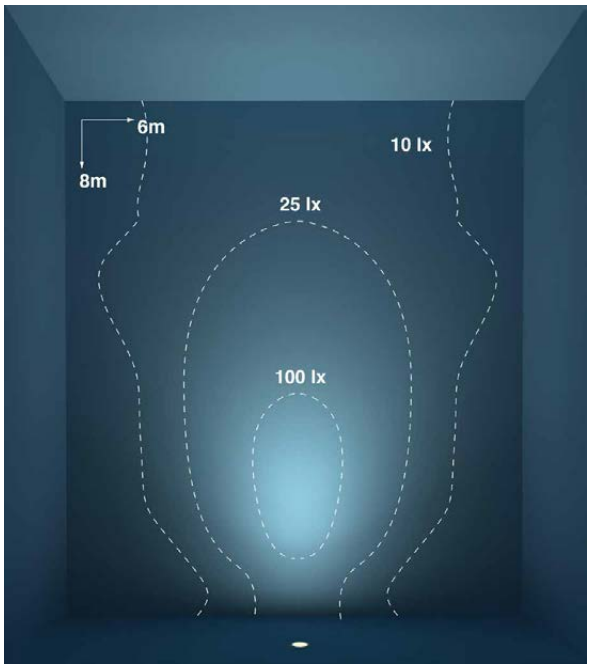

Optic: Medium Wide Flood **(40/MW)**



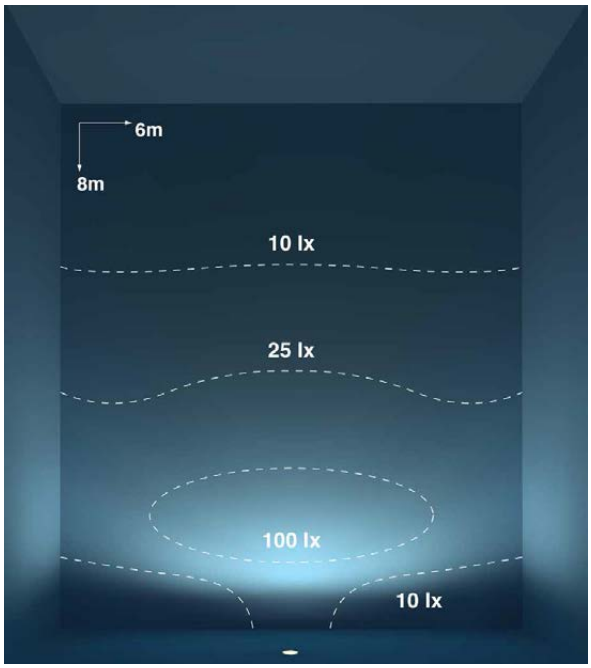

Optic: Asymmetric Wall Washer **(07/WW)**



MIX FLUX OPTICS

In addition to the fixed optics, there are two new types called Mix Flux for the 6 and 9 LED versions: Asymmetric + Wall-Washer and Asymmetric + Flood which, thanks to DALI and DMX protocols, can be controlled independently, increasing the designer's creative possibilities.

LIGHT UNIFORMITY

Nautilus_R: 4 x 84042N31
Tank size: (L x P) 12 x 6 m
Tank depth: 1,7 m
Lamp height from tank floor: 1 m

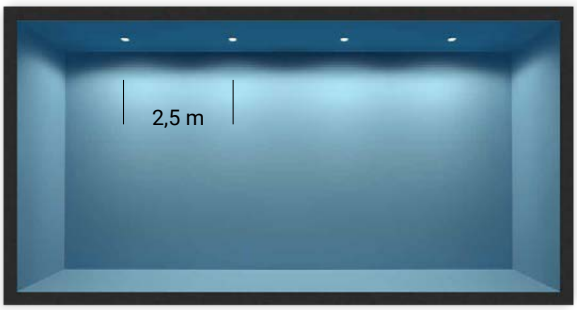

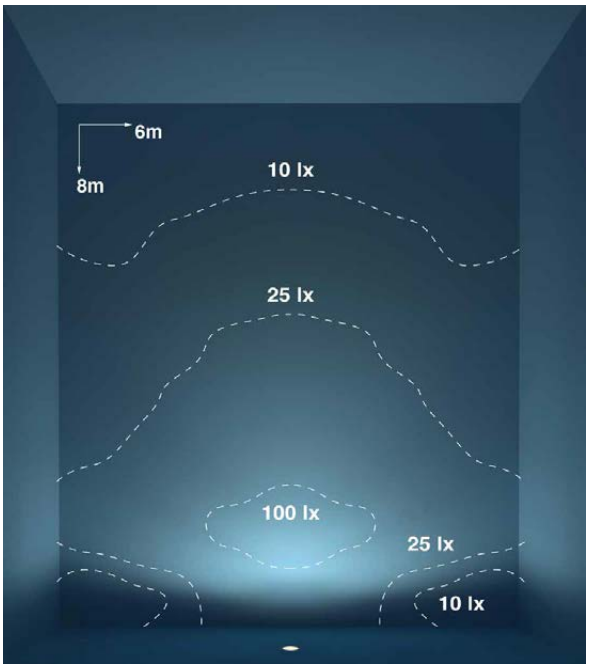

MIX FLUX 31/X1

Optic Asymmetric Wall Washer **(07/WW)**
+ Optic Elliptic Medium Flood **(25/EM)**



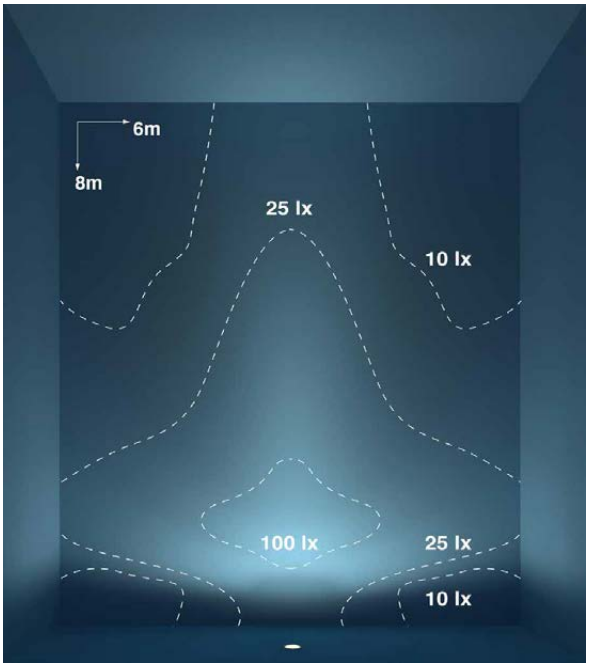

MIX FLUX 32/X2

Optic Asymmetric **(07/WW)** +
Optic Flood **(20/FL)**



Flood **(20/FL)** - Elliptic Medium Flood **(25/EM)**

Asymmetric Wall Washer **(07/WW)**



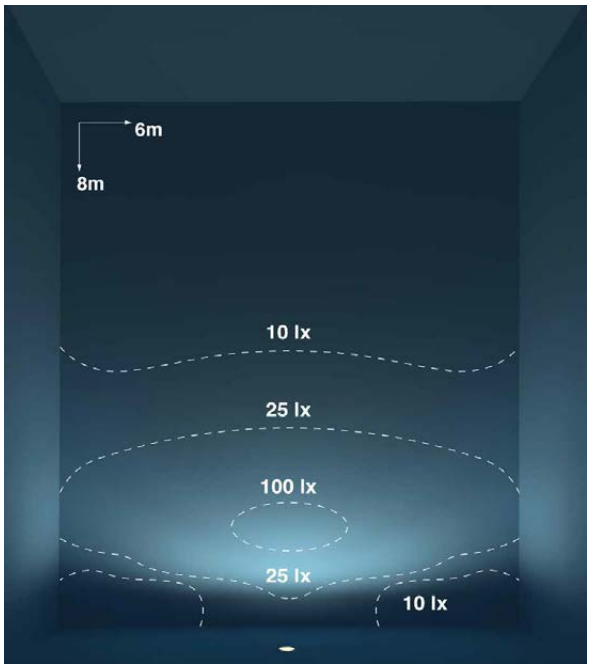

MIX FLUX 31/X1 *

Optic Asymmetric Wall Washer **(07/WW)**



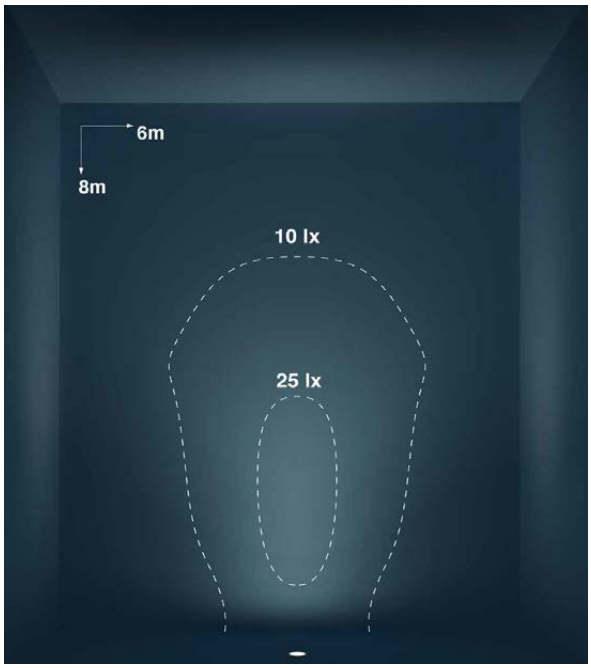

MIX FLUX 31/X1 *

Optic Elliptic Medium Flood **(25/EM)**



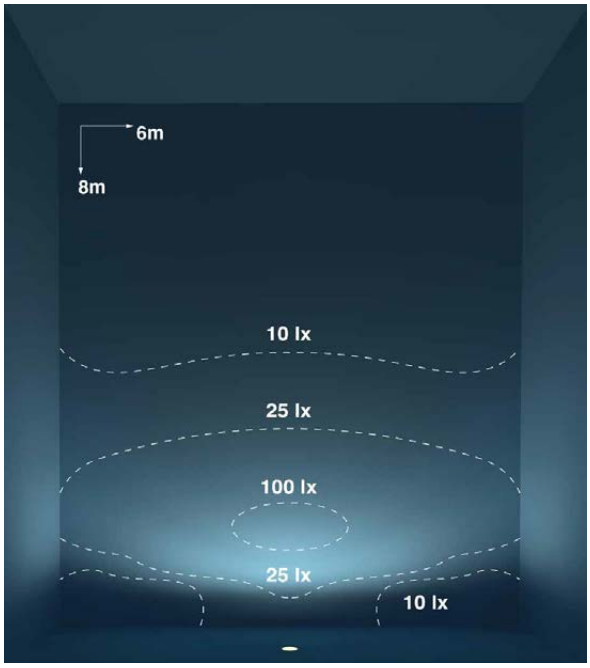

MIX FLUX 32/X2 *

Optic Asymmetric Wall Washer **(07/WW)**

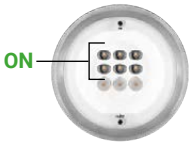

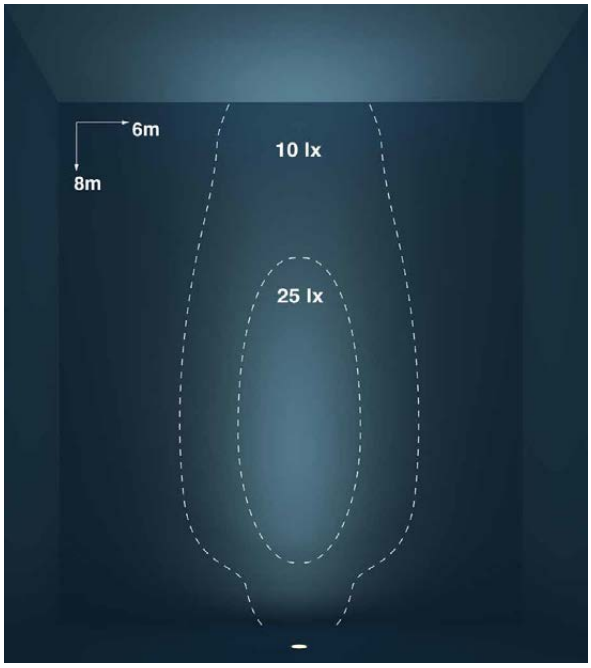

MIX FLUX 32/X2 *

Optic Flood **(20/FL)**



* Independent optics control is not available in the RGBW version

Nautilus_RF | powerLED



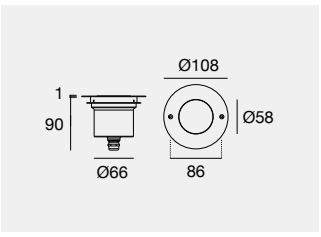

Recessed casing



PVC **83140** Outer casing IP68 for tiles or mosaics

The light fixture can only be installed underwater

IK10 IP68

		Fin	Cct	Im S - Im D	Opt
C.V. - 12 V DC - 4,5 W DC					
cable 2 m	**84031**		**W**	575 - 473	**20** (21°)
			N	620 - 510	**40** (41°)
					07 (Asym.Ww)
					25 (24°x 49°)
cable 5 m	**C00316**	**SE**	**W**	575 - 473	**FL** (21°)
cable 15 m	**C00319**		**N**	620 - 510	**MW** (41°)
cable 30 m	**C00322**				**WW** (Asym.Ww)
					EM (24°x 49°)

Electronics: **ED** (pag 888)

IK10 IP68

		Fin	Cct		Opt
RGBW C.C. - 350 mA - 4 W DC					
cable 2 m	**84032**		**V**	RGBW (3000 K)	**20** (21°)
			Q	RGBW (4000 K)	**40** (41°)
					07 (Asym.Ww)
					25 (24°x 49°)
cable 5 m	**C00323**	**SE**	**V**	RGBW (3000 K)	**FL** (21°)
cable 15 m	**C00330**		**Q**	RGBW (4000 K)	**MW** (41°)
					WW (Asym.Ww)
					EM (24°x 49°)

Electronics: **CP1 12V - CP2 24V** (pag 888)

Nautilus_RF | powerLED



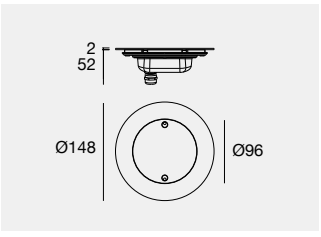

Recessed casing



PVC **83141** Outer casing IP68 for tiles or mosaics

The light fixture can only be installed underwater
*** The cable cannot be shortened below 30 m**

IK10 IP68

		Fin	Cct	Im S - Im D	Opt
C.V. - 12 V DC - 14 W DC					
cable 5 m	**84033**		**W**	1521 - 1199	**20** (20°÷ 29°)
			N	1640 - 1296	**40** (40°÷ 49°)
					07 (Asym.Ww)
					25 (30°÷39°x41°÷60°)
					00 (Diffused)
cable 15 m	**C00305**	**SE**	**W**	1521 - 1199	**FL** (20°÷ 29°)
cable 30 m	**C00076**		**N**	1640 - 1296	**MW** (40°÷ 49°)
cable 60 m *	**C00077**				**WW** (Asym.Ww)
					EM (30°÷39°x41°÷60°)
					DI (Diffused)

Electronics: **EC** (pag 888)

IK10 IP68

		Fin	Cct		Opt
RGBW C.C. - 350 mA - 13 W DC					
cable 5 m	**84034**		**V**	RGBW (3000 K)	**20** (20°÷ 29°)
			Q	RGBW (4000 K)	**40** (40°÷ 49°)
					07 (Asym.Ww)
					25 (30°÷39°x41°÷60°)

Electronics: **CQ1 12V - CQ2 24V** (pag 888)

Nautilus_RF | powerLED



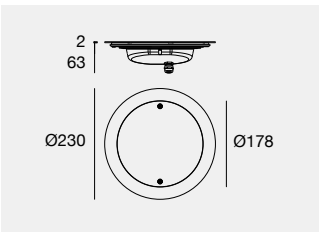

Recessed casing

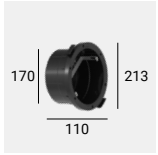

PVC **83142** Outer casing IP68 for tiles or mosaics

The light fixture can only be installed underwater

IK10 IP68

	Fin	Cct	Im S - Im D	Opt
C.V. - 12 V DC - 26 W DC				
cable 5 m **84037**		**W**	3042 - 2553	**20** (20°÷ 29°)
		N	3281 - 2754	**40** (40°÷ 49°)
				07 (Asym.Ww)
				25 (30°÷39°x41°÷60°)
				31 (Asym+Ellip.)
				32 (Asym+Flood)
				00 (Diffused)
cable 15 m **C00307**	**SE**	**W**	3042 - 2553	**FL** (20°÷ 29°)
cable 30 m **C00078**		**N**	3281 - 2754	**MW** (40°÷ 49°)
				WW (Asym.Ww)
				EM (30°÷39°x41°÷60°)
				X1 (Asym+Ellip.)
				X2 (Asym+Flood)
				DI (Diffused)

Electronics: **EB** (pag 888)

IK10 IP68 RGBW

	Fin	Cct		Opt
RGBW C.C. - 500 mA - 18 W DC				
cable 5 m **84039**		**V**	RGBW (3000 K)	**20** (20°÷ 29°)
		Q	RGBW (4000 K)	**40** (40°÷ 49°)
				07 (Asym.Ww)
				25 (30°÷39°x41°÷60°)
				31 (Asym+Ellip.)
				32 (Asym+Flood)

Electronics: **CR1 12V - CR2 24V** (pag 888)

Nautilus_RF | powerLED



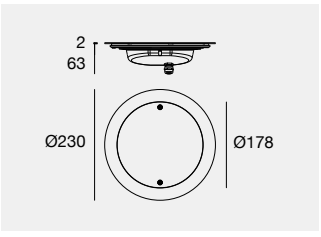

Recessed casing

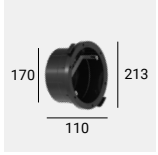

PVC **83142** Outer casing IP68 for tiles or mosaics

The light fixture can only be installed underwater

IK10 IP68

	Fin	Cct	Im S - Im D	Opt
C.V. - 12 V DC - 38 W DC				
cable 5 m **84038**		**W**	4563 - 3341	**20** (20°÷ 29°)
		N	4921 - 3604	**40** (40°÷ 49°)
				07 (Asym.Ww)
				25 (30°÷39°x41°÷60°)
				31 (Asym+Ellip.)
				32 (Asym+Flood)
				00 (Diffused)
cable 20 m **C00079**	**SE**	**W**	4563 - 3341	**FL** (20°÷ 29°)
		N	4921 - 3604	**MW** (40°÷ 49°)
				WW (Asym.Ww)
				EM (30°÷39°x41°÷60°)
				X1 (Asym+Ellip.)
				X2 (Asym+Flood)
				DI (Diffused)

Electronics: **EA** (pag 888)

IK10 IP68 RGBW

	Fin	Cct		Opt
RGBW C.C. - 700 mA - 25 W DC				
cable 5 m **84040**		**V**	RGBW (3000 K)	**20** (20°÷ 29°)
		Q	RGBW (4000 K)	**40** (40°÷ 49°)
				07 (Asym.Ww)
				25 (30°÷39°x41°÷60°)
				31 (Asym+Ellip.)
				32 (Asym+Flood)

Electronics: **CS1 12V - CS2 24V** (pag 888)

Nautilus_R | powerLED



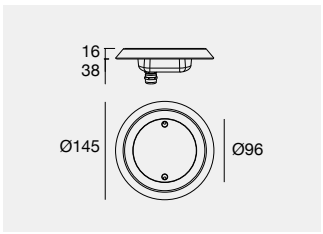

Recessed casing



PVC **83197** Outer casing IP68 (sheet)
PVC **83141** Outer casing IP68 (waterproofing)

The light fixture can only be installed underwater
*** The cable cannot be shortened below 30 m**

IK10 IP68

		Fin	Cct	Im S - Im D	Opt
C.V. - 12 V DC - 14 W DC					
cable 5 m	**84035**		**W**	1521 - 1199	**20** (20°÷ 29°)
			N	1640 - 1296	**40** (40°÷ 49°)
					07 (Asym.Ww)
					25 (30°÷39°x41°÷60°)
					00 (Diffused)
cable 15 m	**C00308**	**SE**	**W**	1521 - 1199	**FL** (20°÷ 29°)
cable 30 m	**C00080**		**N**	1640 - 1296	**MW** (40°÷ 49°)
cable 60 m *	**C00081**				**WW** (Asym.Ww)
					EM (30°÷39°x41°÷60°)
					DI (Diffused)

Electronics: **EC** (pag 888)

IK10 IP68 +RGBW

		Fin	Cct		Opt
RGBW C.C. - 350 mA - 13 W DC					
cable 5 m	**84036**		**V**	RGBW (3000 K)	**20** (20°÷ 29°)
			Q	RGBW (4000 K)	**40** (40°÷ 49°)
					07 (Asym.Ww)
					25 (30°÷39°x41°÷60°)

Electronics: **CQ1 12V - CQ2 24V** (pag 888)

Nautilus_R | powerLED



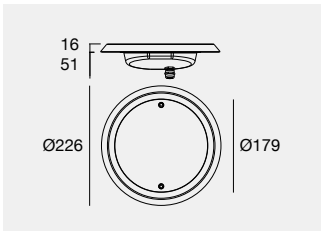

Recessed casing



PVC **83198** Outer casing IP68 (sheet)
PVC **83142** Outer casing IP68 (waterproofing)

The light fixture can only be installed underwater

IK10 IP68

		Fin	Cct	Im S - Im D	Opt
C.V. - 12 V DC - 26 W DC					
cable 5 m	**84041**		**W**	3042 - 2553	**20** (20°÷ 29°)
			N	3281 - 2754	**40** (40°÷ 49°)
					07 (Asym.Ww)
					25 (30°÷39°x41°÷60°)
					31 (Asym+Ellip.)
					32 (Asym+Flood)
					00 (Diffused)
cable 15 m	**C00309**	**SE**	**W**	3042 - 2553	**FL** (20°÷ 29°)
cable 30 m	**C00082**		**N**	3281 - 2754	**MW** (40°÷ 49°)
					WW (Asym.Ww)
					EM (30°÷39°x41°÷60°)
					X1 (Asym+Ellip.)
					X2 (Asym+Flood)
					DI (Diffused)

Electronics: **EB** (pag 888)

IK10 IP68 +RGBW

		Fin	Cct		Opt
RGBW C.C. - 500 mA - 18 W DC					
cable 5 m	**84043**		**V**	RGBW (3000 K)	**20** (20°÷ 29°)
			Q	RGBW (4000 K)	**40** (40°÷ 49°)
					07 (Asym.Ww)
					25 (30°÷39°x41°÷60°)
					31 (Asym+Ellip.)
					32 (Asym+Flood)

Electronics: **CR1 12V - CR2 24V** (pag 888)

Nautilus_R | powerLED



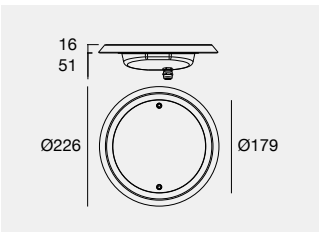

Recessed casing



PVC **83198** Outer casing IP68 (sheet)
PVC **83142** Outer casing IP68 (waterproofing)

The light fixture can only be installed underwater

IK10 IP68

	Fin	Cct	Im S - Im D	Opt
C.V. - 12 V DC - 38 W DC				
cable 5 m **84042**		**W**	4563 - 3341	**20** (20°÷ 29°)
		N	4921 - 3604	**40** (40°÷ 49°)
				07 (Asym.Ww)
				25 (30°÷39°x41°÷60°)
				31 (Asym+Ellip.)
				32 (Asym+Flood)
				00 (Diffused)
cable 20 m **C00084**	**SE**	**W**	4563 - 3341	**FL** (20°÷ 29°)
cable 30 m **C00310**		**N**	4921 - 3604	**MW** (40°÷ 49°)
				WW (Asym.Ww)
				EM (30°÷39°x41°÷60°)
				X1 (Asym+Ellip.)
				X2 (Asym+Flood)
				DI (Diffused)

Electronics: **EA** (pag 888)

IK10 IP68 RGBW

	Fin	Cct		Opt
RGBW C.C. - 700 mA - 25 W DC				
cable 5 m **84044**		**V**	RGBW (3000 K)	**20** (20°÷ 29°)
		Q	RGBW (4000 K)	**40** (40°÷ 49°)
				07 (Asym.Ww)
				25 (30°÷39°x41°÷60°)
				31 (Asym+Ellip.)
				32 (Asym+Flood)

Electronics: **CS1 12V - CS2 24V** (pag 888)

INSTALLATION FLEXIBILITY

Easy installation thanks to versions with cables up to 60 m.



Finishes
Stainless Steel

Cct
W 3000 **V** RGBW 3000
N 4000 **Q** RGBW 4000

Underwater

Nautilus_RW | powerLED



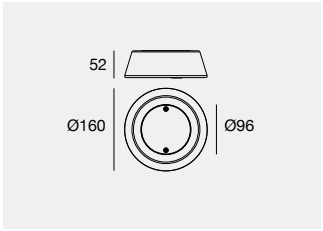

The light fixture can only be installed underwater

IK10 IP68 NEW

		Fin	Cct	Im S - Im D	Opt
C.V. - 12 V DC - 14 W DC					
cable 5 m	**C00497**	**SE**	**W**	1521 - 1199	**FL** (20°÷ 29°)
cable 20 m	**C00498**		**N**	1640 - 1296	**MW** (40°÷ 49°)
					WW (Asym.Ww)
					EM (30°÷39°x41°÷60°)
					DI (Diffused)

Electronics: **EA** (pag 888)

IK10 IP68 NEW

		Fin	Cct		Opt
RGBW C.C. - 350 mA - 13 W DC					
cable 5 m	**C00705**	**SE**	**V**	RGBW (3000 K)	**FL** (20°÷ 29°)
cable 20 m	**C00706**		**Q**	RGBW (4000 K)	**MW** (40°÷ 49°)
					WW (Asym.Ww)
					EM (30°÷39°x41°÷60°)

Electronics: **CQ1 12V - CQ2 24V** (pag 888)

Nautilus_RW | powerLED



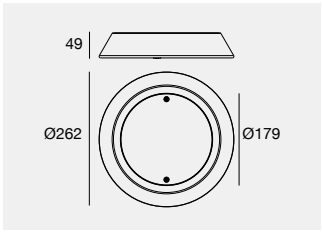

The light fixture can only be installed underwater

IK10 IP68 NEW

		Fin	Cct	Im S - Im D	Opt
C.V. - 12 V DC - 26 W DC					
cable 5 m	**C00499**	**SE**	**W**	3042 - 2553	**FL** (20°÷ 29°)
cable 15 m	**C00500**		**N**	3281 - 2754	**MW** (40°÷ 49°)
					WW (Asym.Ww)
					EM (30°÷39°x41°÷60°)
					X1 (Asym+Ellip.)
					X2 (Asym+Flood)
					DI (Diffused)

Electronics: **EC** (pag 888)

IK10 IP68 NEW

		Fin	Cct		Opt
RGBW C.C. - 500 mA - 18 W DC					
cable 5 m	**C00707**	**SE**	**V**	RGBW (3000 K)	**FL** (20°÷ 29°)
cable 15 m	**C00708**		**Q**	RGBW (4000 K)	**MW** (40°÷ 49°)
					WW (Asym.Ww)
					EM (30°÷39°x41°÷60°)
					X1 (Asym+Ellip.)
					X2 (Asym+Flood)

Electronics: **CR1 12V - CR2 24V** (pag 888)



Nautilus RW
The Nautilus family expands installation options with the Nautilus_RW series. These new luminaires offer versatile surface-mounted solutions, ideal for the lighting refurbishment of older underwater fixtures.

Finishes
Stainless Steel

Cct
W 3000 **V** RGBW 3000
N 4000 **Q** RGBW 4000



SACMI
Imola (Italy)

Architectural Project:
A2 Studio Gasparri e Ricci Bitti
Architetti Associati

Photography:
Lorenzo Rinella

Nautilus_RP | powerLED



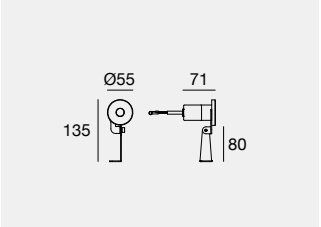

IK10 IP68

	Fin	Cct	lm S - lm D	Opt
350 mA - 4 W DC				
cable 5 m **80314**		**W**	490 - 360	**15** (15°)
		N	529 - 389	**30** (28°)
				60 (59°)

Electronics: **BE** (pag 888)

Nautilus_RP | powerLED



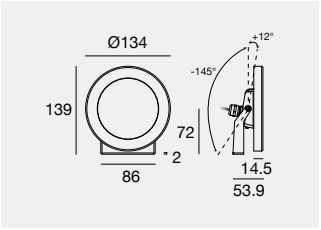

The light fixture can only be installed underwater
*** The cable cannot be shortened below 30 m**

IK10 IP68

	Fin	Cct	lm S - lm D	Opt
C.V. - 12 V DC - 6 W DC				
cable 5 m **84193**		**W**	945 - 745	**20** (20°÷ 29°)
		N	1019 - 805	**40** (40°÷ 49°)
				25 (30°÷39°x41°÷60°)
				00 (Diffused)
cable 15 m **C00314**	**SE**	**W**	945 - 745	**FL** (20°÷ 29°)
cable 30 m **C00108**		**N**	1019 - 805	**MW** (40°÷ 49°)
cable 60 m * **C00109**				**EM** (30°÷39°x41°÷60°)
				DI (Diffused)

Electronics: **EL** (pag 888)

C.V. - 12 V DC - 14 W DC				
cable 5 m **84025**		**W**	1521 - 1199	**20** (20°÷ 29°)
		N	1640 - 1296	**40** (40°÷ 49°)
				25 (30°÷39°x41°÷60°)
				00 (Diffused)
cable 15 m **C00315**	**SE**	**W**	1521 - 1199	**FL** (20°÷ 29°)
cable 30 m **C00110**		**N**	1640 - 1296	**MW** (40°÷ 49°)
cable 60 m * **C00111**				**EM** (30°÷39°x41°÷60°)
				DI (Diffused)

Electronics: **EC** (pag 888)



HOTEL DE RUSSIE
Rome (Italy)
Project: Zanon Architetti Associati
Design and L.D.: architect Pietro Paolo Lateano
Green design: Sofia Varoli Piazza
Specialised technical lighting consultancy:
architects Carolina De Camillis and Riccardo Fibbi
Photography: Matteo Canestraro

IK10 IP68

	Fin	Cct		Opt
RGBW C.C. - 220 mA - 6 W DC				
cable 5 m **84194**		**V**	RGBW (3000 K)	**20** (20°÷ 29°)
		Q	RGBW (4000 K)	**40** (40°÷ 49°)
				25 (30°÷39°x41°÷60°)

Electronics: **CT1 12V - CT2 24V** (pag 888)

RGBW C.C. - 350 mA - 13 W DC				
cable 5 m **84026**		**V**	RGBW (3000 K)	
		Q	RGBW (4000 K)	

Electronics: **CQ1 12V - CQ2 24V** (pag 888)

Finishes
Stainless Steel

Cct
W 3000 **V** RGBW 3000
N 4000 **Q** RGBW 4000

Nautilus_RP | powerLED



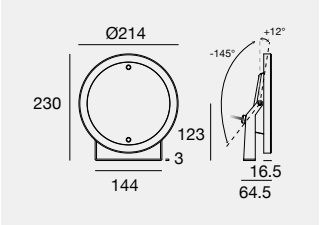

The light fixture can only be installed underwater

IK10 IP68

	Fin	Cct	lm S - lm D	Opt
C.V. - 12 V DC - 26 W DC				
cable 5 m **84027**		**W**	3042 - 2553	**20** (20°÷ 29°)
		N	3281 - 2754	**40** (40°÷ 49°)
				25 (30°÷39°x41°÷60°)
				00 (Diffused)
cable 15 m **C00313**	**SE**	**W**	3042 - 2553	**FL** (20°÷ 29°)
cable 30 m **C00106**		**N**	3281 - 2754	**MW** (40°÷ 49°)
				EM (30°÷39°x41°÷60°)
				DI (Diffused)

Electronics: **EB** (pag 888)

IK10 IP68

	Fin	Cct		Opt
RGBW C.C. - 500 mA - 18 W DC				
cable 5 m **84029**		**V**	RGBW (3000 K)	**20** (20°÷ 29°)
		Q	RGBW (4000 K)	**40** (40°÷ 49°)
				25 (30°÷39°x41°÷60°)

Electronics: **CR1 12V - CR2 24V** (pag 888)

Nautilus_RP | powerLED



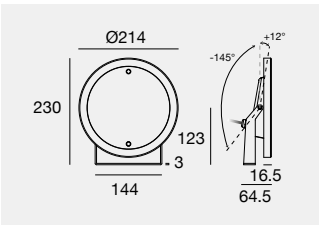

The light fixture can only be installed underwater

IK10 IP68

	Fin	Cct	lm S - lm D	Opt
C.V. - 12 V DC - 38 W DC				
cable 5 m **84028**		**W**	4563 - 3341	**20** (20°÷ 29°)
		N	4921 - 3605	**40** (40°÷ 49°)
				25 (30°÷39°x41°÷60°)
				00 (Diffused)
cable 20 m **C00107**	**SE**	**W**	4563 - 3341	**FL** (20°÷ 29°)
		N	4921 - 3605	**MW** (40°÷ 49°)
				EM (30°÷39°x41°÷60°)
				DI (Diffused)

Electronics: **EA** (pag 888)

IK10 IP68

	Fin	Cct		Opt
RGBW C.C. - 700 mA - 25 W DC				
cable 5 m **84030**		**V**	RGBW (3000 K)	**20** (20°÷ 29°)
		Q	RGBW (4000 K)	**40** (40°÷ 49°)
				25 (30°÷39°x41°÷60°)

Electronics: **CS1 12V - CS2 24V** (pag 888)

REPLACING WITHOUT CHANGING

The new relamping systems have been designed to make the most of all the Nautilus technology even in pre-installed outer casings from the previous Admiral collection. A bonus when installing because no structural changes to the swimming pool are required.

To ensure that the lights work correctly, make sure that the outer casting is perfectly sealed (watertight) and replace the previous electronics with the version dedicated to Nautilus light fixtures



Relamping kit for outer casing 84937

For installed outer casing, code 84937 Ø131mm (IP68) use the specific adaptor 83223 with Nautilus_R Ø145 mm (code. 84035 - 84036 - C00308 - C00080 - C00081).

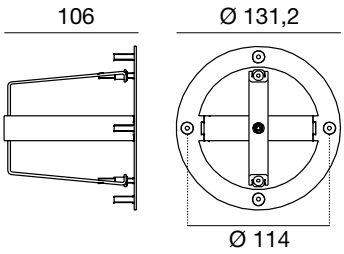

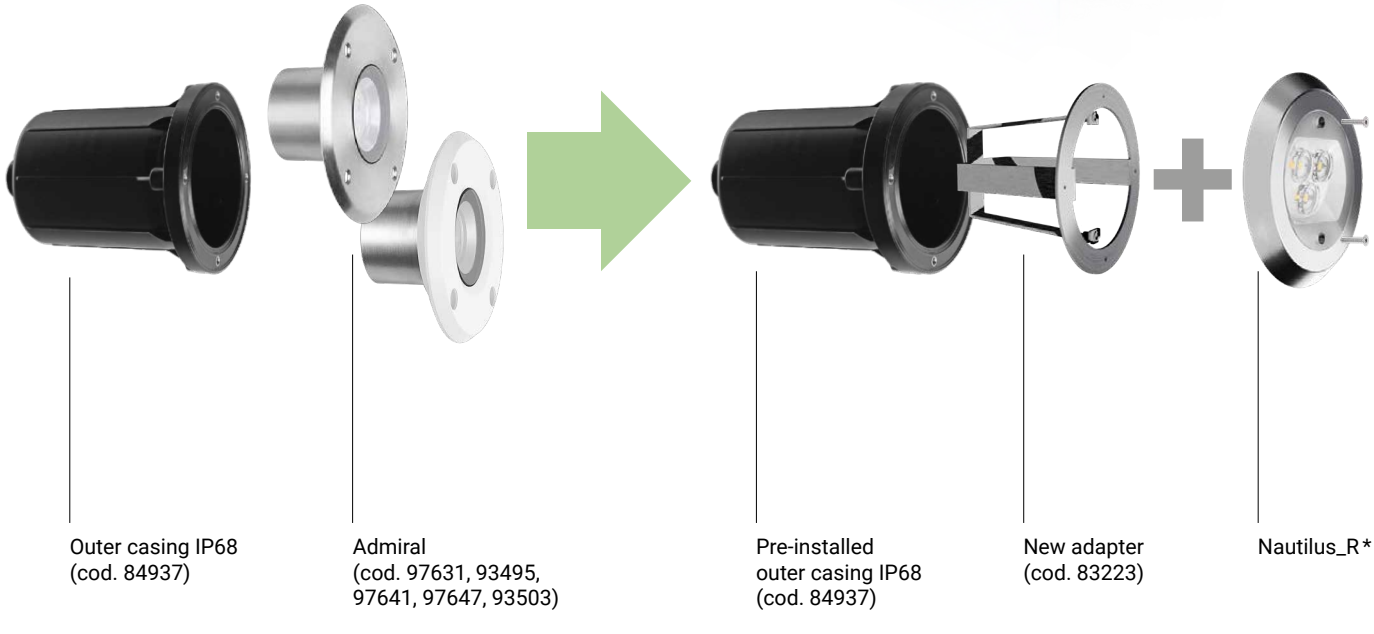

*** The light fixture can only be installed underwater**

Nautilus_RF Ø205 mm for outer casing 84938

For installed outer casing, code 84938 Ø190mm (IP68) use the new dedicated device Nautlius_RF Ø205 mm (code 76737 - 76738 - C00311 - C00085 - C00086).



Outer casing IP68 (cod. 84938)

Admiral (cod. 97632, 93637, 97643, 97648, 93505)

Pre-installed outer casing IP68 (cod. 84938)

New Nautilus_RF* Ø 205 3 LED

Nautilus_RF Ø300 mm for outer casing 84939

For installed outer casing, code 84939 Ø283mm (IP68) use the new dedicated device Nautlius_RF Ø300 mm (code 76733 - 76734 - C00312 - C00104 - 76735 - 76736 - C00105).



Outer casing IP68 (cod. 84939)

Admiral (cod. 97638, 93498, 97691, 97651, 93506)

Pre-installed outer casing IP68 (cod. 84939)

New Nautilus_RF* Ø 300 6 LED Ø 300 9 LED

*** The light fixture can only be installed underwater**

Nautilus_RF | powerLED



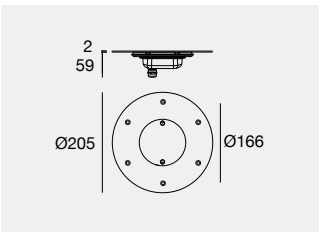

The light fixture can only be installed underwater
*** The cable cannot be shortened below 30 m**

IK10 IP68

		Fin	Cct	Im S - Im D	Opt
C.V. - 12 V DC - 14 W DC					
cable 5 m	**76737**		**W**	1521 - 1199	**20** (20°÷ 29°)
			N	1640 - 1296	**40** (40°÷ 49°)
					07 (Asym.Ww)
					25 (30°÷39°x41°÷60°)
					00 (Diffused)
cable 15 m	**C00311**	**SE**	**W**	1521 - 1199	**FL** (20°÷ 29°)
cable 30 m	**C00085**		**N**	1640 - 1296	**MW** (40°÷ 49°)
cable 60 m *	**C00086**				**WW** (Asym.Ww)
					EM (30°÷39°x41°÷60°)
					DI (Diffused)

Electronics: **EC** (pag 888)

IK10 IP68

		Fin	Cct		Opt
RGBW C.C. - 350 mA - 13 W DC					
cable 5 m	**76738**		**V**	RGBW (3000 K)	**20** (20°÷ 29°)
			Q	RGBW (4000 K)	**40** (40°÷ 49°)
					07 (Asym.Ww)
					25 (30°÷39°x41°÷60°)

Electronics: **CQ1 12V - CQ2 24V** (pag 888)

Please note: for installation only on outer casing:
84938 Ø190 mm

Nautilus_RF | powerLED



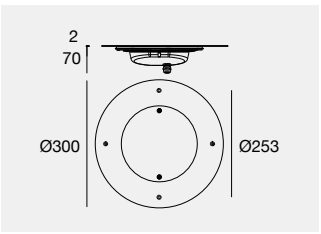

The light fixture can only be installed underwater

IK10 IP68

		Fin	Cct	Im S - Im D	Opt
C.V. - 12 V DC - 26 W DC					
cable 5 m	**76733**		**W**	3042 - 2553	**20** (20°÷ 29°)
			N	3281 - 2754	**40** (40°÷ 49°)
					07 (Asym.Ww)
					25 (30°÷39°x41°÷60°)
					31 (Asym+Ellip.)
					32 (Asym+Flood)
					00 (Diffused)
cable 15 m	**C00312**	**SE**	**W**	3042 - 2553	**FL** (20°÷ 29°)
cable 30 m	**C00104**		**N**	3281 - 2754	**MW** (40°÷ 49°)
					WW (Asym.Ww)
					EM (30°÷39°x41°÷60°)
					X1 (Asym+Ellip.)
					X2 (Asym+Flood)
					DI (Diffused)

Electronics: **EB** (pag 888)

IK10 IP68

		Fin	Cct		Opt
RGBW C.C. - 500 mA - 18 W DC					
cable 5 m	**76734**		**V**	RGBW (3000 K)	**20** (20°÷ 29°)
			Q	RGBW (4000 K)	**40** (40°÷ 49°)
					07 (Asym.Ww)
					25 (30°÷39°x41°÷60°)
					31 (Asym+Ellip.)
					32 (Asym+Flood)

Electronics: **CR1 12V - CR2 24V** (pag 888)

Please note: for installation only on outer casing:
84939 Ø283 mm

Finishes
Stainless Steel

Cct
W 3000 **V** RGBW 3000
N 4000 **Q** RGBW 4000

Nautilus_RF | powerLED



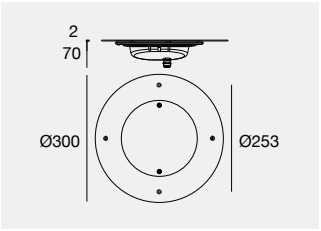

The light fixture can only be installed underwater
*** The cable cannot be shortened below 30 m**

IK10 IP68

		Fin	Cct	Im S - Im D	Opt
C.V. - 12 V DC - 38 W DC					
cable 5 m	**76735**		**W**	4563 - 3341	**20** (20°÷ 29°)
			N	4921 - 3604	**40** (40°÷ 49°)
					07 (Asym.Ww)
					25 (30°÷39°x41°÷60°)
					31 (Asym+Ellip.)
					32 (Asym+Flood)
					00 (Diffused)
cable 20 m	**C00105**	**SE**	**W**	4563 - 3341	**FL** (20°÷ 29°)
			N	4921 - 3604	**MW** (40°÷ 49°)
					WW (Asym.Ww)
					EM (30°÷39°x41°÷60°)
					X1 (Asym+Ellip.)
					X2 (Asym+Flood)
					DI (Diffused)

Electronics: **EA** (pag 888)

IK10 IP68

		Fin	Cct		Opt
RGBW C.C. - 700 mA - 25 W DC					
cable 5 m	**76736**		**V**	RGBW (3000 K)	**20** (20°÷ 29°)
			Q	RGBW (4000 K)	**40** (40°÷ 49°)
					07 (Asym.Ww)
					25 (30°÷39°x41°÷60°)
					31 (Asym+Ellip.)
					32 (Asym+Flood)

Electronics: **CS1 12V - CS2 24V** (pag 888)

Please note: for installation only on outer casing:
84939 Ø283 mm



RESIDENCE IN EKALI
Attica (Greece)
Project: IFI Group

Finishes	Cct			
Stainless Steel	**W**	3000	**V**	RGBW 3000
	N	4000	**Q**	RGBW 4000

Electronics

BE 350 mA

89421	**C-E200006**	**C-E200004**
ON/OFF	ON/OFF	DALI/PUSH
1 art.	2 - 3 art.	2 - 3 art.
74 x 65 x h 27	135 x 26 x h 26	125 x 45 x h 30
	35	55

CP2 24V

C-E700003+C-W600001	**C-E500014**	**DMX**	**99331**
Dimmer RF	Dimmer DMX	Controllers	Driver CV 24V
3 - 6 art.	3 - 6 art.		150W DC
175 x 45 x h 27	107 x 96 x h 39	Pag. 963	158 x 60 x h 35
52			70

CQ2 24V

C-E700003+C-W600001	**C-E500014**	**DMX**	**99331**
Dimmer RF	Dimmer DMX	Controllers	Driver CV 24V
3 - 6 art.	3 - 6 art.		150W DC
175 x 45 x h 27	107 x 96 x h 39	Pag. 963	158 x 60 x h 35
52			70

CR2 24V

C-E700003+C-W600001	**C-E500012**	**DMX**	**99331**
Dimmer RF	Dimmer DMX	Controllers	Driver CV 24V
1 - 2 art.	1 - 2 art.		150W DC
175 x 45 x h 27	107 x 96 x h 39	Pag. 963	158 x 60 x h 35
52			70

CS2 24V

C-E700003+C-W600001	**C-E500003**	**DMX**	**99331**
Dimmer RF	Dimmer DMX	Controllers	Driver CV 24V
1 - 2 art.	1 - 2 art.		150W DC
175 x 45 x h 27	107 x 96 x h 39	Pag. 963	158 x 60 x h 35
52			70

CT2 24V

C-E700003+C-W600001	**C-E500015**	**DMX**	**99331**
Dimmer RF	Dimmer DMX	Controllers	Driver CV 24V
1 - 2 art.	1 - 2 art.		150W DC
175 x 45 x h 27	107 x 96 x h 39	Pag. 963	158 x 60 x h 35
52			70

EB 12V

83010	**83013**	**83012**	**83015**
ON/OFF	ON/OFF	DALI	DALI
1 - 2 art.	1 - 5 art.	1 - 2 art.	1 - 4 art.
163 x 43 x h 32	191 x 63 x h 38	150 x 53 x h 35	191 x 63 x h 38
54	74	29	29

ED 12V

83010	**83013**	**83012**	**83015**
ON/OFF	ON/OFF	DALI	DALI
1 - 12 art.	1 - 32 art.	1 - 12 art.	1 - 25 art.
163 x 43 x h 32	191 x 63 x h 38	150 x 53 x h 35	191 x 63 x h 38
54	74	29	29

CP1 12V

C-E700003+C-W600001	**83187**	**DMX**	**83010**
Dimmer RF	Dimmer DMX	Controllers	Driver CV 12V
3 art.	2 - 3 art.		60W DC
175 x 45 x h 27	97 x 71 x h 62	Pag. 963	163 x 43 x h 32
52			54

CQ1 12V

C-E700003+C-W600001	**83187**	**DMX**	**83010**
Dimmer RF	Dimmer DMX	Controllers	Driver CV 12V
1 art.	1 art.		60W DC
175 x 45 x h 27	97 x 71 x h 62	Pag. 963	163 x 43 x h 32
52			54

CR1 12V

C-E700003+C-W600001	**83187**	**DMX**	**83010**
Dimmer RF	Dimmer DMX	Controllers	Driver CV 12V
1 art.	1 art.		60W DC
175 x 45 x h 27	97 x 71 x h 62	Pag. 963	163 x 43 x h 32
52			54

CS1 12V

C-E700003+C-W600001	**83187**	**DMX**	**83010**
Dimmer RF	Dimmer DMX	Controllers	Driver CV 12V
1 art.	1 art.		60W DC
175 x 45 x h 27	97 x 71 x h 62	Pag. 963	163 x 43 x h 32
52			54

CT1 12V

C-E700003+C-W600001	**83187**	**DMX**	**83010**
Dimmer RF	Dimmer DMX	Controllers	Driver CV 12V
1 art.	1 art.		60W DC
175 x 45 x h 27	97 x 71 x h 62	Pag. 963	163 x 43 x h 32
52			54

EA 12V

83010	**83013**	**83012**	**83015**
ON/OFF	ON/OFF	DALI	DALI
1 art.	1 - 3 art.	1 art.	1 - 3 art.
163 x 43 x h 32	191 x 63 x h 38	150 x 53 x h 35	191 x 63 x h 38
54	74	29	29

EC 12V

83010	**83013**	**83012**	**83015**
ON/OFF	ON/OFF	DALI	DALI
1 - 4 art.	1 - 10 art.	1 - 4 art.	1 - 8 art.
163 x 43 x h 32	191 x 63 x h 38	150 x 53 x h 35	191 x 63 x h 38
54	74	29	29

EL 12V

83010	**83013**	**83012**	**83015**
ON/OFF	ON/OFF	DALI	DALI
1 - 9 art.	1 - 24 art.	1 - 9 art.	1 - 19 art.
163 x 43 x h 32	191 x 63 x h 38	150 x 53 x h 35	191 x 63 x h 38
54	74	29	29

DMX: for power supply/control contact Linea Light support service



SUELO

AISI 316L stainless steel body.



Suelo_R | powerLED



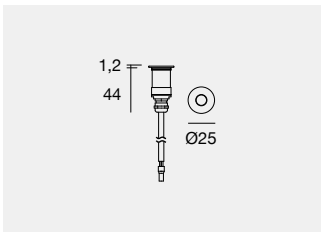

IK09 IP68 — 1 m

	Cct	lm S - lm D	Opt
C.C. - 350 mA - 1 W DC			
SE **80432**	**M**	145 - On req	**20** (26°)
	W	154 - On req	**35** (37°)
	N	165 - On req	

Electronics: **BB** (pag 891) | Recessed casing (pag 891)

Suelo_RX Pro | powerLED



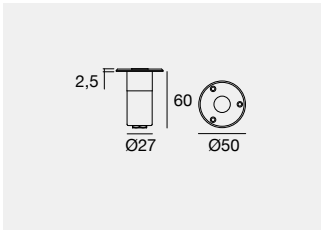

IK10 IP68 — 5 m

	Cct	lm S - lm D	Opt
C.C. - 630 mA - 2 W DC			
SE **93114**	**W**	233 - 188	**08** (11°)
	N	249 - 200	**15** (21°)
			30 (27°)
			60 (61°)
			12 (113°)
			00 (Diffused)

Electronics: **BD** (pag 891) | Recessed casing (pag 891)

C.C. IK10 IP68 — 5 m

	Cct	Opt
RGB - 220 mA - 2,1 W DC		
SE **94151**	**Z** RGB	**60** (61°)
		12 (113°)

Electronics: **CC** (pag 891) | Recessed casing (pag 891)

For cables and power supply/control contact Linea Light support service.

Electronics

BB 300 mA

89419	89421	99183	C-E200004
ON/OFF	ON/OFF	ON/OFF	DALI/PUSH
1 - 2 art.	3 - 6 art.	6 - 12 art.	5 - 12 art.
74 x 65 x h 27	74 x 65 x h 27	100 x 80 x h 31	125 x 45 x h 30
			IP55

BD 630 mA

89420	C-E200008	99186	C-E200002
ON/OFF	ON/OFF	ON/OFF	DALI/PUSH
1 - 2 art.	3 - 6 art.	6 - 12 art.	5 - 12 art.
74 x 65 x h 27	135 x 26 x h 26	117 x 92 x h 38	125 x 45 x h 30
	IP35		IP55

CC 48V

C-E700003+C-W600001	C-E500015	DMX	Driver CV	Switching
Dimmer RF	Dimmer DMX	Controllers	CV 48V	CV 48V
6 - 12 art.	6 - 12 art.			
175 x 45 x h 27	107 x 96 x h 39	Pag. 963	Pag. 951	Pag. 945-946
IP52				

Recessed casing



PVC **99678** Recessed casing IP68

suitable for: Suelo_R



PVC **84945** Outer casing IP68 with side outlet

suitable for: Suelo_RX Pro



PVC **84990** Outer casing IP68 with central outlet

suitable for: Suelo_RX Pro

Finishes	Cct			
SE Stainless Steel	**M** 2700	**N** 4000		
	W 3000	**Z** RGB		

SUB

AISI 316L stainless steel body.



Sub_R | powerLED



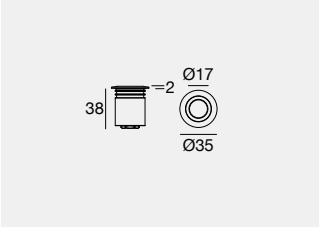

1 m

	Cct	lm S - lm D	Opt	
C.C. - 500 mA - 1,5 W DC				
SE **97315**	**M**	199 - On req	**15**	(21°)
	W	213 - On req	**30**	(27°)
	N	227 - On req	**60**	(61°)
			00	(Diffused)

Electronics: **BC** (pag RA23) | Recessed casing (pag AAA)

Sub_Q | powerLED



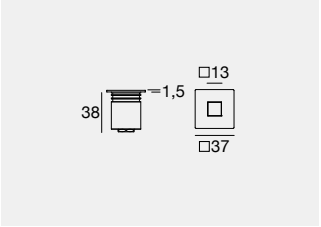

1 m

	Cct	lm S - lm D	Opt	
C.C. - 500 mA - 1,5 W DC				
SE **97317**	**M**	199 - On req	**15**	(21°)
	W	213 - On req	**30**	(27°)
	N	227 - On req	**60**	(61°)
			00	(Diffused)

Electronics: **BC** (pag 893) | Recessed casing (pag 893)

Electronics

BC 500 mA

89422	**89423**	**C-E200007**	**C-E200003**
ON/OFF	ON/OFF	ON/OFF	DALI/PUSH
1 - 2 art.	2 - 3 art.	3 - 6 art.	5 - 12 art.
74 x 65 x h 27	74 x 65 x h 27	135 x 26 x h 26	125 x 45 x h 30
		⌀35	⌀55

Recessed casing



PVC **98148** Recessed casing IP68

suitable for: Sub_R - Sub_Q



PVC **98060** Recessed casing

suitable for: Sub_R - Sub_Q

Finishes	**Cct**			
SE Stainless Steel	**M**	2700	**N**	4000
	W	3000		

Underwater

MK68





MK68 TAKES A LEAP FORWARD

MK68 is an adjustable underwater luminaire with IP68 protection rating, designed to create special light effects in swimming pools, water baths or fountains. The revolutionary ZeroAir system definitively prevents the development of humidity inside the product. Available in two sizes with round or square section, two power ratings and with a new Flood optic. The fixture is in polycarbonate with closing elements in AISI 316L stainless steel, and the special structure ensures MK68 is able to resist up to 25 metres in depth.

VERSATILE IN EVERY SITUATION

MK68_Q:
82650N30
Tank size:
(L x P) 2,5 x 7 m
Tank depth:
0,5 m
Lamp height from tank floor:
0,4 m

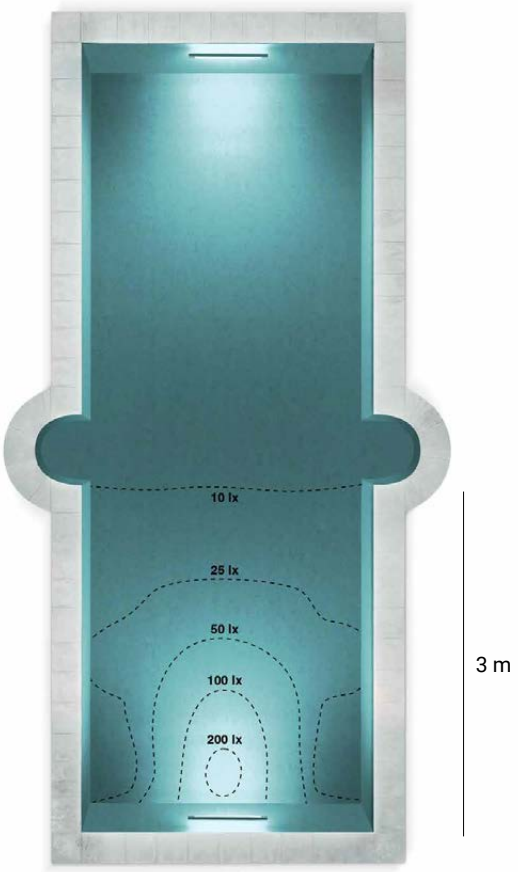

ZEROAIR SYSTEM:
LONG LIFE FOR MK68





Thanks to the experience gained in the design of immersion fixtures, Linea Light Group has realized a special system called ZeroAir, which definitively solves the formation of moisture inside the product, so as to preserve the LED circuit from the generation of condensation.



PATENT PENDING

A MEDIUM FLOOD (30) OPTIC TO GO DEEP

MK68 retains its excellent technical features and is enhanced with a new Medium Flood optic, 30° for the version with round section, and 39° for the version with square section.

COMPARISON BETWEEN NEW MEDIUM FLOOD 30 OPTIC AND EXTRA WIDE FLOOD 36 OPTIC



Optic **30**





Optic **36**



MK68_R | topLED | 12 V DC



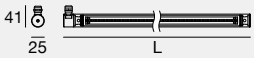

5 m

		Cct	lm S - lm D	Opt
L 694 mm - 11 W DC				
TR	**82642**	**W**	1470 - 1331	**30** (30°x 90°)
		N	1538 - 1392	**36** (114°x 111°)
		C	1538 - 1392	
OP	**82646**	**W**	1470 - 1161	**00** (Diffused)
		N	1538 - 1215	
		C	1538 - 1215	

Electronics: **EI** (pag 899) | Recessed casing (pag 899)

L 1290 mm - 20W DC				
TR	**82644**	**W**	2940 - 2662	**30** (30°x 90°)
		N	3078 - 2784	**36** (114°x 111°)
		C	3078 - 2784	
OP	**82648**	**W**	2940 - 2323	**00** (Diffused)
		N	3078 - 2430	
		C	3078 - 2430	

Electronics: **EJ** (pag 899) | Recessed casing & Accessories (pag 899)

MK68_Q | topLED | 12 V DC





5 m

		Cct	lm S - lm D	Opt
L 694 mm - 11 W DC				
TR	**82650**	**W**	1470 - 1243	**30** (39°x 90°)
		N	1538 - 1300	**36** (108°x 102°)
		C	1538 - 1300	
OP	**82654**	**W**	1470 - 1010	**00** (Diffused)
		N	1538 - 1056	
		C	1538 - 1056	

Electronics: **EI** (pag 899) | Recessed casing (pag 899)

L 1290 mm - 20W DC				
TR	**82652**	**W**	2940 - 2486	**30** (39°x 90°)
		N	3076 - 2600	**36** (108°x 102°)
		C	3076 - 2600	
OP	**82656**	**W**	2940 - 2019	**00** (Diffused)
		N	3076 - 2112	
		C	3076 - 2112	

Electronics: **EJ** (pag 899) | Recessed casing & Accessories (pag 899)

Finishes

TR Transparent
OP Opaline

Cct

W 3000 **C** 6000
N 4000

NO FLEX

MK68 is completed by a new accessory specifically for the 1290mm length. Available for the round and square section, when positioned centrally, it prevents the device from flexing when it is installed under a waterfall, for example. The accessory is included in the MK68_R 82644, 82648 and MK68_Q 82652, 82656 models.





Central support bracket included for
MK68_R code 82644 – 82648



Central support bracket included for
MK68_Q code 82652 – 82656



4-SPA
Catania (Italy)

Electronics

EI 12V

83010	83013	83012	83015
ON/OFF	ON/OFF	DALI	DALI
1 - 5 art.	1 - 10 art.	1 - 5 art.	1 - 10 art.
163 x 43 x h 32	191 x 63 x h 38	150 x 53 x h 35	191 x 63 x h 38
54	74	29	29

EJ 12V

83010	83013	83012	83015
ON/OFF	ON/OFF	DALI	DALI
1 - 3 art.	1 - 6 art.	1 - 3 art.	1 - 6 art.
163 x 43 x h 32	191 x 63 x h 38	150 x 53 x h 35	191 x 63 x h 38
54	74	29	29

Recessed casing & Accessories

Connector gel 2 ways

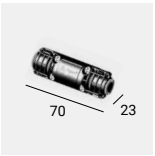

PVC **98991** IP68 max. 3x1.5 mm2

suitable for: MK68_R - MK68_Q

Connector 2 ways



PVC **84893** IP68 min. 2x0,5 mm2
max. 2x2,5 mm2

suitable for: MK68_R - MK68_Q

Accessories



IS **83020** Brackets x 2

suitable for: MK68_R - MK68_Q

Recessed casing



IS **83022** L 739 mm (suitable for L 694)
IS **83023** L 1335 mm (suitable for L 1290)

suitable for: MK68_R - MK68_Q



Cable extension on request:
MK68 694 mm: 22 metres of cable extension in total
MK68 1290 mm: 12 metres of cable extension in total

MK68 FITS SEAMLESSLY INTO THE STRUCTURE WITH THE NEW OUTER CASING

The outer casing in AISI 316L stainless steel allows an additional recessed installation option for MK68. Designers now have an extra solution to create special underwater light effects in swimming pools, pools or fountains. The integrated bracket has been designed to allow easy installation and removal of the device, especially during maintenance and cleaning operations. The outer casing is available for the Mk68_R and MK68_Q models with the 694 mm and 1290 mm length.



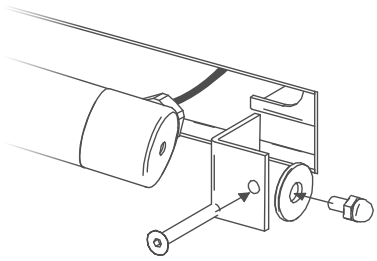

Finishes

IS Steel

Underwater

RODIX

AISI 316L stainless steel body.



Rodix | powerLED | 12 V DC



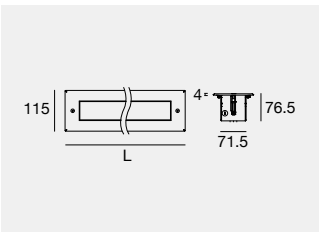

5 m

	Cct	lm S - lm D	Opt	
L 350 mm - 6 LEDs - 14 W DC				
SE **84212**	**M**	1596 - 905	**15**	(Asym. + 23°)
	W	1704 - 967	**30**	(Asym. + 30°)
	N	1818 - 1036	**60**	(Asym. + 40°)
			25	(Asym. + 30°x40°)

Electronics: **EN** (pag 901) | Recessed casing (pag 901)

L 600 mm - 12 LEDs - 28 W DC				
SE **84213**	**M**	3192 - 1813	**15**	(Asym. + 23°)
	W	3408 - 1937	**30**	(Asym. + 30°)
	N	3636 - 2075	**60**	(Asym. + 40°)
			25	(Asym. + 30°x40°)

Electronics: **EM** (pag 901) | Recessed casing (pag 901)



Cable extension on request:
Rodix 350 mm: 20 metres of cable extension in total
Rodix 600 mm: 10 metres of cable extension in total

Electronics

EM 12V

83010	83013	83012	83015
ON/OFF	ON/OFF	DALI	DALI
1 art.	1 - 3 art.	1 art.	1 - 3 art.
163 x 43 x h 32	191 x 63 x h 38	150 x 53 x h 35	191 x 63 x h 38
54	74	29	29

EN 12V

83010	83013	83012	83015
ON/OFF	ON/OFF	DALI	DALI
1 - 4 art.	1 - 7 art.	1 - 4 art.	1 - 7 art.
163 x 43 x h 32	191 x 63 x h 38	150 x 53 x h 35	191 x 63 x h 38
54	74	29	29

Recessed casing & Accessories

Connector gel 2 ways



PVC **98991** IP68 max. 3x1.5 mm2

suitable for: Rodix L 350 mm - Rodix L 600 mm

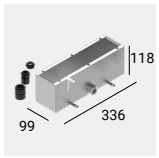

IS **83160** Recessed casing

suitable for: Rodix L 350 mm

Connector 2 ways



PVC **84893** IP68 min. 2x0,5 mm2
max. 2x2,5 mm2

suitable for: Rodix L 350 mm - Rodix L 600 mm

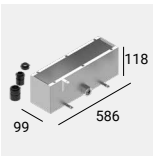

IS **83161** Recessed casing

suitable for: Rodix L 600 mm

Finishes	Cct			
SE Stainless Steel	**M**	2700	**N**	4000
	W	3000		

RUBBER 3D PROTECTION



IP68 3m

IP68 and permanent submersion

Rubber 3D PROtection is certified with a grade of IP68, therefore it lends itself well to permanent installations, submerged up to 3 metres, in environments such as pools, fountains, vertical waterfalls, modern showers and similar, at the same time guaranteeing maximum flexibility. In addition, the waterproof power cable allows protection from the water. An amazing 5 metres long, much longer than the average if we consider similar products already available on the market, the cable allows placement of the power supply unit in a separate site, helping the installer and facilitating subsequent maintenance and/or any replacements.

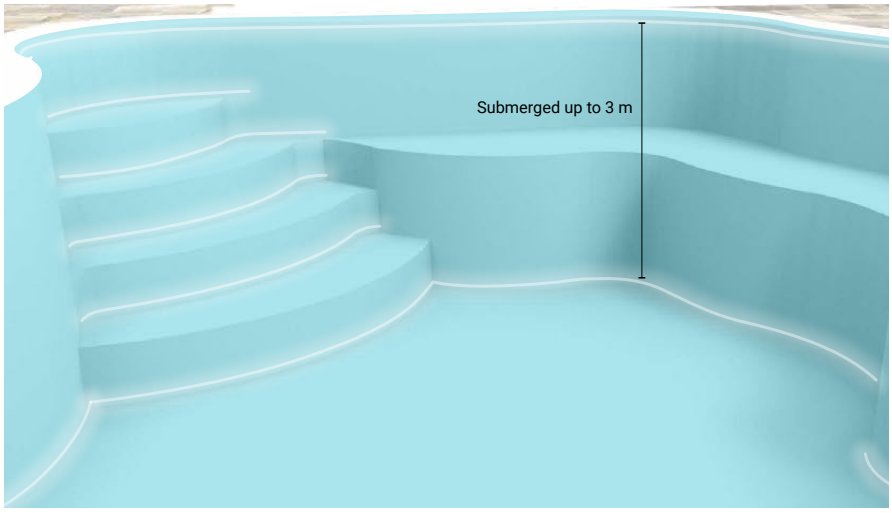

IP69

IP69 is a classification of the German DIN 40050-9 standard that extends the standard IP classification, developed for sectors where supplementary protection against high pressures and high temperatures is needed. Rubber 3D PROtection has passed the IP69 test: once installed in a pool or other environments that require periodic cleaning through the use of a pressure washer, Rubber PROtection withstands jets of high-pressure or hot water aimed directly on the product, without needing to be removed and subsequently repositioned. This is a considerable advantage that lets you avoid maintenance operations which would otherwise be compulsory and need to be repeated over time. IP69 is an additional classification that comes alongside the IP68 standard set forth by the IEC60529 system. Rubber 3D PROtection is certified for both grades of protection.

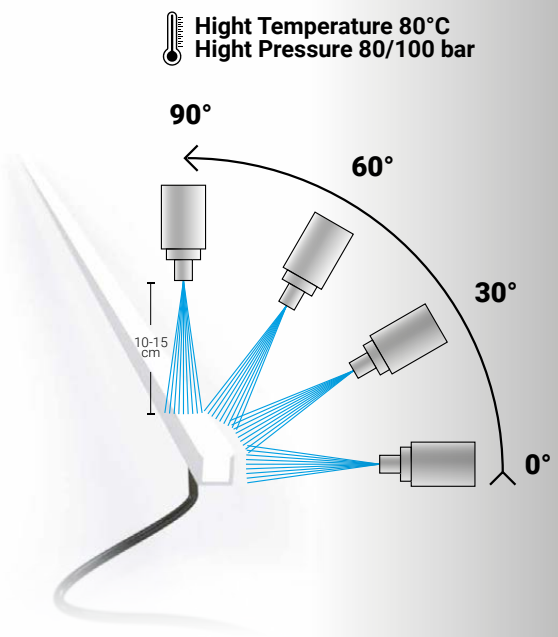

Rubber 3D PROtection | LED strip | 24 V DC | 10 W/m



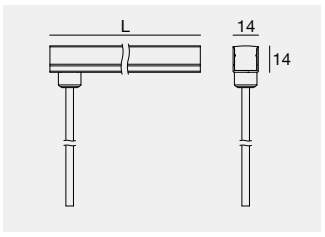

5 m | max 3 m | C.V. | R9 >50 | IP68 | NEW

	Fin	Cct	lm S - lm D	Opt
L 1 m - 10 W DC				
C00129	**WH**	**M**	998 - On req	**DI** (Diffused)
		W	1096 - On req	
		N	1206 - On req	

Electronics: **AL** (pag 904) | Accessories (pag 906)

L 5 m - 50 W DC				
C00130	**WH**	**M**	4992 - On req	**DI** (Diffused)
		W	5482 - On req	
		N	6029 - On req	

Electronics: **AL** (pag 904) | Accessories (pag 906)

L 10 m - 100 W DC				
C00131	**WH**	**M**	9984 - On req	**DI** (Diffused)
		W	10963 - On req	
		N	12058 - On req	

Electronics: **AL** (pag 904) | Accessories (pag 906)

Rubber 3D PROtection RGBW | LED strip | 24 V DC | 15 W/m



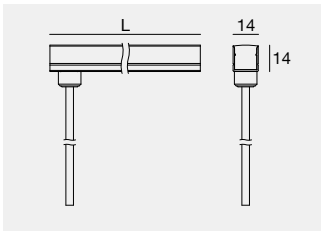

5 m | max 3 m | C.V. | IP68 | NEW | RGBW

	Fin	Cct	Opt
L 1 m - 15 W DC			
C00129	**WH**	**V** RGBW (3000 K)	**DI** (Diffused)
L 5 m - 75 W DC			
C00130	**WH**	**V** RGBW (3000 K)	**DI** (Diffused)

For power supply/control contact
Linea Light support service

Electronics: **AM7** (pag 904) | Accessories (pag 906)

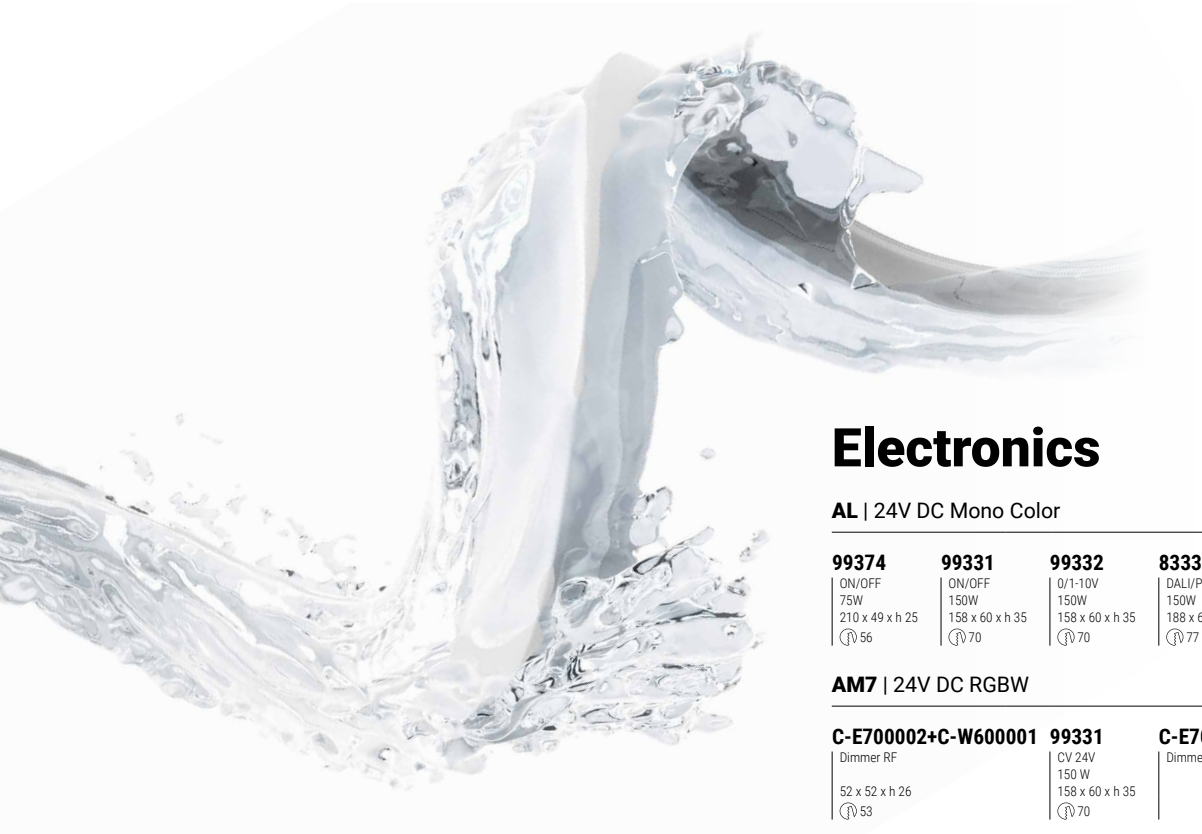

Electronics

AL | 24V DC Mono Color

99374	99331	99332	83333	C-E400002
ON/OFF	ON/OFF	0/1-10V	DALI/PUSH	DALI/PUSH
75W	150W	150W	150W	240W
210 x 49 x h 25	158 x 60 x h 35	158 x 60 x h 35	188 x 68 x h 34	188 x 68 x h 34
56	70	70	77	77

AM7 | 24V DC RGBW

C-E700002+C-W600001	99331	C-E700005	DMX	99331
Dimmer RF	CV 24V	Dimmer DMX	Controllers	CV 24V
	150 W			150 W
52 x 52 x h 26	158 x 60 x h 35		Pag. 963	158 x 60 x h 35
53	70			70



Accessories

Linear profile



ASA **C-K100002** 1000 mm - 18 mm - 19 mm
ASA **C-K100001** 2000 mm - 18 mm - 19 mm
suitable for: Rubber 3D PROtection

Linear profile with cable run



ASA **C-K100005** 1000 mm - 39 mm - 19 mm
ASA **C-K100004** 2000 mm - 39 mm - 19 mm
suitable for: Rubber 3D PROtection

Clip

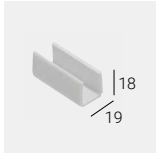

ASA **C-K100003** 50 mm - 18 mm - 19 mm

suitable for: Rubber 3D PROtection

Clip with cable run

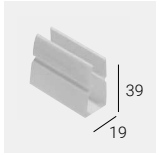

ASA **C-K100006** 50 mm - 39 mm - 19 mm

suitable for: Rubber 3D PROtection

Rubber preparation kit



WH **99521** 1100 mm - 40 mm - 22 mm

suitable for: Rubber 3D PROtection

Rubber profile drilling template

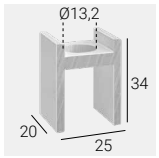

IS **C-V200005** 25 mm - 20 mm - 34 mm
hole Ø 13,2
suitable for: Rubber 3D PROtection
Allows the passage of the cable gland.

Recessed casing + cable gland



PVC **C-C300001** 300 mm - Ø36 mm

suitable for: Rubber 3D PROtection

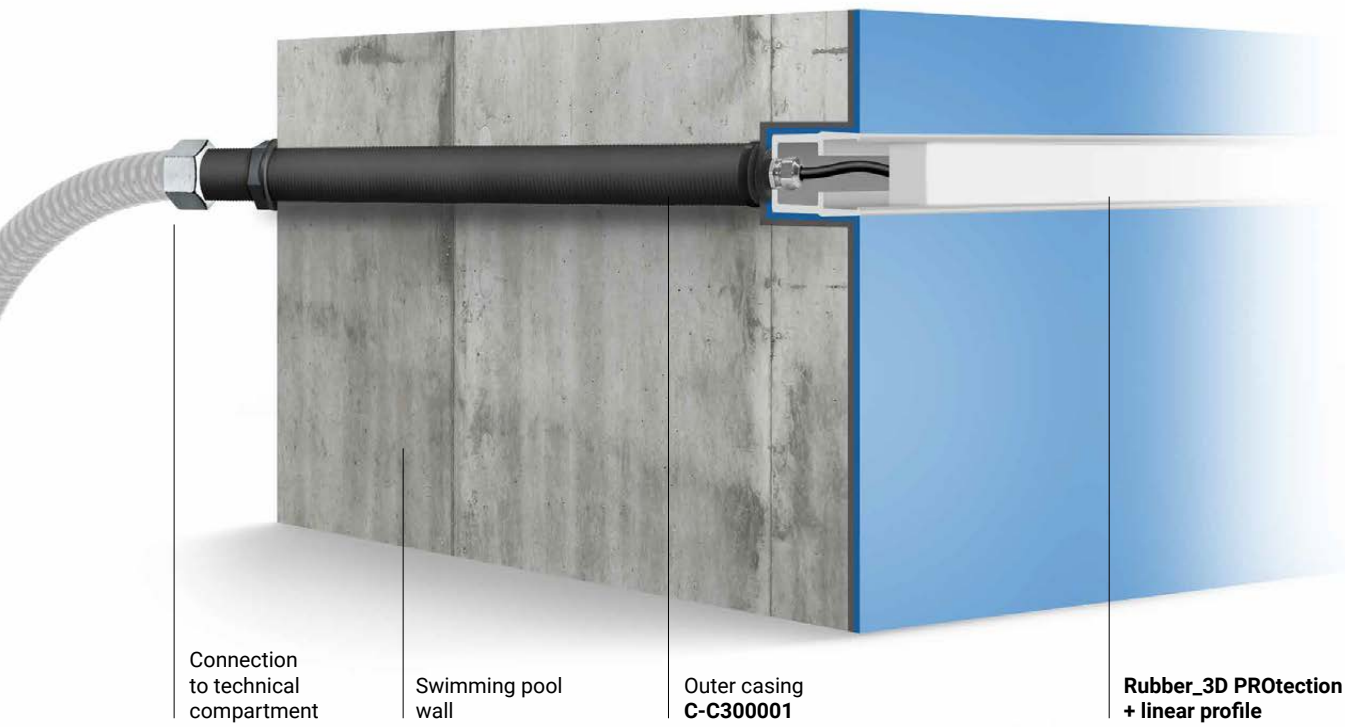

Accessories

Connector 2 ways



PVC 98990 IP68 min. 2x0,25 mm2
IP68 max. 2x1,0 mm2

suitable for: Rubber 3D PROtection (not suitable RGBW)

Connector 2 ways



PVC C-W300001 IP68 with GEL 5x1.5 mm2

suitable for: Rubber 3D PROtectionRGBW

Connector

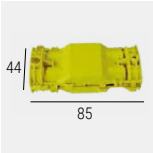

PVC 89548 IP68 with GEL
max. 4x1,5 mm2

suitable for: Rubber 3D PROtection (not suitable RGBW)

Double-sided tape



PVC 99520 33 m

suitable for: Rubber 3D PROtection

High profile connection







INDUSTRIAL LIGHTS





CANTINA PODVERSIC DAMIJAN
Gorizia (Italy)

Lighting Design:
Architect Massimiliano Zanon

Photography:
TheStudio

Industrial lights range index

Multilamp

Multilamp



914

Alux

Alux



918

Alux Pro



919

Alix

Alix

NEW



921

Alix Pro

NEW



921

Atix

Atix



923

Raptor

Raptor



927

Biglamp

Biglamp_P



929





MULTILAMP



Body in extruded aluminium.
Steel side caps with galvanising treatment
and polyester powder coating.
Optics screen in polycarbonate
with UV protection.



Construction details

Light fixture with rectangular shape made in 6060 anodised black or RAL9003 White painted extruded aluminium. Side plugs in painted steel (black or white to match the projector body). Optics assembly in UV ray stabilised polycarbonate that also acts as a protective screen. Tightening screws and brackets in AISI 316 steel.



Metallic cage to protect against impact.

IK08 → IK10

Ball test

With protection, compliant with standards EN13964 (annex D) and DIN 57710-13.

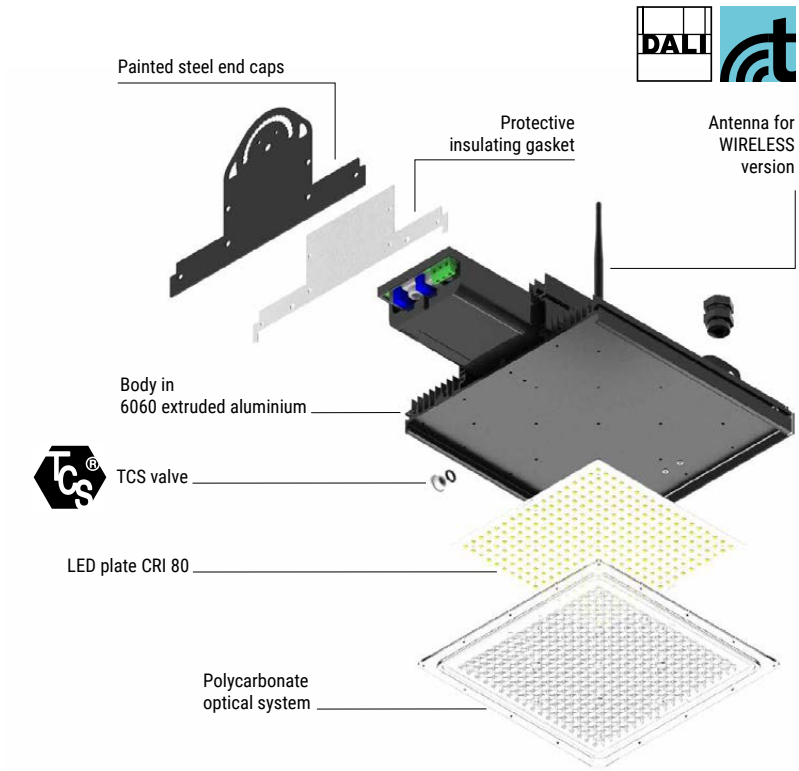

Technical lighting characteristics

Thanks to its modular nature, Multilamp is easy to expand. Each module contains 324 highly efficient power diodes. It can be assembled with 1, 2 or 3 modules that can be combined with three different types of optics to make the projector as versatile as possible.

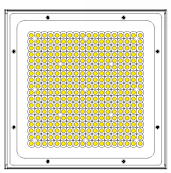

Single module:
324 Power LEDs

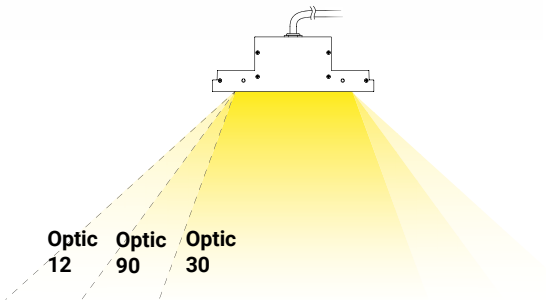

Multilamp | topLED | 198-264 V AC | 63 W DC - 70 W AC



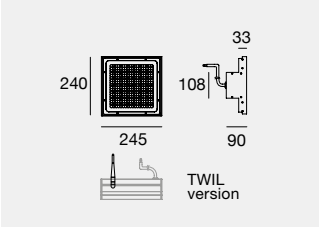

2 m

DALI

	Cct	lm S - lm D	Opt
WH **90443**	**W**	10180 - 8394	**30** (43°)
BB **90442**	**N**	10638 - 8772	**90** (84°)
DALI	**C**	11201 - 9237	**12** (104°)
WH **90445**			
BB **90444**			
TWIL			
BB **90473**			

Accessories: (pag 914)

Multilamp | topLED | 198-264 V AC | 120 W DC - 130 W AC



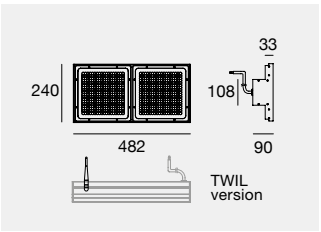

2 m

DALI

	Cct	lm S - lm D	Opt
WH **90447**	**W**	16459 - 16009	**30** (42°x 51°)
BB **90446**	**N**	17237 - 16764	**90** (82°x 86°)
DALI	**C**	18144 - 17655	**12** (105°)
WH **90449**			
BB **90448**			
TWIL			
BB **90475**			

Accessories: (pag 914)

Multilamp | topLED | 198-264 V AC | 190 W DC - 200 W AC



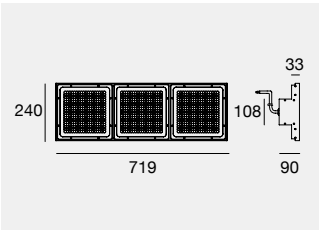

2 m

DALI

	Cct	lm S - lm D	Opt
WH **90451**	**W**	28480 - 23583	**30** (47°x 62°)
BB **90450**	**N**	29743 - 24630	**90** (86°x95°)
DALI	**C**	31396 - 25998	**12** (102°x 112°)
WH **90453**			
BB **90452**			

Accessories: (pag 914)

Accessories

Adjustable bracket

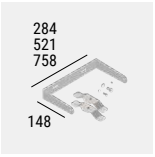

IS **98755** 70W
IS **98756** 130W
IS **98757** 200W

suitable for: Multilamp

Adjustable bracket in steel with screws and safety pins for wall or ceiling installation.

Hanging bracket



IS **98754**
suitable for:
Multilamp 70W (2 x **98754**)
Multilamp 130W (2 x **98754**)
Multilamp 200W (3 x **98754**)

Steel bracket for ceiling installation (chains not included).

Steel clip



IS **98748**
suitable for:
Multilamp 70W (2 x **98748**)
Multilamp 130W (2 x **98748**)
Multilamp 200W (3 x **98748**)

Steel clip bracket for dual installation, hanging or surface mounted (chains not included).



Flush frame



WH **98761** L 308 mm
BB **98764** L 308 mm
suitable for: Multilamp 70 W

WH **98762** L 545 mm
BB **98765** L 545 mm
suitable for: Multilamp 130 W

WH **98763** L 782 mm
BB **98766** L 782 mm
suitable for: Multilamp 200 W

Protective metallic cage, ideal for increasing the impact resistance of the fixture.

Flush frame

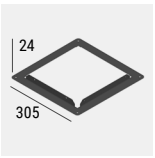

WH **99585**
BB **99484**

suitable for:
Multilamp 70W

Frame in painted aluminium for direct recessed installation with screws.

Protective cage

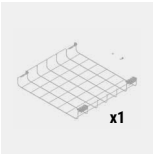

IS **98758**
suitable for:
Multilamp 70W (1 x **98758**)
Multilamp 130W (2 x **98758**)
Multilamp 200W (3 x **98758**)

Protective metal cage, ideal for increasing the impact resistance of the device.


DANGER NO ENTRY
DANGER NO ENTRY

ALUX

Body in anodised extruded aluminium.
Extra-clear tempered glass or
polycarbonate diffuser.



Construction details
Waterproof structure made in anodised extruded aluminium, polycarbonate or impact-resistant toughened glass cover. Driver built into the lamp body with direct connection to the mains power via neoprene cable.

Alux



Alux Pro



Alux Pro
(L.2302 mm TWIL)



290 mm

Resistance to corrosion (Side cap Alux Pro)
An electrochemical open-pore anodising pretreatment is carried out on the base allow to guarantee resistance to the corrosion typical in environments where aggressive substances are in the air. The TCS® valve is built into the closing plug of the profile for transpiration.

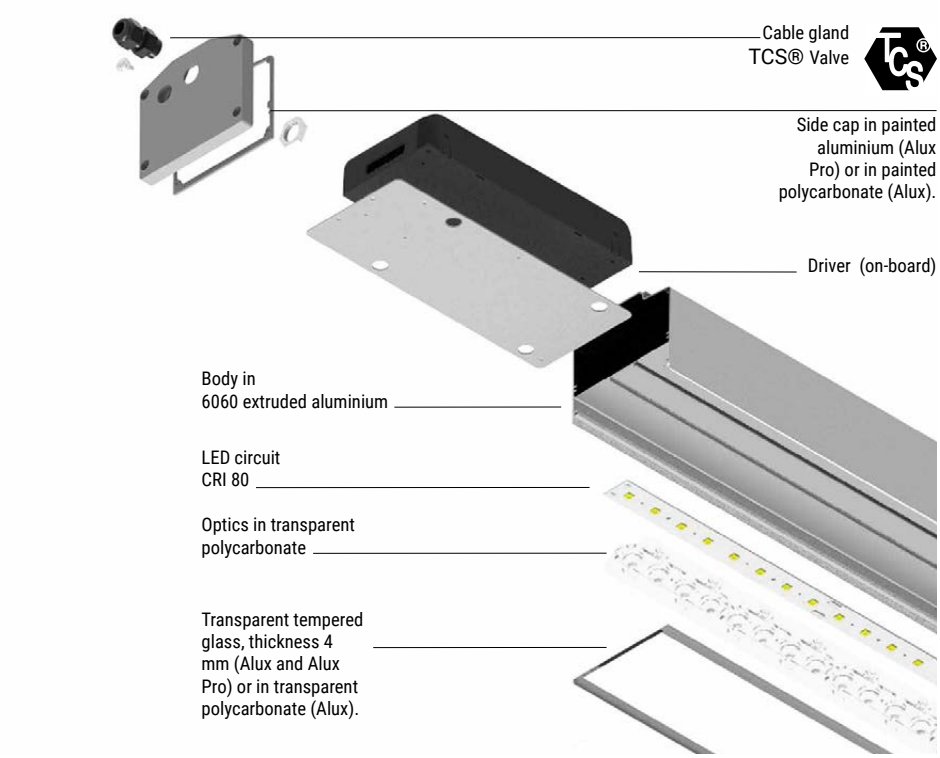

Alux Pro 100 W
TWIL version

Alux Pro 130 W
TWIL version



Alux Pro 170 W
TWIL version

High-performance optics
The high precision optics used perfectly convey the emission of the primary light cone, significantly decreasing the light of the secondary cone. By using Medium Flood or Wide Flood optics, the result is a particularly intense and uniform light, without reflections.

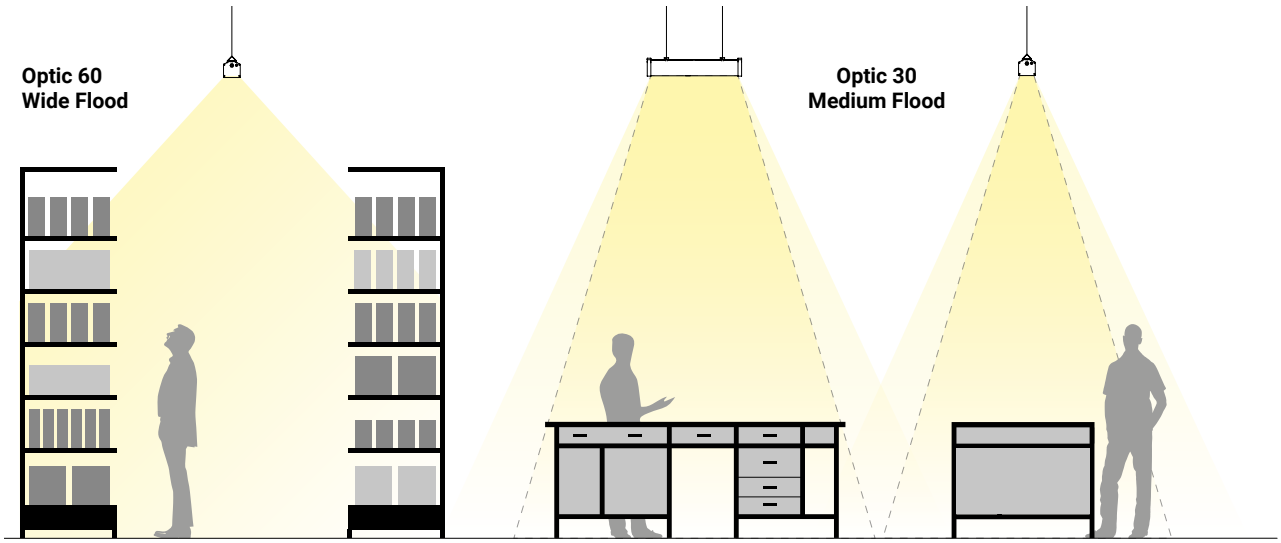

Alux | topLED | 198-264 V AC



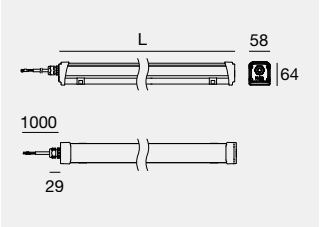

EL

Luminaire compliant with the IEC EN 60598-2-22 standard, containing control and command electronics compatible for use in centralised emergency systems.

	Cct	lm S - lm D	Opt	
L 627 mm - 24 W DC - 27 W AC				
GA **84418**	**W**	3852 - 2929	**30**	(23°x 46°)
LA **84421**	**N**	4029 - 3060	**60**	(48°x 64°)
DALI	**C**	4029 - 3060	**12**	(118°)
GA **84424**			**00**	(Diffused)
LA **84427**			**69**	(74°x 120°)
L 1212 mm - 49 W DC - 54 W AC				
GA **84419**	**W**	7704 - 5859	**30**	(23°x 46°)
LA **84422**	**N**	8057 - 6127	**60**	(48°x 64°)
DALI	**C**	8057 - 6127	**12**	(118°)
GA **84425**			**00**	(Diffused)
LA **84428**			**69**	(74°x 120°)
L 1505 mm - 60 W DC - 64 W AC				
GA **84420**	**W**	9340 - 7125	**30**	(23°x 46°)
LA **84423**	**N**	9768 - 7444	**60**	(48°x 64°)
DALI	**C**	9768 - 7444	**12**	(118°)
GA **84426**			**00**	(Diffused)
LA **84429**			**69**	(74°x 120°)

EM

	Cct	lm S - lm D	Opt	
L 1227 mm - EMERGENCY - 49 W DC - 54 W AC				
GA **84430**	**W**	7704 - 5858	**30**	(23°x 46°)
LA **84431**	**N**	8057 - 6127	**60**	(48°x 64°)
	C	8057 - 6127	**12**	(118°)
			00	(Diffused)
			69	(74°x 120°)

Emergency: 1 Hours - 5W DC - lm D: (W) 768, (N) 813 (C) 813
Accessories (pag 919)

SARBO S.P.A.
San Vendemiano, Treviso (Italy)



Finishes

GA Glass/Aluminium
LA Polycarbonate/Aluminium

Cct

W 3000 **C** 5700
N 4000

Alux Pro | topLED | 198-264 V AC



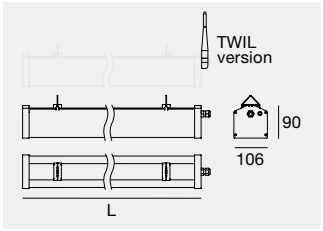

	Cct	lm S - lm D	Opt
L 454 - 35 W DC - 40 W AC			
GA **81774**	**W**	5390 - 4912	**30** (32°)
DALI	**N**	5635 - 5137	**60** (53°)
GA **81775**	**C**	5635 - 5137	**12** (120°)
			00 (Diffused)
			69 (76°x 121°)
L 844 - 65 W DC - 70 W AC			
GA **81776**	**W**	10055 - 9208	**30** (32°)
DALI	**N**	10538 - 9618	**60** (53°)
GA **81777**	**C**	10538 - 9618	**12** (120°)
			00 (Diffused)
			69 (76°x 121°)
L 1234 - 90 W DC - 100 W AC			
GA **81778**	**W**	13891 - 12672	**30** (32°)
DALI	**N**	14558 - 13265	**60** (53°)
GA **81779**	**C**	14558 - 13265	**12** (120°)
Twil**			**00** (Diffused)
GA **76010**			**69** (76°x 121°)
L 1634 - 121 W DC - 130 W AC			
GA **81780**	**W**	17711 - 16156	**30** (32°)
DALI	**N**	18563 - 16911	**60** (53°)
GA **81781**	**C**	18563 - 16911	**12** (120°)
Twil**			**00** (Diffused)
GA **76011**			**69** (76°x 121°)

**Only Indoor | Accessories (pag 919)

Alux Pro | topLED | 198-264 V AC



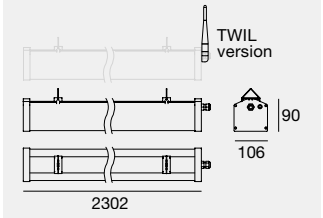

	Cct	lm S - lm D	Opt
157 W DC - 170 W AC			
GA **76034**	**W**	24021 - 21954	**30** (32°)
DALI	**N**	25120 - 22980	**60** (53°)
GA **76035**	**C**	25120 - 22980	**12** (120°)
Twil**			**00** (Diffused)
GA **76012**			**69** (76°x 121°)

**Only Indoor | Accessories (pag 919)

Accessories



BB **84863** Extension cables in neoprene ON-OFF (per meter) 3x1mm2. Example: 84863 x 3 pz = 3m



BB **99737** Quick connector ON-OFF IP68 2 ways (3 poles).



BB **83239** Extension cables in neoprene DALI (per meter) 5x2,5mm2. Example: 83239 x 3 pz = 3m

Finishes

GA Glass/Aluminium
BB Black

Cct

W 3000 **C** 5700
N 4000

ALIX

Body in polycarbonate with UV protection.



Alix | topLED | 220-240 V AC



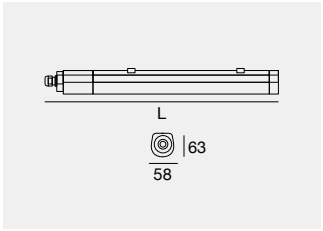

Alix PRO | topLED | 220-240 V AC



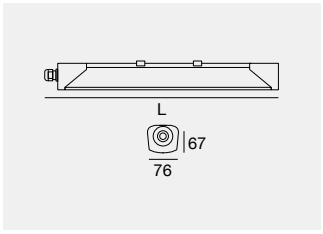

IK08 IP66 NEW

	Fin		Cct	lm S - lm D	Opt	
L 1240 - 30 W AC						
C00908	**GG**		**N**	3900 - On req	**DI**	(Diffused)
L 1640 - 47 W AC						
C00909	**GG**		**N**	6100 - On req	**DI**	(Diffused)

IK10 IP69K NEW

	Fin		Cct	lm S - lm D	Opt	
L 1213 - 32 W AC						
C00910	**GG**		**N**	4000 - On req	**DI**	(Diffused)
DALI - 32 W AC						
C00911	**GG**		**N**	4000 - On req	**DI**	(Diffused)
L 1493 - 51 W AC						
C00912	**GG**		**N**	6000 - On req	**DI**	(Diffused)
DALI - 51 W AC						
C00913	**GG**		**N**	6100 - On req	**DI**	(Diffused)

CIRCULAR PRODUCT:

100%
RECYCLED

The Alix luminaire body is 100% recyclable, and the electronic components can be easily separated to facilitate recycling at the end of its service life.

The connection of Alix and Alix Pro luminaires **is quick and easy**, without the need for tools.



IP69K DALI

Alix PRO

IP69K is a classification that extends the protection classification system against the ingress of solids and liquids. IP69K was developed for areas where additional protection against high pressures and high temperatures is required.
Typical applications requiring this classification involve mobile environments or machinery such as in the food industry, where equipment is cleaned intensively every day with high-pressure water, steam and aggressive detergents.

Thanks to a special switch, Alix luminaires **can be adapted** to the requirements of any project:

C00908 Step 1 = 30W (3900 lm) → Step 2 = 20W (2500 lm)
C00909 Step 1 = 47W (6100 lm) → Step 2 = 33W (4300 lm)



Accessories



SE **INCLUDED** Fixing Clips

suitable for: Alix - Alix PRO





Finishes
GG Grey
SE Stainless Steel

Cct
N 4000

ATIX

The ATEX explosion-proof watertight appliances, designed with latest-generation technological materials are suitable for lighting areas with atmospheres at risk of explosion.



Places of use

- Mining sites
- Petrochemical industries
- Service stations
- Electrical power plants
- Chemical industries
- Pharmaceutical industries
- Food industries

Atix | topLED | 220-240 V AC



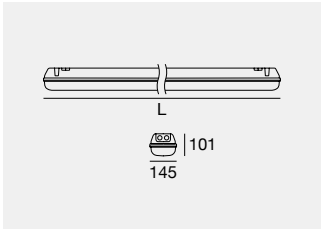

IK08 IP66 EX 2,22

	Cct	lm S - lm D	Opt	
L 665 mm - 18 W DC - 22 W AC				
YY **93280**	**N**	2500 - 2199	**12**	(76°x 174°)
L 1287 mm - 36 W DC - 40 W AC				
YY **93281**	**N**	5500 - 4802	**12**	(73°x 170°)
L 1587 mm - 40 W DC - 45 W AC				
YY **93282**	**N**	6600 - 5800	**12**	(69°x 179°)



Body in compressed fibreglass reinforced with RAL 1003 yellow polyester. Transparent diffuser in ridged polycarbonate with UV protection. Stainless steel locking clip.



ATEX explosion proof

The Atex articles are designed with extremely high quality tested materials to guarantee adequate resistance and function. They are, therefore, perfectly suited for use in EX areas in accordance with directive ATEX 2014/34 / EU.

Version suitable for EX zone: **2,22**

II 3 G Ex nA IIC T6 Gc
II 3 D Ex t IIIC T85 °C Dc

Accessories



IS **INCLUDED** Hanging fixing kit. (x2 pz)

Finishes

YY Yellow
SE Stainless Steel

Cct

N 4000

RAPTOR



DESIGNED FOR WORK

By providing excellent light quality and high lighting performance, is the ideal solution for industrial and commercial lighting. Thanks to its high mechanical strength and ease of installation, it is suitable for large production and logistics spaces.

Strength and performance in any setting
Raptor has been revamped and upgraded. The new light has a single high-performance die-cast aluminium body with low copper content, a structural material that ensures good anti-corrosion properties and excellent thermal performance. It comes with COB LED and SMD Top LED light sources. The diffuser of extra-clear tempered glass can be installed in harsh environments with exposure to chemicals, acids, halides, solvents, grease and oil.





Antenna
(Twil version)

Single die-cast aluminium body with low copper content.

4 mm thick extra-clear tempered glass (COB Led version)

3 COB Led

130W
150W

4 COB Led
180W

Polycarbonate screen for versions with optic code 30, 60, 90 and 12, suitable for the food industry.
(SMD TopLed version)

105W
130W
150W
180W

In the SMD Top LED version, the power varies from 105W to 180W. Both solutions are available with three temperature colours: 3000K, 4000K, 5000K and include On/Off, DALI or Twil® controls.

GROUND LIGHTING WITH OPTICS: MEDIUM FLOOD, WIDE FLOOD, EXTRA WIDE FLOOD

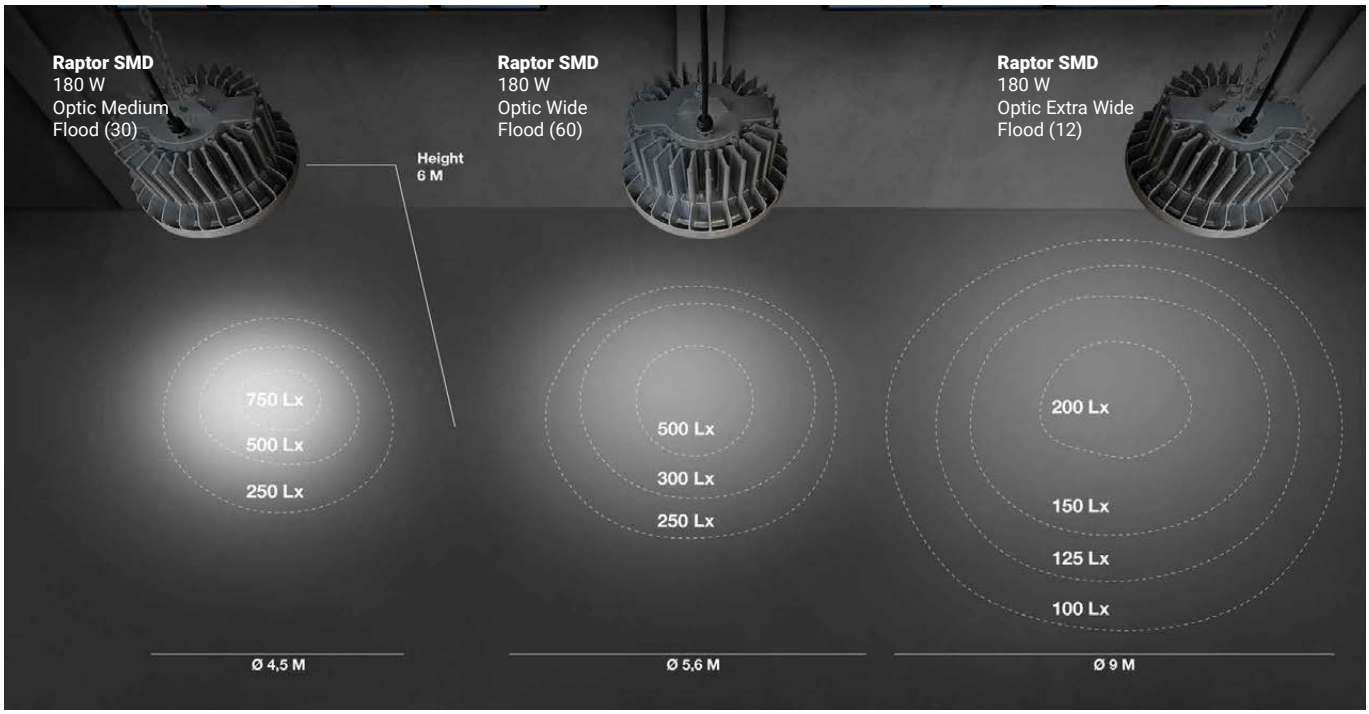



ROTOCART HQ
Treviso (Italy)
Photography: Quasar



OPTIC ELLIPTIC (88)

Versions with optic 88 have a double attachment fastening system. This means that the light fixtures can be suspended by chains while maintaining the direction of the light beam. The clear glass diffuser is tempered with a ridged pattern.



Raptor | arrayLED | 198-264 V AC



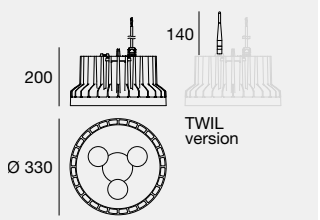

IK09 IP65 UGR DALI

	Cct	lm S - lm D	Opt
119 W DC - 130 W AC			
AL **77090**	**W**	16404 - 13127	**30** (35° UGR<19)
DALI	**N**	16832 - 13820	**60** (66° UGR<22)
AL **77091**	**C**	17031 - 14097	**90** (94°)
Twil			**12** (107°)
AL **77092**			**88** (34°x60°)
138 W DC - 150 W AC			
AL **77093**	**W**	20916 - 15969	**30** (35° UGR<19)
DALI	**N**	21687 - 16812	**60** (66° UGR<22)
AL **77094**	**C**	21933 - 17149	**90** (94°)
Twil			**12** (107°)
AL **77095**			**88** (34°x60°)

Raptor | arrayLED | 198-264 V AC



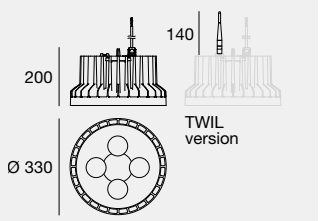

IK09 IP65 UGR DALI

	Cct	lm S - lm D	Opt
165 W DC - 180 W AC			
AL **77096**	**W**	25744 - 19605	**30** (35° UGR<19)
DALI	**N**	26693 - 20641	**60** (66° UGR<22)
AL **77097**	**C**	26997 - 21054	**90** (94°)
Twil			**12** (107°)
AL **77098**			**88** (34°x60°)

Raptor | topLED | 198-264 V AC



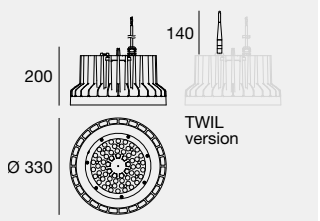

IK10 IP65 DALI

	Cct	lm S - lm D	Opt
99 W DC - 105 W AC			
AL **77616**	**W**	17912 - 14384	**30** (30°)
DALI	**N**	18847 - 15141	**60** (50°)
AL **77617**	**C**	18847 - 15141	**90** (90°)
			12 (113°)
121 W DC - 130 W AC			
AL **77401**	**W**	20868 - 16389	**30** (30°)
DALI	**N**	21958 - 17254	**60** (52°)
AL **77402**	**C**	21958 - 17254	**90** (90°)
Twil			**12** (113°)
AL **77403**			
139 W DC - 150 W AC			
AL **77084**	**W**	23687 - 18360	**30** (30°)
DALI	**N**	24923 - 19329	**60** (52°)
AL **77085**	**C**	24923 - 19329	**90** (90°)
Twil			**12** (113°)
AL **77086**			
169 W DC - 180 W AC			
AL **77087**	**W**	27731 - 21318	**30** (30°)
DALI	**N**	29179 - 22443	**60** (52°)
AL **77088**	**C**	29179 - 22443	**90** (90°)
Twil			**12** (113°)
AL **77089**			



SMD **TopLED**

optic 30/60/90



SMD **TopLED**

optic 12

Finishes

AL Aluminium

Cct

W 3000 **C** 5000
N 4000

BIGLAMP



Body in die-cast aluminium, tempered glass,
EPD treated iron bracket, powder-coated in.

Biglamp_P | powerLED | 198-264 V AC | 280 W AC - 300 W AC



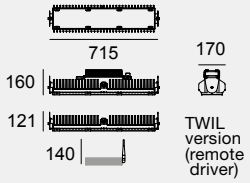

0,6 m

	Cct	lm S - lm D	Opt	
AL **82428**	**W**	42795 - 31198	**15**	(25°)
	N	46155 - 33654	**30**	(38°)
TWIL	**C**	46155 - 33654	**60**	(62°)
AL **70613**			**07**	(Asym. Ww)

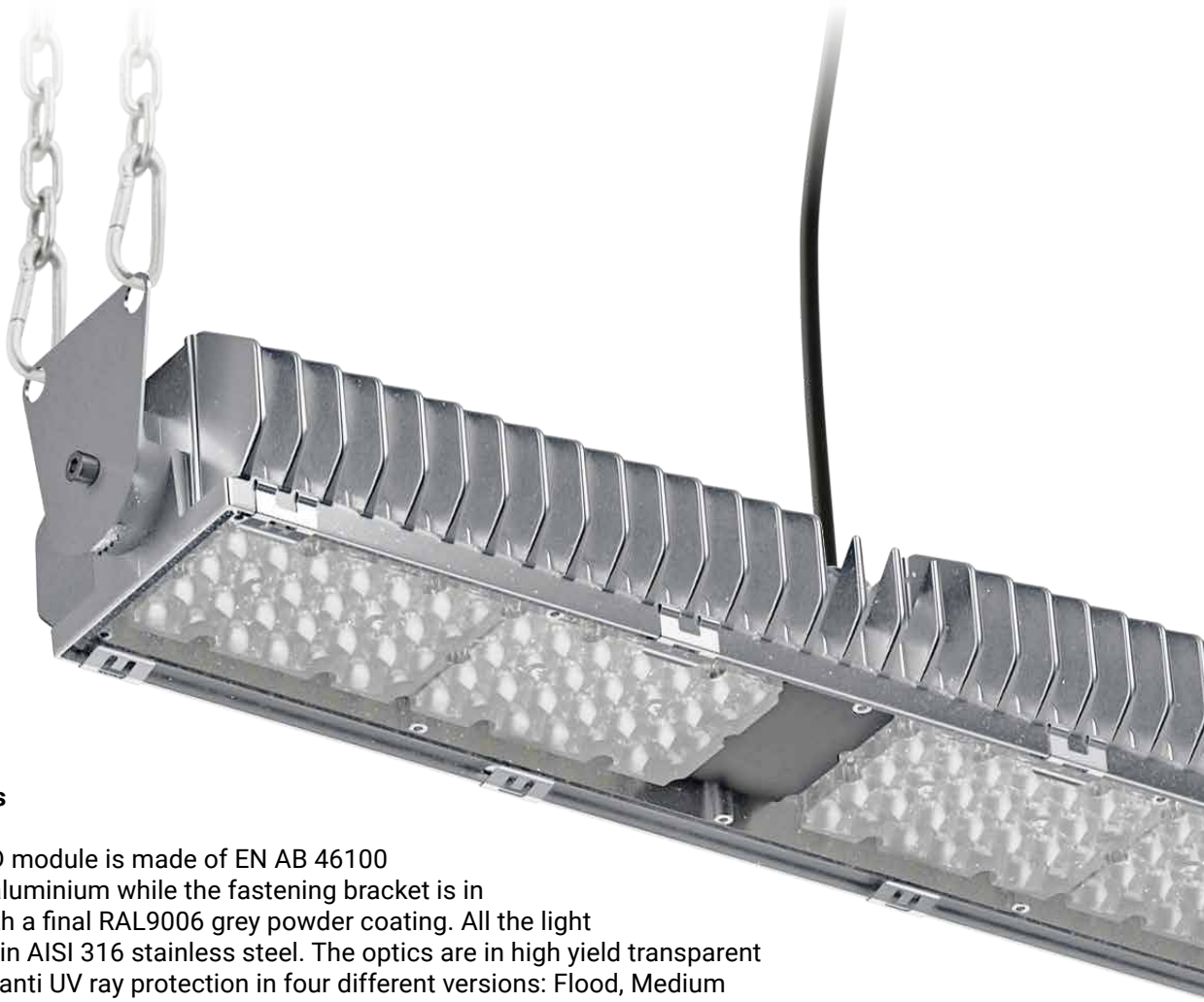

Construction details

The body of the LED module is made of EN AB 46100 die-cast untreated aluminium while the fastening bracket is in EPD treated iron with a final RAL9006 grey powder coating. All the light fixture's screws are in AISI 316 stainless steel. The optics are in high yield transparent polycarbonate with anti UV ray protection in four different versions: Flood, Medium Flood, Wide Flood and Asymmetric. The fixture's IP66 protection grade and the IK08 seal are ensured by an anti-UV silicone gasket and retaining springs in black galvanised stainless steel designed to compensate for the item's thermal expansion and to guarantee the integrity of the glass over time. The front protective glass is 4 mm thick.

Heat dissipation

Heat dissipation is optimised thanks to the radiator with fins designed to achieve maximum dissipation through natural convection in order to ensure a long life for the LED light source.

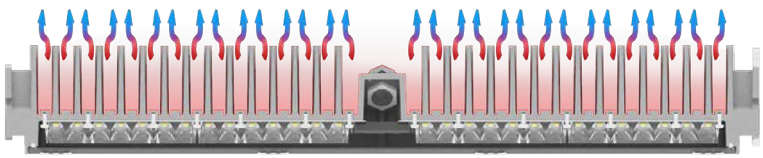

Finishes

AL Aluminium

Cct

W 3000 **C** 5700
N 4000



ELEC TRONICS

TWIL | pag 932
Bluetooth Silvair | pag 935
Casambi | pag 937

INDOOR

CC On/Off Driver | pag 938
CC Triac Driver | pag 940
CC 0/1-10V Driver | pag 940
CC DALI Driver | pag 941
CV-CC 0/1-10V & DALI Converter | pag 944
CV On/Off Driver | pag 944
CV On/Off Switching | pag 945
CV Triac Driver | pag 946
CV DALI Driver | pag 946
CV 0/1-10V, DALI & PUSH Dimmer | pag 947

OUTDOOR

CC On/Off Driver | pag 948
CC 0/1-10V Driver | pag 949
CC DALI Driver | pag 949
CV On/Off Driver | pag 950
CC-CV On/Off Converter | pag 952
CV 0/1-10V Driver | pag 952
CV DALI Driver | pag 952

MASTER & CONTROLLER

Master Triac | pag 953
Master DALI | pag 954
Dimmer CC radio frequency | pag 957
Dimmer CV radio frequency | pag 957
Dimmer CV SPI | pag 958
Dimmer CV & CV DALI DT8 | pag 959
Dimmer CV & CV DALI DT6 | pag 960
Signal Converter DMX/DALI | pag 961
Dimmer CC DMX | pag 961
Dimmer CV DMX | pag 962
Master DMX | pag 963
Master Pixel/SPI | pag 964

EMERGENCY

Emergency light kit | pag 968

Tanqueray | C.C. Driver TWIL



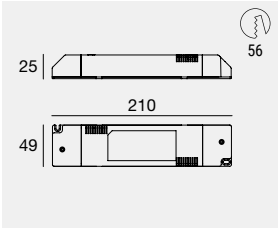

	Range	Output	Input	Eff.	PF	Surge
C-E100006	11W DC	300mA 9-37V	198-264V AC	80%	0.84	4 kV
C-E100035	12W DC	350mA 9-37V	198-264V AC	80%	0.84	4 kV
C-E100007	16W DC	450mA 9-37V	198-264V AC	84%	0.91	4 kV
C-E100036	18W DC	500mA 9-37V	198-264V AC	84%	0.91	4 kV
C-E100037	23W DC	630mA 9-37V	198-264V AC	86%	0.94	4kV
C-E100008	25W DC	700mA 9-37V	198-264V AC	86%	0.94	4kV
C-E100009	35W DC	950mA 9-37V	198-264V AC	88%	0.97	4kV

Driver with Twil technology characterised by a constant current output which makes it ideal for any independent application from 11W to 35W.

JRose | C.V. driver TWIL 2 outputs 24/48 V DC



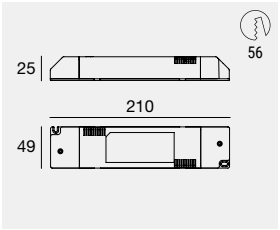

	Range	Output	Input	Surge
C-E500001	2ch. x (1-96W stripLED/ch.)	2xch 4A 24V	198-264V AC	1 kV
	2ch. x (1- 72W stripLED/ch.)	2xch 3A 48V		

Converter with Twil technology for strip LEDs, characterised by two 24/48 VDC outputs. It also features a simplified DALI interface to send commands via broadcast (DAPC broadcast).

Adamus | Controller TWIL-DALI | Stand-Alone



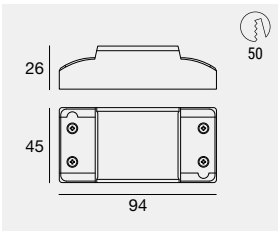

	Output	Input	Network standard	
C-E700007	DALI 100mA	220-240V AC	IEEE 802.11 a/b/g/n	MiWi IEEE 802.15.4

Controller for DALI driver via TWIL ecosystem. With this device, it is possible to include drivers with a DALI interface (up to 32 drivers) in the TWIL network, centralising the control and monitoring of the devices. It is possible to automate control by means of the TWIL sensors and time events. Compatible with D4i drivers for power and energy monitoring. Built-in DALI bus power supply.

Adamus-T | Controller TWIL-DALI | Track



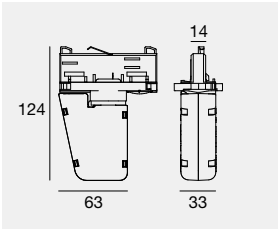

	Output	Input	Network standard	
C-E700008	DALI 100mA	220-240V AC	IEEE 802.11 a/b/g/n	MiWi IEEE 802.15.4

TWIL-DALI controller for devices with DALI protocol installed on a three-phase track. The controller can manage up to 32 devices and each gateway can manage up to 80 Adamus-T Controllers.

Giniu | PIR+LUX Sensor



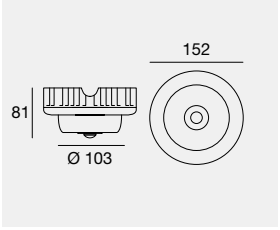

	Type	Network standard		Input
83236	GG	IEEE 802.11 a/b/g/n	MiWi IEEE 802.15.4	220-240V AC

Geniu is a multi-purpose wireless sensor equipped with light and motion detection devices. The two sensors can be individually deactivated and adjusted, allowing for three different detection modes. (LUX-sensor, MOTION-sensor, and BI-sensor).

Accessories: (pag 934)

Giniu-PRO | PIR+LUX Sensor MICROWAVE



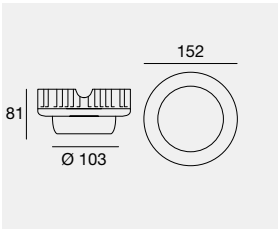

	Type	Network standard		Input
C-E900005	GG	IEEE 802.11 a/b/g/n	MiWi IEEE 802.15.4	220-240V AC

Wireless multifunctional sensor equipped with a motion and brightness detection device. The two sensors can be individually deactivated and adjusted, allowing for three different detection modes. (LUX-sensor, MOTION-sensor, and BI-sensor). This sensor works horizontally with a detection range of up to 10 m and it is designed for harsh indoor environments (shock resistance, presence of dust, etc.). It can also be placed behind non-metallic covers (e.g. glass and plastic).

Accessories: (pag 934)

Giniu-PRO-D | Distance FMCW sensor



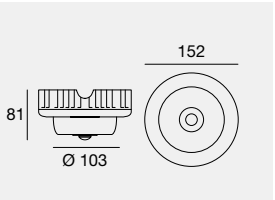

IP40 NEW

	Type	Network standard		Input
C-E900006	GG	IEEE 802.11 a/b/g/n	MiWi IEEE 802.15.4	220-240V AC

The sensor is equipped with a powerful and reliable microwave distance sensor based on the FMCV (Frequency Modulated Continuous Wave) system, which can detect the distance (on the vertical and horizontal axis) of one or more items of various sizes up to a maximum of 20 metres. By monitoring the variations in the detected measurements, it is possible to determine the movement of obstacles in the work area or accurately measure levels of solids, liquids and granular materials. Not only can it be interfaced with Twil devices, but it is also possible to connect it to generic loads via a normally closed or normally open contact. The contact can also be connected to a DALI interface.

Accessories: (pag 934)

Twil Gateway



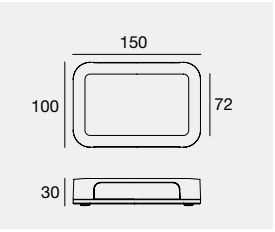

III IP40

	Type	Network standard	
83237	BB	IEEE 802.11 a/b/g/n	MiWi IEEE 802.15.4

Connection to mobile devices is done via the Twil Gateway, which converts Wireless signals into MiWi signals. In this way, Twil technology can be used on all IT networks. If the existing IT network cannot be used, the Gateway Hotspot function can be used to generate an autonomous and independent Wireless network. WARNING: a Twil Gateway can control up to 80 devices with Twil technology. As general indications we can provide the following maximum distances between Twil Gateway and Twil device: Maximum radius of 50m around the Twil Gateway

Push Twil



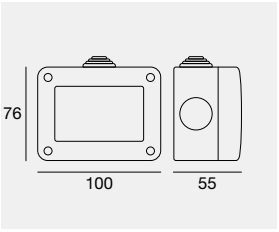

IP40 NEW

	Type	Network standard		Input
C-E700006	GG	IEEE 802.11 a/b/g/n	MiWi IEEE 802.15.4	220-240V AC

Industrial push-button panel thanks to which Twil lamps and sensors can be physically controlled; it consists of 4 push-buttons that can call up to 8 different lighting scenarios that can be programmed via APP. The Switch is ideal for managing lighting quickly, especially in small installations. The device works connected to the Wi-Fi router and transmits commands to the gateways, which communicate with the associated Twil devices.

Push Converter



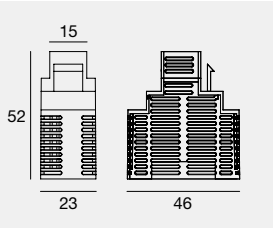

IP40 NEW

	Type	Network standard		Input
C-E700009	GG	IEEE 802.11 a/b/g/n	MiWi IEEE 802.15.4	220-240V AC

It is a signal converter for commercial push-buttons that is installed inside the 503 box. Thanks to the smart converter, it is possible to manage scenarios, which can be programmed via APP, without having to change the aesthetics of the existing buttons.

TP-Link EX530v | Wireless router



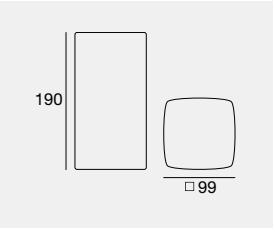

III IP40 NEW

	Type	Network standard	Radio-frequency	Port
C-E700029	WH	IEEE 802.11 a/b/g/n/ac	2.4 & 5GHz	USB 3.0, gigabit Ethernet

Simultaneous dual band (2.4 + 5 GHz), able to offer a stronger connection with a wider frequency range.

TP-Link | Extender



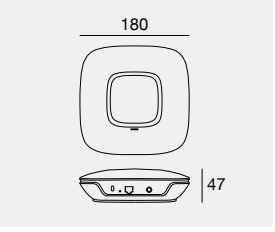

III IP40

	Type	Network standard	Radio-frequency	Supply
99472	WH	IEEE 802.11 a/b/g/n/ac	2.4 & 5GHz	PoE (power over Ethernet) 802.af or driver

The latest-generation Access Points (802.11ac standard) ensure superior wireless performance and high coverage on 2.4GHz and 5GHz networks. TP-link extender can be used to extend the range of the Wireless signal generated by the TP-Link EX530v router, for installations in areas with very large spaces, where adequate coverage of the Wireless signal is required.

SERVICES

Linea Light Group makes an assistance service available for the realisation of complex projects where Twil light connection technology will be used. A specialised team follows the development of the installation step by step right from the initial phases, guaranteeing the operation of the luminaires by means of function tests and the pre-addressing of the luminaires.



Twil sensors accessories



98659 2 x Couple of side fixing bracket

suitable for: Twil sensor



98658 Fixing hidden bracket

suitable for: Twil sensor



98657 Fixing bracket

suitable for: Twil sensor



98656 Fixing adjustable bracket

suitable for: Twil sensor

Bluetooth Silvair

Hendriks | Driver Bluetooth mesh



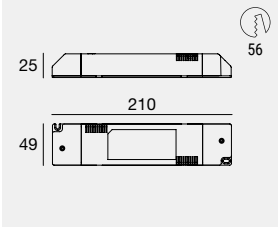

C.C. IP40 NEW

	Range	Output	Input	Eff.	PF	Surge
83104	11W DC	300mA 9-37V	198-264V AC	80%	0.84	4 kV
C-E100041	12W DC	350mA 9-37V	198-264V AC	80%	0.84	4 kV
83105	16W DC	450mA 9-37V	198-264V AC	84%	0.91	4 kV
C-E100042	18W DC	500mA 9-37V	198-264V AC	84%	0.91	4kV
C-E100043	23W DC	630mA 9-37V	198-264V AC	86%	0.94	4 kV
83106	25W DC	700mA 9-37V	198-264V AC	86%	0.94	4 kV
83107	35W DC	950mA 9-37V	198-264V AC	88%	0.97	4 kV

Qualified Bluetooth mesh driver featuring a constant current output which makes it ideal for any independent application from 12W to 35W.

Cherokee | Controller Bluetooth mesh 2 outputs 24/48 V DC



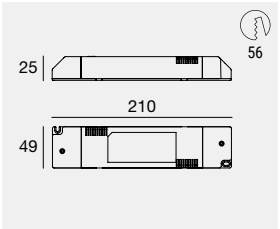

C.V. IP40

	Range	Output	Input	Surge
83189	2ch. x (1- 96W stripLED/ch.)	2xch 4A 24V	198-264 V AC	2kV
	2ch. x (1- 72W stripLED/ch.)	2xch 3A 48V	198-264 V AC	

Bluetooth mesh qualified controller featuring two 24/48VDC outputs. Suitable for controlling drivers with 0/1-10V interface. Power metre feature on the primary, measuring power consumption and energy consumed during the entire life cycle of the article. The range of the signal reaches 30 metres as the crow flies and 10 metres in an enclosed environment.

Easyfit | Switch Bluetooth



83017

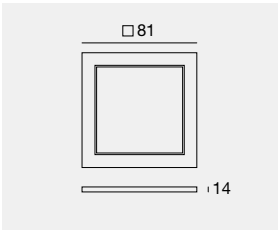



83226

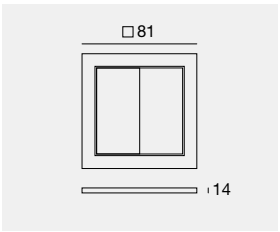

IP20

	Type	Frequency	Range
83017	WH	Radio Frequency 2.4 GHz	2 button
83226	WH	Radio Frequency 2.4 GHz	4 button

Switch that transmits its status based on Bluetooth low energy technology. No power supply required. The signal range is 10 m in an enclosed environment.

Mura | Sensor Bluetooth mesh



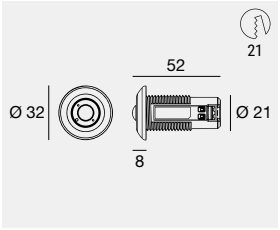

C.V. IP20

	Type	Frequency	Control
83016	WH	Radio Frequency 2.4 GHz	DALI
83225	WH	Radio Frequency 2.4 GHz	1-10V

Bluetooth mesh qualified sensor suitable for controlling DALI or 1/10V drivers with additional DALI or 1/10V bus power supply. The sensor is a LUX/PIR type. Maximum installation height 3 metres. The signal range is 10 m in an enclosed environment.



99309
DALI Power Supply
for **83016**



99658
1-10V Power Supply
for **83225**

Mean BT | DALI driver 24V



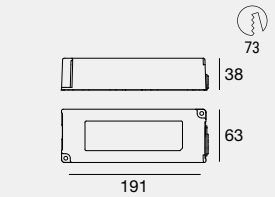

	Range	Output	Input	Eff.	PF	Surge
83228	1-120 W DC stripLED	5A 24V	190-250V AC	90%	0.9	2 kV

Driver with qualified Bluetooth mesh. Self-restoring protection against overtemperature, overloads, open circuits and short circuits along the output line. The signal range is 10 m in an enclosed environment.

G500 BT | Gateway Bluetooth mesh



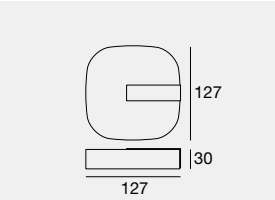

	Signal output	Signal input	Connector	Power input
83227	Bluetooth 5	Ethernet	CLAMP RJ45	12 V DC

Bluetooth 5 mesh Gateway, TCP/IP, IPv4. Possibility to configure via web page.

Casambi

LC27MINI | Casambi LED driver



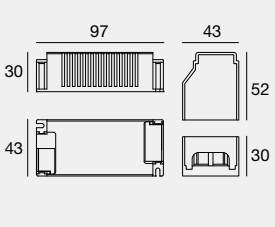

	Range	Output	Input	Eff.	PF	Surge
C-E100019	1.8-10.5W DC	200mA 9-52V	176-264VAC	85%	0.96	2 kV
	2.7-15.5W DC	300mA 9-52V				
	3-18W DC powerLEDs	350mA 9-52V				
	3.6-20W DC arrayLED	400mA 9-52V				
	4.5-26W DC arrayLED	500mA 9-52V				
	5.4-26W DC arrayLED	600mA 9-43V				
	6-26W DC arrayLED	700mA 9-37V				

Multiple power supply equipped with dip-switches for the output current section from 150 to 700 mA. Casambi LED driver. Dimming from 1-100 %. Flicker-free.

Dalc Mini | Casambi CC 4ch



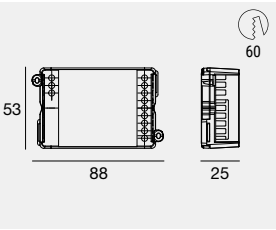

	Range	Output	Input
C-E500020	4ch. x (2.1-8,4W DC/ch.)	350mA 6-24V	12-24V DC
C-E500021	4ch. x (3-12 W DC/ch)	500mA 6-24V	12-24V DC

	24V DC switching
99371	Peta 50 W
84700	Peta 75 W
99374	Reson 75 W
99331	Reson 150 W

4-channel dimmer with CASAMBI module allows for the control of all types of LEDs: white, dynamic white, RGB and RGBW.

Dalc Mini | Casambi CV 4ch



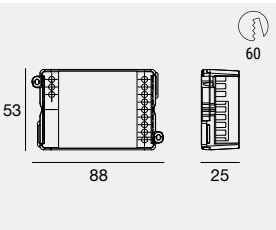

	Range	Output	Input
C-E500022	4ch. x (60W DC/ch.)	2.5A 24V	12-24V DC

	24V DC switching
99371	Peta 50 W
84700	Peta 75 W
99374	Reson 75 W
99331	Reson 150 W

4-channel dimmer with CASAMBI module allows for the control of all types of LEDs: white, dynamic white, RGB and RGBW.

BasicDIM | Wireless passive module MTR



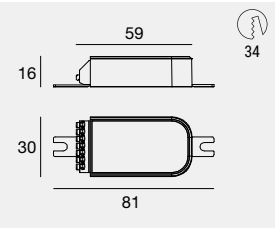

	Type	Signal Output	Input	Connector
C-E700012	WH	DALI	15-16V DC	CLAMP

The MTR passive wireless module is a BT DALI converter compatible with Casambi and Matter, with 4 freely configurable button inputs. The module is powered via the DALI bus, so no additional mains power supply is required.

Dalc | Converter Casambi DMX



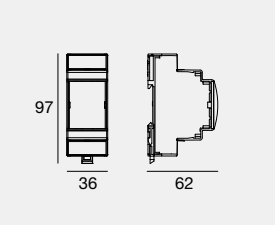

	Type	Signal Output	Input	Connector
C-E700021	WH	DMX	12-48V DC	CLAMP

Signal converter from Casambi to DMX. Configurable via Casambi APP.



83009
Power supply

INDOOR | CC On/Off Driver

Bit | On/Off Driver



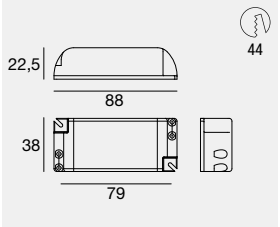

C.C. IP40

	Range	Output	Input	Eff.	PF	Surge
99243	6.5W DC arrayLED	700mA 10V	100-240V AC	80%	0.6	0.5 kV
99370	10W DC arrayLED	300mA 36V	100-240V AC	80%	0.6	0.5 kV

Protection self-resetting against overheating, overloading, open circuits and short-circuits along the output line.

Slim | On/Off Driver



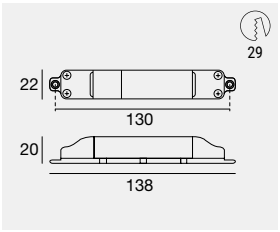

C.C. IP40

	Range	Output	Input	Eff.	PF	Surge
99307	0.7-1.5W DC powerLEDs	220mA 3-7V	198-264V AC	80%	0.6	4 kV
83007	2-5W DC powerLEDs	220mA 9-18V	198-264V AC	80%	0.9	2 kV
89144	1-2W DC powerLEDs 1-2.5W DC topLED	350mA 3-7V	198-264V AC	80%	0.6	4 kV
89145	3-6W DC powerLEDs 3.5-7W DC topLED	350mA 9-18V	198-264V AC	80%	0.6	4 kV
99375	6-12W DC powerLEDs	350mA 17-40V	198-264V AC	80%	0.9	2 kV
99195	1.5-3W DC powerLEDs	500mA 3-7V	198-264V AC	80%	0.6	4 kV
89146	3-5W DC powerLEDs	500mA 6-10V	198-264V AC	80%	0.6	4 kV
99377	4.5-10W DC powerLEDs	500mA 9-18V	198-264V AC	80%	0.9	2 kV
89147	2-4W DC powerLEDs	630mA 3-7V	198-264V AC	80%	0.6	4 kV
99376	6-12W DC powerLEDs	630mA 9-18V	198-264V AC	80%	0.9	2 kV

Smartwave™: excellent efficiency, a long operating life, surge protection and high PF. Protection self-resetting against overheating, overloading, open circuits and short-circuits along the output line.

Simon | On/Off Driver



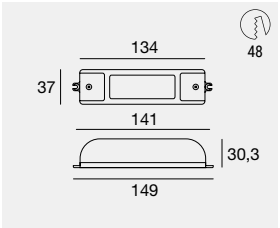



Easy Plug connector included for codes **99260, 99740**

C.C. IP40

	Range	Output	Input	Eff.	PF	Surge	
99198	8W DC arrayLED 3-7W DC powerLEDs 8W DC topLED	220mA 17-40V	198-264V AC	89%	0.9	4 kV	⩘
99126	13.5W DC topLED 6-12W DC powerLEDs	350mA 17-40V	198-264V AC	89%	0.9	4 kV	⩘
99128	4.5-9W DC powerLEDs	500mA 9-20V	198-264V AC	89%	0.9	4 kV	⩘
99129	6-12W DC powerLEDs	630mA 9-20V	198-264V AC	89%	0.9	4 kV	
99734	8W DC arrayLED 11W DC arrayLED 15W DC arrayLED	220mA 12-37V 300mA 12-37V 400mA 12-37V	198-264V AC	82%	0.96	2 kV	
99735	6W DC powerLEDs 6.5-7W DC arrayLED 10W DC powerLEDs	500mA 9-12V 700mA 9-12V 800mA 9-12V	198-264V AC	74%	0.96	2 kV	
99260	13W DC topLED	350mA 17-40V	190-250V AC	89%	0.9	4 kV	⩘
99740	8W DC arrayLED 11W DC arrayLED 15W DC arrayLED	220mA 12-37V 300mA 12-37V 400mA 12-37V	190-250V AC	82%	0.96	2 kV	

Smartwave™: excellent efficiency, a long operating life, surge protection and high PF. Protection against overheating, overloading, open circuits and short-circuits along the output line. For codes 99734, 99735 and 99740, the current is selected via the jumper.

Emy | On/Off Driver



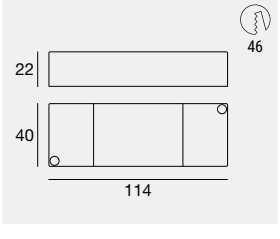

C.C. IP40

	Range	Output	Input	Eff.	PF	Surge
99970	40W DC	1050mA 40V	190-250V AC	87%	0.97	2 kV

Protection self-resetting against overheating, overloading, open circuits and short-circuits along the output line.

Leon | On/Off Driver



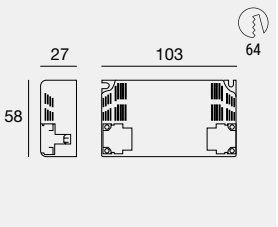

Easy Plug connector included for codes **99261, 99112, 99093, 99146.**

	Range	Output	Input	Eff.	PF	Surge
99106	9-18W DC powerLEDs 19W DC topLED	500mA 39V	198-264V AC	91%	0.95	4 kV
99105	12-24W DC powerLEDs	630mA 39V	198-264V AC	91%	0.95	4 kV
99147	25W DC arrayLED	700mA 37V	198-264V AC	91%	0.95	4 kV
99135	30W DC arrayLED 30W DC topLED	840mA 39V	198-264V AC	91%	0.95	4 kV
99239	35W DC arrayLED	950mA 37V	198-264V AC	89%	0.95	4 kV
99261	23W DC topLED	630mA 39V	198-264V AC	91%	0.95	4 kV
99112	25W DC arrayLED	700mA 37V	198-264V AC	91%	0.95	4 kV
99093	30W DC arrayLED 30W DC topLED	840mA 39V	198-264V AC	91%	0.95	4 kV
99146	35W DC arrayLED	950mA 37V	198-264V AC	89%	0.95	4 kV

Smartwave™: excellent efficiency, a long operating life, surge protection and high PF.
Protection against overheating, overloading, open circuits and short-circuits along the output line.

K44 | On/Off Driver



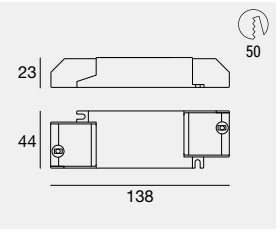

	Range	Output	Input	Eff.	PF	Surge
C-E100033	10/40W DC	300/1050mA 9-45V	190-250V AC	88%	0.95	2 kV

Multi-current driver from 300 to 1050 mA, in 50 mA steps. Self-resetting protection against overheating, overloading, open circuit and short-circuits along the output line.

Jeti | On/Off Driver



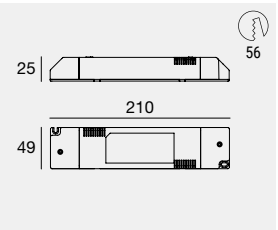

Easy Plug connector included for codes **83113, 83114.**

	Range	Output	Input	Eff.	PF	Surge
83111	40W DC arrayLED	1100mA 33-40V	198-264 V AC	90%	0.9	4 kV
83113	40W DC arrayLED	1100mA 33-40V	198-264 V AC	90%	0.9	4 kV
83112	50W DC arrayLED	1250mA 33-40V	198-264 V AC	90%	0.9	4 kV
83114	50W DC arrayLED	1250mA 33-40V	198-264 V AC	90%	0.9	4 kV

Smartwave™: excellent efficiency, a long operating life, surge protection and high PF.
Protection against overheating, overloading, open circuits and short-circuits along the output line.

Wade | On/Off Driver



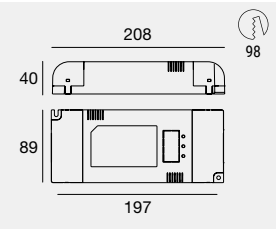

	Range	Output	Input	Eff.	PF	Surge
99717	70W DC topLED	1.75A 37V	198-264V AC	88%	0.97	5 kV
99718	90W DC topLED	2.25A 37V	198-264V AC	88%	0.97	5 kV

Protection against overheating, overloading, open circuits and short-circuits along the output line.

Smart 50 | On/Off Driver



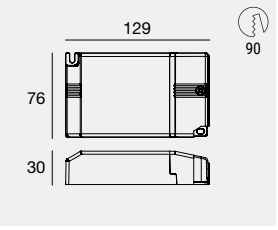

	Range	Output	Input	Eff.	PF	Surge
83122	38 W DC powerLEDs 46 W DC powerLEDs	600mA 60V 600mA 72V	198-264V AC	90%	0.95	2 kV

Protection against overheating, overloading, open circuits and short-circuits along the output line.

INDOOR | CC Triac Driver

Edge | Triac Multi Current



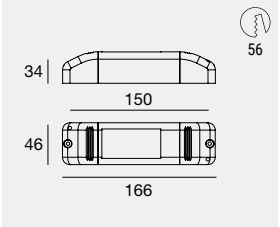

98436
Cable and connector

	Range	Output	Input	Eff.	PF	Surge
99141	1-12 W DC powerLEDs	350mA 39V	198-264V AC	85%	0.97	1 kV
	1.5-18 W DC powerLEDs	500mA 39V				
	2-24 W DC powerLEDs	550mA 39V				
	25 W DC arrayLED	700mA 37V				

Adjustment via Phase Cut or TRIAC Dimmer. Operation also at 24V DC, maximum 22W. Selection of output current intensity via dip-switch. Protection against over-temperature, short circuits, overloading and mains overvoltages.

WT | Triac Multi Current



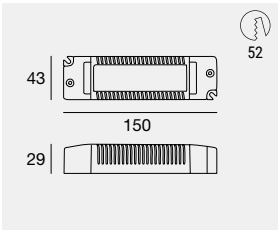

98436
Cable and connector

	Range	Output	Input	Eff.	PF	Surge
99360	8 W arrayLED	250mA 37V	200-240V AC	88%	0.9	1 kV
	13 W arrayLED	350mA 37V				
	25 W arrayLED	700mA 37V				

Adjustment via Phase Cut or TRIAC Dimmer. Selection of output current intensity via dip-switch. Protection self-resetting against overheating, overloading, open circuits and short-circuits along the output line.

INDOOR | CC 0/1-10V Driver

Maxi JOLLY HV | 0/1-10V PUSH Multi Current



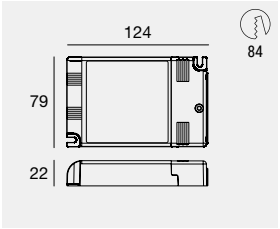

	Range	Output	Input	Eff.	PF	Surge
83143	68 W DC powerLEDs	550mA 108V	99-264V AC	92%	0.95	4 kV

Multipower driver supplied with dip-switch for the selection of the output current. Protections: against overheating and short circuits, against mains voltage spikes, against overloads. Light regulation 0/1 - 100 % by means of PUSH function, 0/1...10 V interface (I=1 mA) or 100 Kohm potentiometer. Possibility to use PUSH function to 4/5 drivers without sync cable. Maximum length of the cable, from push button to last driver, must be max. 15 m.

Slim_PRO | 0/1-10V Driver



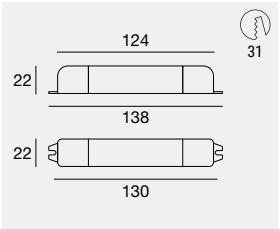

	Range	Output	Input	Eff.	PF	Surge
C-E100010	4 W DC	350mA 9-12V	190-250V AC	73%	0.45	2 kV
C-E100004	6 W DC	500mA 6-12V	190-250V AC	72%	0.5	2 kV

Settings via 0/1-10V interface or potentiometer. Self-resetting protection against overheating, overloading, open circuit and short-circuits along the output line.

Simon | 0/1-10V Multi Current



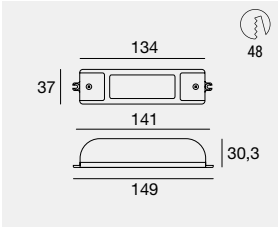

Easy Plug connector included
for codes **99739.**

	Range	Output	Input	Eff.	PF	Surge
99732 / 99739	8 W DC arrayLED	220mA 12-37V	198-264V AC	82%	0.96	2 kV
	11 W DC arrayLED	300mA 12-37V				
	15 W DC arrayLED	400mA 12-37V				
99733	6 W DC powerLEDs	500mA 9-12V	198-264V AC	82%	0.96	2 kV
	6,5 W - 8,5 W DC arrayLED	700mA 9-12V				
	10 W DC powerLEDs	800mA 9-12V				

Selection of output current intensity via jumper. Settings via 0/1-10V interface or potentiometer. Protection self-resetting against overheating, overloading, open circuits and short-circuits along the output line.

Boson | 0/1-10V N/O button Multi Current



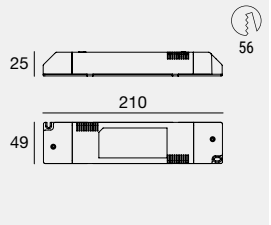

Easy Plug connector included
for codes **99262.**

	Range	Output	Input	Eff.	PF	Surge
99115	1-15 W DC powerLEDs	350mA 45V	198-264V AC	87%	0.6	4 kV
	15 W DC topLED	350mA 39V				
	1.5-18 W DC powerLEDs	500mA 39V				
	19 W DC topLED	500mA 39V				
	2-20 W DC powerLEDs	630mA 33V				
99262	13 W DC topLED	350mA 37V	198-264V AC	87%	0.6	4 kV
	18 W DC topLED	500mA 37V				
	20 W DC topLED	630mA 33V				

Selection of output current intensity via dedicated terminal. Settings via interface, or 0/1-10V potentiometer, or N/A button. Possibility of connecting up to 50 drivers (via the Sync bus). Protection self-resetting against overheating, overloading, open circuits and short-circuits along the output line.

WT | 0/1-10V Multi Current



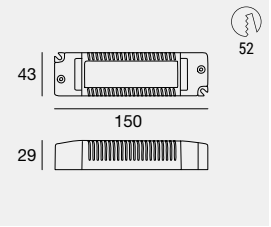

98436
Cable and connector

	Range	Output	Input	Eff.	PF	Surge
99361	8 W DC arrayLED	250mA 37V	200-240V AC	88%	0.9	1 kV
	13 W DC arrayLED	350mA 37V				
	25 W DC arrayLED	700mA 37V				

Settings via 0/1-10V interface or potentiometer. Selection of output current intensity via dip-switch. Protection self-resetting against overheating, overloading, open circuits and short-circuits along the output line.

INDOOR | CC DALI Driver

Slim_PRO | DALI2 Push and Simply Dim Multi Current



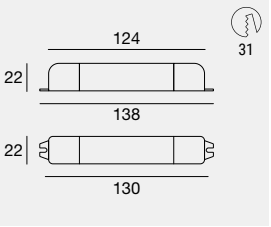

	Range	Output	Input	Eff.	PF	Surge
C-E100011	4 W DC	350mA 9-12V	190-250V AC	73%	0.45	2 kV
C-E100005	6 W DC	500mA 6-12V	190-250V AC	72%	0.5	2 kV

Settings via DALI interface or Simply Dim. Optimisation of the DALI transmission signal. Protection self-resetting against overheating, overloading, open circuits and short-circuits along the output line.

Slim_PRO HE | DALI2 Push and Simply Dim Multi Current



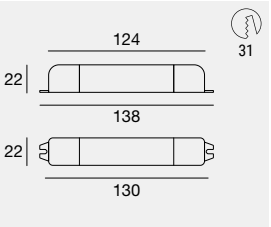

	Range	Output	Input	Eff.	PF	Surge
C-E100012	8.5-9.5 W DC	700mA 12-13V	190-250V AC	89%	0.5	2 kV
C-E100013	10-11 W DC	800mA 12-13V	190-250V AC	89%	0.5	2 kV

Settings via DALI interface or Simply Dim. Optimisation of the DALI transmission signal. Protection self-resetting against overheating, overloading, open circuits and short-circuits along the output line.

Simon_PRO | DALI2 Push and Simply Dim Multi Current



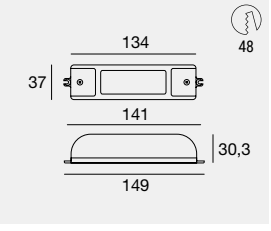

Easy Plug connector included
for codes **C-E100032.**

	Range	Output	Input	Eff.	PF	Surge
83322 /	2.4-7.4 W DC	200mA 12-36V	198-264V AC	76%	0.91	2 kV
C-E100032	3-9 W DC	250mA 12-36V	198-264V AC	78%	0.94	2 kV
	3.5-11W DC	300mA 12-36V	198-264V AC	80%	0.97	2 kV
	4-13 W DC	350mA 12-36V	198-264V AC	81%	0.97	2 kV
	5-15W DC	400mA 12-36V	198-264V AC	82%	0.98	2 kV
83323	4.5-6 W DC	500mA 9-12V	198-264V AC	72%	0.86	2 kV
	6-8.5 W DC	700mA 9-12V	198-264V AC	73%	0.94	2 kV
	7-9.5 W DC	800mA 9-12V	198-264V AC	74%	0.97	2 kV

Settings via DALI interface or Simply Dim. Optimisation of the DALI transmission signal. Selection of current intensity via dedicated terminal. Protection self-resetting against overheating, overloading, open circuits and short-circuits along the output line.

Argo_PRO | DALI2 Push and Simply Dim Multi Current



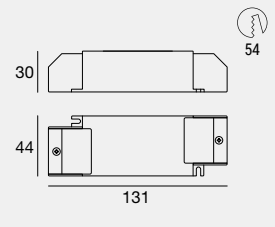



Easy Plug connector included for codes **C-E100030, C-E00031.**

	Range	Output	Input	Eff.	PF	Surge
C-E100001 / C-E100030	6-15 W DC	400mA 15-36V	198-264V AC	76%	0.93	2 kV
	6.5-16.5W DC	450mA 15-36V	198-264V AC	78%	0.93	2 kV
	7.5-18.5W DC	500mA 15-36V	198-264V AC	80%	0.93	2 kV
	8-20W DC	550mA 15-36V	198-264V AC	81%	0.93	2 kV
	9-22W DC	600mA 15-36V	198-264V AC	85%	0.93	2 kV
C-E100016 / C-E100031	10.5-26 W DC	700mA 15-36V	198-264V AC	85%	0.93	2 kV

Settings via DALI interface or Simply Dim. Optimisation of the DALI transmission signal. Selection of current intensity via dedicated terminal. Protection self-resetting against overheating, overloading, open circuits and short-circuits along the output line.

Argo | DALI Push and Simply Dim Multi Current



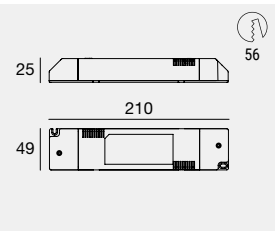



Easy Plug connector included for codes **99330.**

	Range	Output	Input	Eff.	PF	Surge
99345 / 99330	6-25W DC arrayLED	700mA 9-37V	198-264V AC	85%	0.95	4 kV
	7.5-30W DC arrayLED	840mA 9-37V				
	9-35W DC arrayLED	950mA 9-37V				

Settings via DALI interface or Simply Dim. Optimisation of the DALI transmission signal. Selection of current intensity via dedicated terminal. Protection self-resetting against overheating, overloading, open circuits and short-circuits along the output line.

Emy | DALI2 PUSH Driver



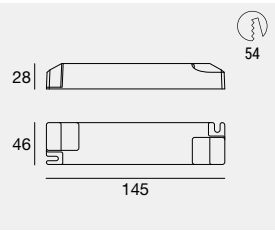

	Range	Output	Input	Eff.	PF	Surge
99971.02	40W DC	1050 mA 40V	190-240V AC	87%	0.97	2 kV

Settings via DALI2 or PUSH interface. Self-resetting protection against overheating, overloading, open circuit and short-circuits along the output line.

K44 | DALI2 PUSH Driver



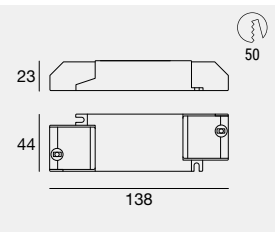

	Range	Output	Input	Eff.	PF	Surge
C-E100034	10/40W DC	300/1050mA 9-45V	190-250V AC	88%	0.95	2 kV

Settings via DALI2 or PUSH interface. Multi-current from 300 to 1050mA, in 50mA steps. Self-resetting protection against overheating, overloading, open circuit and short-circuits along the output line.

Dynamic Drive | DRIVER DALI 2 DT8 2CH



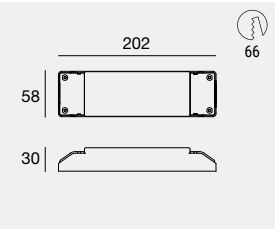

	Range	Output	Input	Eff.	PF	Surge
83159	14-35W DC arrayLED	700mA 37V	198-264V AC	88%	0.9	1 kV

Settings via the DALI interface. Driver for Dinamic White DT8. Dimming level from 0/1-100%.

DualDrive | DRIVER DALI 2 DT8 2CH



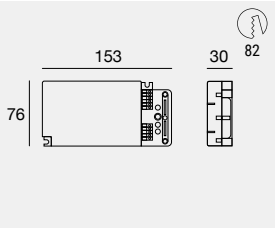

	Range	Output	Input	Eff.	PF	Surge
83058	10W DC arrayLED	350mA 39V	120-250V AC	87%	0.9	2 kV
83059	20W DC arrayLED	600mA 39V	120-250V AC	87%	0.9	2 kV
83060	30W DC arrayLED	840mA 39V	120-250V AC	87%	0.9	2 kV
83061	45W DC arrayLED	1250mA 39V	120-250V AC	87%	0.9	2 kV

Settings via the DALI interface. Driver for Dinamic White DT8. dimming level from 0/1-100%.

Planck | DALI Multi Current



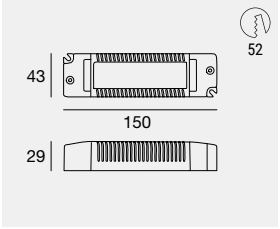

98436
Cable and connector

	Range	Output	Input	Eff.	PF	Surge
99373	1-12W DC arrayLED	350mA 34V	100-240V AC	84%	0.9	0,5 kV
	1.5-12W DC powerLED	500mA 24V				
	1.5-12W DC powerLED	600mA 20V				

Recommended for 6W, 8W or two 6W series items. Settings via the DALI interface. Optimisation of the DALI transmission signal. Selection of output current intensity via dip-switch. Protection self-resetting against overheating, overloading, open circuits and short-circuits along the output line.

WT | DALI Multi Current



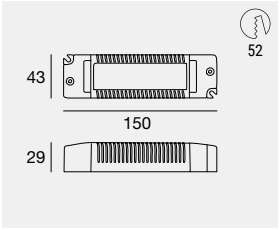

98436
Cable and connector

	Range	Output	Input	Eff.	PF	Surge
99362	8 W DC arrayLED	250mA 37V	220-240V AC	88%	>0.9	1 kV
	13 W DC arrayLED	350mA 37V				
	25 W DC arrayLED	700mA 37V				

Settings via the DALI interface. Optimisation of the DALI transmission signal. Selection of output current intensity via dip-switch. Protection self-resetting against overheating, overloading, open circuits and short-circuits along the output line.

Maxi JOLLY | DALI 2 Push 0/1-10V Multi Current



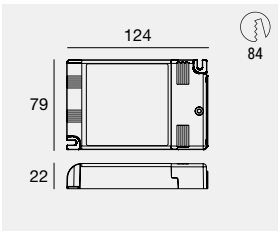

Easy Plug connector
included for codes **83066.**

	Range	Output	Input	Eff.	PF	Surge
83008 / 83066	4-18W DC powerLEDs	350mA 53V	99~264V AC	92%	0.96	4 kV
	6-26W DC powerLEDs	500mA 53V				
	8-31W DC powerLEDs	600mA 53V				
	15W DC arrayLED	400mA 37V				
	25W DC arrayLED	700mA 37V				
	30W DC arrayLED	850mA 37V				
	35W DC arrayLED	950mA 37V				
	45W DC arrayLED	1200mA 37V				

Multipower driver supplied with dip-switch for the selection of the output current. Protections: against overheating and short circuits, against mains voltage spikes, against overloads. RIPPLE FREE ≤ 3%. On request BIS certification. Light regulation 0/1 - 100 % by means of PUSH function, 0/1...10 V interface (I=1 mA) or 100 Kohm potentiometer and DALI. Possibility to use PUSH function to 4/5 drivers without sync cable. Maximum length of the cable, from push button to last driver, must be max. 15 m.

Maxi JOLLY HV | DALI2 0/1-10V PUSH Multi Current



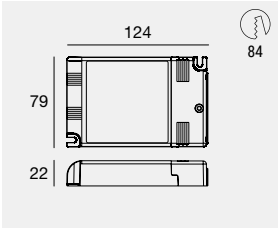

	Range	Output	Input	Eff.	PF	Surge
83120	38 W DC powerLEDs	600mA 60 V	99-264V AC	92%	0.95	4 kV
	46 W DC powerLEDs	600mA 72V				

Multipower driver supplied with dip-switch for the selection of the output current. Protections: against overheating and short circuits, against mains voltage spikes, against overloads.
RIPPLE FREE ≤ 3%. On request BIS certification. Light regulation 0/1 - 100% by means of PUSH function, 0/1...10 V interface (I=1 mA) or 100 Kohm potentiometer and DALI. Possibility to use PUSH function to 4/5 drivers without sync cable. Maximum length of the cable, from push button to last driver, must be max. 15 m.

Lco | DALI2 Multi Current



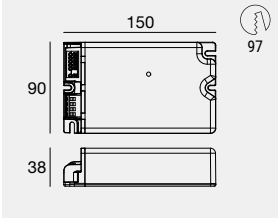

	Range	Output	Input	Eff.	PF	Surge
83121	68 W DC powerLEDs	550mA 108 V	99-264V AC	92%	0.98	6 kV

Protections: against overheating and short circuits, against mains voltage spikes, against overloads. Light regulation 0/1 - 100 % by means of DALI.

INDOOR | CV-CC 0/1-10V & DALI Converter

Slim | 0/1-10V Converter



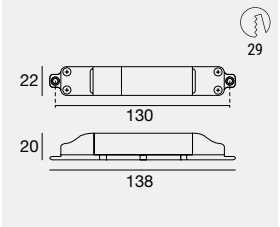

	Range	Output	Input	Eff.
99708	1.6 W powerLEDs	350mA 3-18V	24V DC	95%
99709	1.5-9 W powerLEDs	500mA 3-18V	24V DC	95%
99710	2-12 W powerLEDs	630mA 3-18V	24V DC	95%

Converter 0/1-10V. Settings via 0/1-10V interface or potentiometer. Protection self-resetting against overheating, overloading, open circuits and short-circuits along the output line.

Slim | DALI Converter



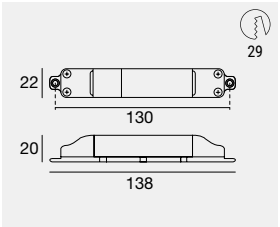

	Range	Output	Input	Eff.
99711	1.6 W powerLEDs	350mA 3-18V	24V DC	95%
99712	1.5-9 W powerLEDs	500mA 3-18V	24V DC	95%
99713	2-12 W powerLEDs	630mA 3-18V	24V DC	95%

DALI converter. Settings via the DALI interface. Protection self-resetting against overheating, overloading, open circuits and short-circuits along the output line.

Example:
Slim 0/1-10V Converter
or Slim DALI Converter

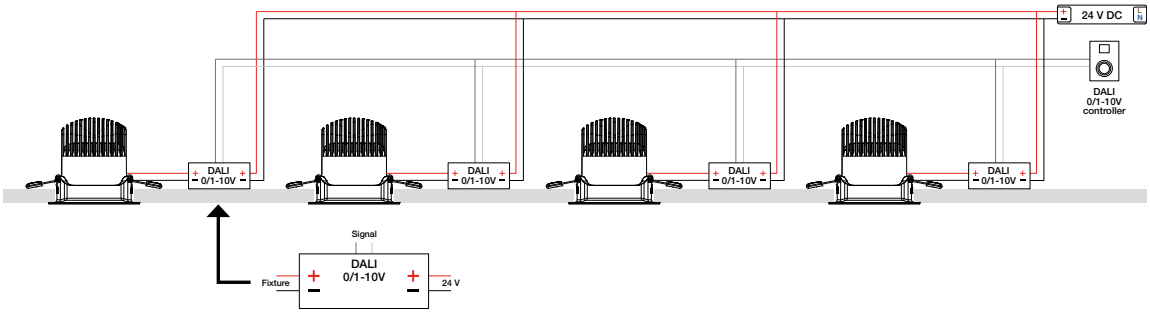

INDOOR | CV On/Off Driver

Slim | On/Off Driver



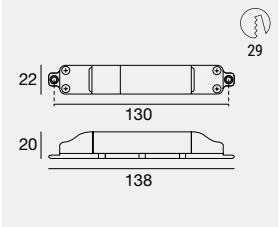

	Range	Output	Input	Eff.	PF	Surge
89408	1-5W DC stripLED 1-5W DC topLED	200mA 24V	198-264V AC	80%	0.6	4 kV

Suitable for powering LED strips, 5 mm LEDs and constant voltage LED top. Protection self-resetting against open circuits and short-circuits along the output line.

Fusion | On/Off Driver



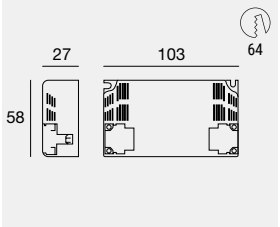

	Range	Output	Input	Eff.	PF	Surge
84829	1-24W DC stripLED 1-24W DC topLED	1A 24V	198-264V AC	88%	0.6	2 kV

Suitable for powering LED strips, 5 mm LEDs and constant voltage LED top. Protection self-resetting against open circuits and short-circuits along the output line.

Reson_75 | On/Off Driver



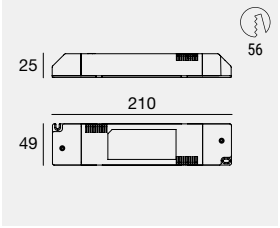

	Range	Output	Input	Eff.	PF	Surge
99374	1-75 W DC stripLED 1-75 W DC topLED	3.125A 24V	198-264V AC	91%	0.96	4 kV

Suitable for powering LED strips, 5 mm LEDs and constant voltage LED top. Protection self-resetting against open circuits and short-circuits along the output line. High efficiency, long operating life and high PF.

INDOOR | CV On/Off Switching

Peta | Switching Driver 50 W DC



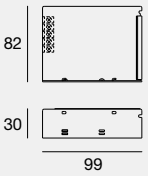

C.V.

	Type	Output	Input	Cooling	PF
99371	Peta	2.2A 24V	88-264V AC	Natural Convection	No PFC

Protection self-resetting against open circuits and short-circuits along the output line.

Peta / Exa | Switching Driver 75 W DC



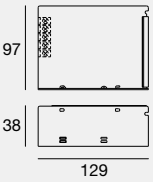

C.V.

	Type	Output	Input	Cooling	PF
84700	Peta	3.2A 24V	88-264V AC	Natural Convection	No PFC

Protection self-resetting against open circuits and short-circuits along the output line.

Peta | Switching Driver 100 W DC



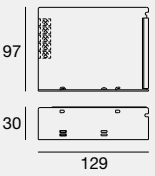

C.V.

	Type	Output	Input	Cooling	PF
99372	Peta	4.5A 24V	88-264V AC	Natural Convection	No PFC

Protection self-resetting against open circuits and short-circuits along the output line.

Peta / Exa | Switching Driver 150 W DC



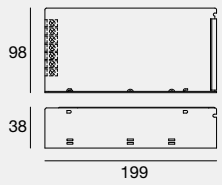

C.V.

	Type	Output	Input	Cooling	PF
84701	Peta	6.5A 24V	88-264V AC	Natural Convection	No PFC

Protection self-resetting against open circuits and short-circuits along the output line.

Peta / Exa | Switching Driver 200 W DC



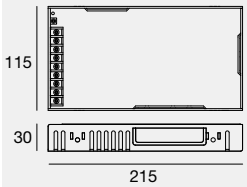

C.V.

	Type	Output	Input	Cooling	PF
99682	Peta	8.4A 24V	88-264V AC	Natural Convection	0.95

Protection self-resetting against open circuits and short-circuits along the output line.

Peta / Exa | Switching Driver 320 W DC



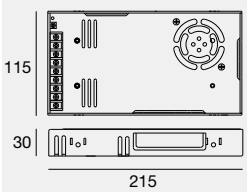

C.V.

	Type	Output	Input	Cooling	PF
99683	Peta	13.4A 24V	88-264V AC	Forced Convection	0.95
99725	Exa	6.7A 48V	88-264V AC	Forced Convection	0.95

Protection self-resetting against open circuits and short-circuits along the output line.

Peta | Switching Driver 500 W DC



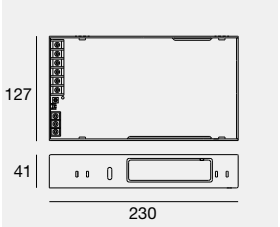

C.V.

	Type	Output	Input	Cooling	PF
84787	Peta	21A 24V	88-264V AC	Forced Convection	0.95

Protection self-resetting against open circuits and short-circuits along the output line.

Exa | Switching Driver 500 W DC



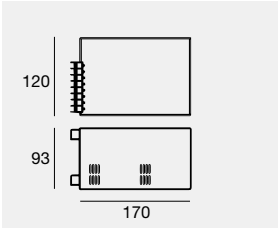

C.V.

	Type	Output	Input	Cooling	PF
84626	Exa	10A 48V	88-264V AC	Forced Convection	0.95

Protection self-resetting against open circuits and short-circuits along the output line.

INDOOR | CV Triac Driver

Triac | Driver TRIAC PUSH



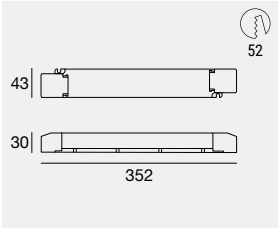

C.V. IP20 NEW

	Range	Output	Input	Eff.	PF	Surge
C-E300001	1-150W DC	6.25A 24V	220-240V AC	91%	0.99	2 kV

24V constant voltage LED driver, supports Leading edge (Triac), Trailing edge (ELV) or Push DIM from 1% to 100%. Flicker-Free.

INDOOR | CV DALI Driver

Trid | Driver DALI PUSH



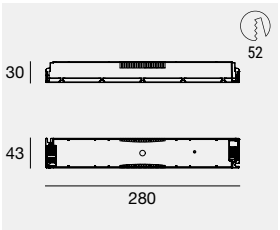

C.V. IP20

	Range	Output	Input	Eff.	PF	Surge
83062	150W DC	6.25A 24V	198-264V AC	94%	0.99	1 kV

Set-up via the DALI interface. 24V constant voltage LED driver dimmable from 1 to 100% via DALI or PUSH interface. Flicker-Free.

INDOOR | CV 0/1-10V, DALI & PUSH Dimmer

Bode | DALI 0/1-10V dimmer



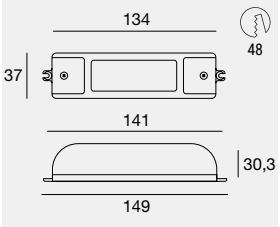

	Range	Output	Input	Eff.
99074	3ch. x (1-72 W DC stripLED/ch.) 3ch. x (1-72 W DC topLED/ch.)	3A 24V/ch.	24V DC	95%
99660	1-216 W DC stripLED 1-216 W DC topLED	9A 24V	24V DC	95%

Suitable for powering LED strips and 5 mm constant voltage LED tops. Adjustment via DALI, 0/1-10V interface or potentiometer.

Berda mini | DALI PUSH 0/1-10V dimmer



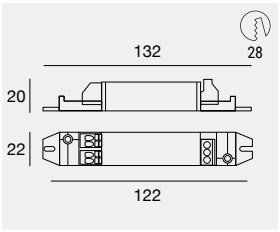

	Range	Output	Input
83041	1-72 W DC stripLED 1-144 W DC stripLED 1-288 W DC stripLED	6A 12V 6A 24V 6A 48V	12V DC 24V DC 48V DC

Suitable for powering 12/24/48V constant voltage products. Adjustment via DALI, PUSH 1-10V interface.

Berda Maxi | DALI PUSH 0/1-10V dimmer



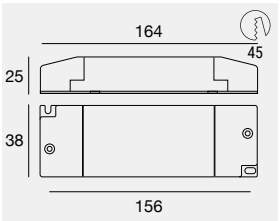

	Range	Output	Input
83042	1-144 W DC stripLED 1-288 W DC stripLED 1-576 W DC stripLED	12A 12V 12A 24V 12A 48V	12V DC 24V DC 48V DC

Suitable for powering 12/24V constant voltage products. Adjustment via DALI, PUSH 0/1-10V interface or potentiometer.

L400 | DALI PUSH 0/1-10V dimmer



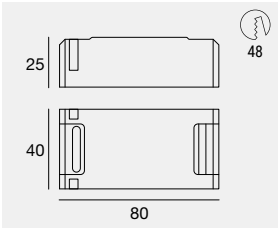

	Range	Output	Input
C-E500023	1-144 W DC stripLED 1-288 W DC stripLED 1-576 W DC stripLED	12A 12V 12A 24V 12A 48V	12V DC 24V DC 48V DC

Suitable for powering 12/24V constant voltage products. Adjustment via DALI, PUSH 0/1-10V interface or potentiometer.

OUTDOOR | CC On/Off Driver

Mini_Penny | On/Off Driver



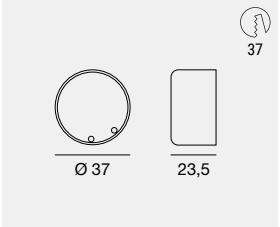

	Range	Output	Input	Eff.	PF	Surge
89148	1-2 W DC powerLEDs	350mA 6.6V	198-264V AC	80%	0.6	0.5 kV
89149	3-6 W DC powerLEDs	350mA 20V	198-264V AC	80%	0.6	0.5 kV
89150	3-4.5 W DC powerLEDs	500mA 10V	198-264V AC	80%	0.6	0.5 kV
89151	2-4 W DC powerLEDs	630mA 6.6V	198-264V AC	80%	0.6	0.5 kV

Protection self-resetting against overheating, overloading, open circuits and short-circuits along the output line.

Mini_Aqualed | On/Off Driver



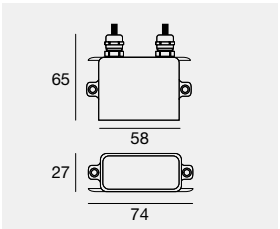

	Range	Output	Input	Eff.	PF	Surge
89419	1-2.5 W DC powerLEDs	350mA 6.6V	198~264V AC	80%	0.6	0.5 kV
89421	3.5-6.5 W DC powerLEDs	350mA 20V	198~264V AC	80%	0.6	0.5 kV
89422	1.5-3.5 W DC powerLEDs	500mA 6.6V	198~264V AC	80%	0.6	0.5 kV
89423	3-5 W DC powerLEDs	500mA 10V	198~264V AC	80%	0.6	0.5 kV
89420	2-4 W DC powerLEDs	630mA 6.6V	198~264V AC	80%	0.6	0.5 kV

Protection self-resetting against overheating, overloading, open circuits and short-circuits along the output line.

Penny_Q | On/Off Driver



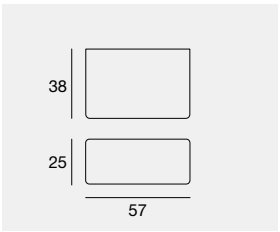

	Range	Output	Input	Eff.	PF	Surge
99716	7.5 W DC topLED	180mA 40V	198-264V AC	76%	0.6	4 kV

Smartwave™: excellent efficiency, a long operating life, surge protection and high PF.
Protection against overheating, overloading, open circuits and short-circuits along the output line.

Penny | On/Off Driver



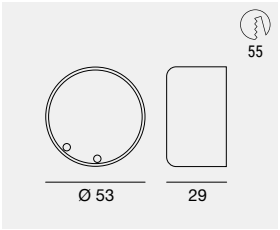

	Range	Output	Input	Eff.	PF	Surge
99177	6-12 W DC powerLEDs	350mA 39V	198-264V AC	84%	0.96	4 kV
99176	4.5-9 W DC powerLEDs	500mA 20V	198-264V AC	84%	0.96	4 kV
99175	6-12 W DC powerLEDs	630mA 20V	198-264V AC	84%	0.96	4 kV

Smartwave™: excellent efficiency, a long operating life, surge protection and high PF.
Protection against overheating, overloading, open circuits and short-circuits along the output line.

Aqualed | On/Off Driver



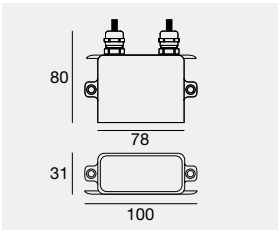

	Range	Output	Input	Eff.	PF	Surge
99342	3.8-8.4W DC powerLEDs	220mA 39V	198-264V AC	84%	0.6	4 kV
99183	13 W DC arrayLED 6-12 W DC powerLEDs	350mA 36V	198-264V AC	84%	0.95	4 kV
99181	4.5-9 W DC powerLEDs	500mA 20V	198-264V AC	80%	0.95	4 kV
99179	6-12 W DC powerLEDs	630mA 20V	198-264V AC	80%	0.95	4 kV

Protection self-resetting against overheating, overloading, open circuits and short-circuits along the output line.

Aqualed_SLIM | On/Off Driver



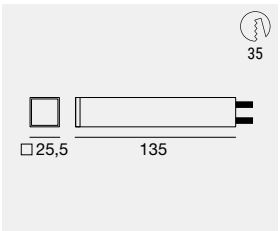

	Range	Output	Input	Eff.	PF	Surge
C-E200006	6-12.5 W DC powerLEDs	350mA 17-36V	198-264V AC	>80%	0.9	2 kV
C-E200007	4.5-10W DC powerLEDs	500mA 9-20V	198-264V AC	>80%	0.9	2 kV
C-E200008	6-12.5W DC powerLEDs	630mA 9-20V	198-264V AC	>80%	0.9	2 kV

Self-resetting protection against overheating, overloading, open circuit and short-circuits along the output line.

Maxi_Aqualed | On/Off Driver



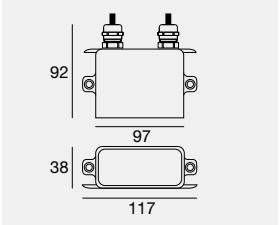

	Range	Output	Input	Eff.	PF	Surge
99185	20 W DC arrayLED 9-18 W DC powerLEDs	500mA 39V	198~264V AC	91%	0.95	4 kV
99340	20 W DC arrayLED	580mA 37V	198~264V AC	91%	0.95	4 kV
99186	20 W DC arrayLED 12-24 W DC powerLEDs	630mA 39V	198~264V AC	91%	0.95	4 kV
99269	30 W DC arrayLED	840mA 37V	198~264V AC	91%	0.95	4 kV

Smartwave™: excellent efficiency, a long operating life, surge protection and high PF.
Protection against overheating, overloading, open circuits and short-circuits along the output line.

OUTDOOR | CC 0/1-10V Driver

Mean | 0/1-10V Driver



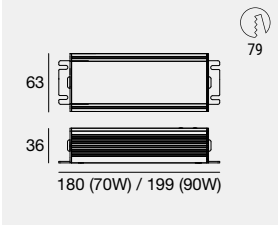



98436
Cable and connector

	Range	Output	Input	Eff.	PF	Surge
99726	70 W DC topLED	1.8A 37V	100-250V AC	93%	0.9	4 kV
99728	90 W DC topLED	2.28A 37V	100-250V AC	93%	0.9	4 kV

Settings via 0/1-10 V interface or potentiometer. Protection self-resetting against overheating, overloading, open circuits and short-circuits along the output line.

OUTDOOR | CC DALI Driver

Aqualed_PRO | DALI2 PUSH Driver



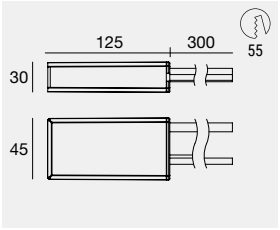

	Range	Output	Input	Eff.	PF	Surge
C-E200005	4-9W DC powerLEDs	250mA 15-36V	198-264V AC	>85%	0.93	2 kV
C-E200004	5-12.5 W DC powerLEDs	350mA 15-36V	198-264V AC	>85%	0.93	2 kV
C-E200003	7.5-18W DC powerLEDs	500mA 15-36V	198-264V AC	>85%	0.93	2 kV
C-E200002	9-21.5W DC powerLEDs	600mA 15-36V	198-264V AC	>85%	0.93	2 kV
C-E200001	10.5-25W DC powerLEDs	700mA 15-36V	198-264V AC	>85%	0.93	2 kV

Settings via DALI interface or Simply Dim. Optimisation of the DALI transmission signal. Protection self-resetting against overheating, overloading, open circuits and short-circuits along the output line.

Mean | DALI Driver



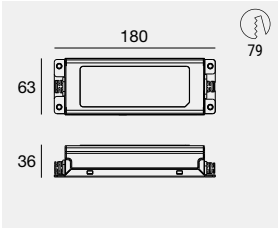

	Range	Output	Input	Eff.	PF	Surge
83194	54 W DC topLED	1.45A 36V	100-305V AC	89%	0.9	4 kV
83195	75 W DC topLED	2.1A 36V	100-305V AC	89%	0.9	4 kV

Settings via the DALI interface. Protection self-resetting against overheating, overloading, open circuits and short-circuits along the output line.

Mean | DALI Driver



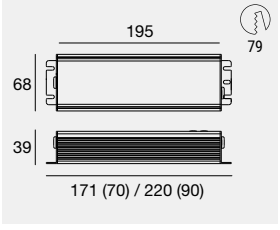

	Range	Output	Input	Eff.	PF	Surge
99727	70 W DC topLED	1.8A 37V	120-277V AC	93%	0.9	2 kV
99729	90 W DC topLED	2.28A 37V	120-277V AC	93%	0.9	2 kV

Settings via the DALI interface. Protection self-resetting against overheating, overloading, open circuits and short-circuits along the output line.

Mean | DALI Driver



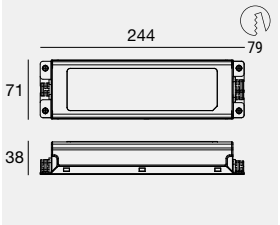

C.C. | DALI | IP67

	Range	Output	Input	Eff.	PF	Surge
83196	157W DC topLED	4.35A 42V	100-305V AC	92%	0.9	4 kV

Settings via the DALI interface. Protection self-resetting against overheating, overloading, open circuits and short-circuits along the output line.

OUTDOOR | CV On/Off Driver

Mean | On/Off Driver 12V



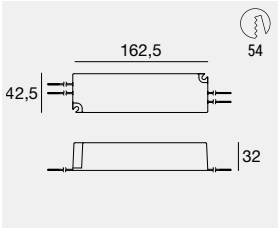

C.V. | IP67

	Range	Output	Input	Eff.	PF	Surge
83010	1-60W DC	5A 12V	90-264V AC	83%	-	3 kV

Suitable for Nautilus, MK68. Protection self-resetting against the open circuit and short-circuit along the output line.

Mean | On/Off Driver 12V



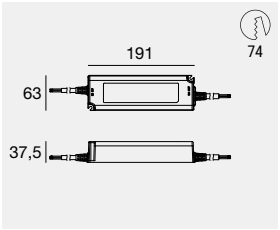

C.V. | IP67

	Range	Output	Input	Eff.	PF	Surge
83013	120W DC	10A 12V	180-305V AC	87%	-	3 kV

Suitable for Nautilus, MK68. Protection self-resetting against the open circuit and short-circuit along the output line.

Aqualed | On/Off Driver 24V



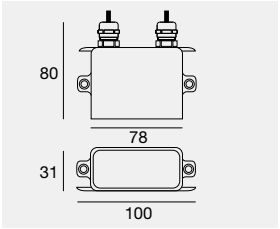

Made in Italy | 100 | C.V. | IP67

	Range	Output	Input	Eff.	PF	Surge
89488	1-14.4 W DC stripLED 1-14.4 W DC topLED	600mA 24V	190-250V AC	80%	0.6	0.5 kV

Suitable for powering LED strips, 5 mm LEDs and constant voltage LED top. Protection self-resetting against open circuits and short-circuits along the output line.

Lingotto | On/Off Driver 24V



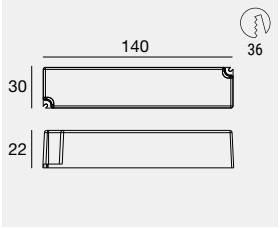

100 | C.V. | IP67

	Range	Output	Input	Eff.	PF	Surge
83009	1-18 W DC stripLED 1-18 W DC topLED	750mA 24V	190-250V AC	82%	0.6	3 kV

Suitable for powering LED strips, 5 mm LEDs and constant voltage LED top. Protection self-resetting against open circuits and short-circuits along the output line.

Maxi_Aqualed | On/Off Driver 24V



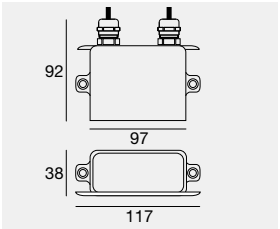

Made in Italy | 100 | C.V. | IP67

	Range	Output	Input	Eff.	PF	Surge
89179	1-24 W DC stripLED 1-24 W DC topLED	1A 24V	198-264V AC	88%	0.6	2 kV

Suitable for powering LED strips, 5 mm LEDs and constant voltage LED top. Protection self-resetting against open circuits and short-circuits along the output line.

Giant_Aqualed | On/Off Driver 24V



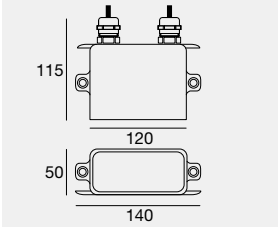

	Range	Output	Input	Eff.	PF	Surge
89359	1-48 W DC stripLED 1-48 W DC topLED	2A 24V	198-264V AC	89%	0.6	1 kV

Suitable for powering LED strips, 5 mm LEDs and constant voltage LED top. Protection self-resetting against open circuits and short-circuits along the output line.

Reson_150 | On/Off Driver 24V



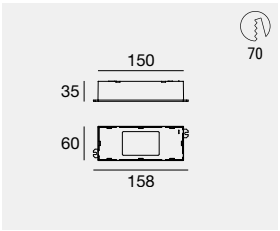

	Range	Output	Input	Eff.	PF	Surge
99331	1-150 W DC stripLED 1-150 W DC topLED	6.25A 24V	198-264V AC	95%	0.98	5 kV

Suitable for powering LED strips, 5 mm LEDs and constant voltage LED top. Protection self-resetting against open circuits and short-circuits along the output line. High efficiency, long operating life and high PF.

Mean | On/Off Driver 24 V



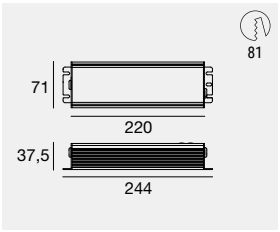

	Range	Output	Input	Eff.	PF	Surge
99786	1-240 W DC stripLED 1-240 W DC topLED	10A 24V	100-240V AC	92%	0.95	6 kV

Suitable for powering LED strips, 5 mm LEDs and constant voltage LED top. Protection self-resetting against the open circuit and the short-circuit along the output line.

Mean | On/Off Driver 48 V



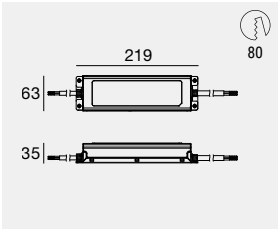

	Range	Output	Input	Eff.	PF	Surge
99784	1-150 W DC	3.13A 48V	180-295V AC	91%	0.95	6 kV

Suitable for powering LED strips, 5 mm LEDs and constant voltage LED top. Protection self-resetting against the open circuit and the short-circuit along the output line.

Mean | On/Off Driver 48 V



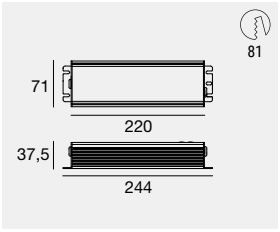

	Range	Output	Input	Eff.	PF	Surge
99785	1-240 W DC	5A 48V	100-240V AC	92%	0.95	2 kV

Suitable for powering LED strips, 5 mm LEDs and constant voltage LED top. Protection self-resetting against the open circuit and the short-circuit along the output line.

OUTDOOR | CC-CV On/Off Converter

Round | On/Off Converter



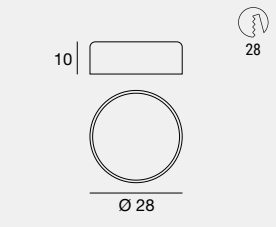

C.C. IP65

	Range	Output	Input	Eff.
89175	1-3 W DC powerLEDs	350mA 12V	12V DC	95%
	1-6 W DC powerLEDs	350mA 24V	24V DC	95%
89176	1.5-4.5 W DC powerLEDs	500mA 12V	12V DC	95%
	1.5-9 W DC powerLEDs	500mA 24V	24V DC	95%
89177	2-6 W DC powerLEDs	630mA 12V	12V DC	95%
	2-12 W DC powerLEDs	630mA 24V	24V DC	95%

Protection against overheating, overloading, open circuits and short-circuits along the output line.

OUTDOOR | CV 0/1-10V Driver

Reson_150 | 0/1-10V Driver 24 V



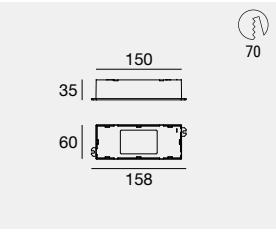

C.V. 1-10V IP65

	Range	Output	Input	Eff.	PF	Surge
99332	1-150 W DC stripLED 1-150 W DC topLED	6.25A 24V	198-264V AC	95%	0.98	5 kV

Suitable for powering LED strips, 5 mm LEDs and constant voltage LED top. Protection self-resetting against open circuits and short-circuits along the output line. High efficiency, long operating life and high PF. Adjustment via 0/1-10V interface or potentiometer.

OUTDOOR | CV DALI Driver

Mean | DALI Driver 12V



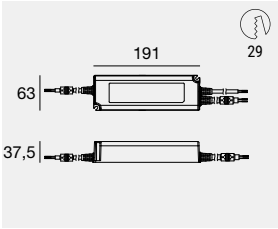

C.V. DALI IP67

	Range	Output	Input	Eff.	PF	Surge
83015	120W DC	10A 12V	90-305V AC	88%	0.9	2 kV

Settings via the DALI interface. Protection self-resetting against overheating, overloading, open circuits and short-circuits along the output line.

Mean | DALI Driver 12V



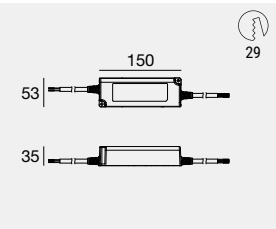

C.V. DALI IP67

	Range	Output	Input	Eff.	PF	Surge
83012	60W DC	5A 12V	90-305V AC	86%	0.9	2 kV

Settings via the DALI interface. Protection self-resetting against overheating, overloading, open circuits and short-circuits along the output line.

Mean | DALI Driver 24 V



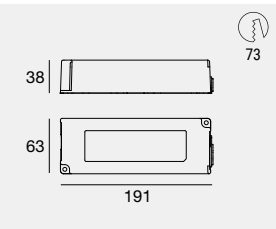

C.V. DALI IP67

	Range	Output	Input	Eff.	PF	Surge
99722	1-120 W DC stripLED	5A 24V	190-250V AC	90%	0.9	2 kV

Settings via the DALI interface. Protection self-resetting against overheating, overloading, open circuits and short-circuits along the output line.

Power | DALI2 PUSH driver 24V



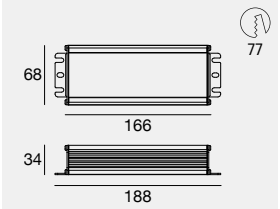

	Range	Output	Input	Eff.	PF	Surge
83333	1-150 W DC stripLED	6.3A 24V	90-305V AC	90%	0.9	6 kV

Settings via DALI2 or PUSH interface. Optimisation of the DALI transmission signal. Suitable for powering LED strips, 5 mm LEDs and constant voltage LED top. Protection self-resetting against overheating, overloading, open circuits and short-circuits along the output line.

Power | DALI2 PUSH driver 24V



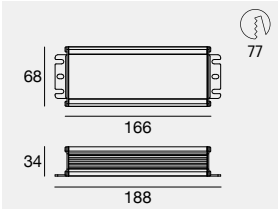

	Range	Output	Input	Eff.	PF	Surge
C-E400002	1-240 W DC stripLED	10A 24V	90-305V AC	90%	0.9	6 kV

Settings via DALI2 or PUSH interface. Optimisation of the DALI transmission signal. Suitable for powering LED strips, 5 mm LEDs and constant voltage LED top. Protection self-resetting against overheating, overloading, open circuits and short-circuits along the output line.

Power | DALI2 PUSH driver 48V



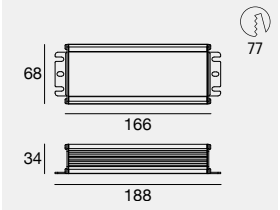

	Range	Output	Input	Eff.	PF	Surge
C-E400003	1-150 W DC stripLED	3.2A 48V	90-305V AC	90%	0.9	6 kV

Settings via DALI2 or PUSH interface. Optimisation of the DALI transmission signal. Suitable for powering strip LEDs and top LEDs at constant 48V voltage. Self-resetting protection against overheating, overloading, open circuit and short-circuits along the output line.

Master Triac

Eltako | TRIAC controller



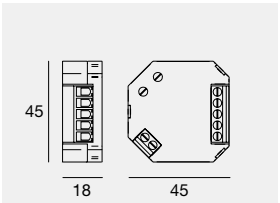

	Comand	Output	Input	Connector
KIT0027	Push DIM	350W	220-240V AC	CLAMP

Phase Cut Dimmer, via N/A button. Rotating selectors for the choice of dimming and ascent and descent time. AUTO configuration that enables the dimming of any type of 230V AC lamp.

Master DALI

Dali_PS1 | DALI power Supply



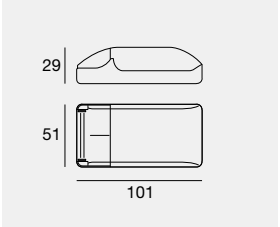

C.V. DALI IP20

	Type	Signal Output	Input	Connector
99309	TR	DALI 15-16V DC	220-240V AC	CLAMP

Power supply for 200 mA DALI BUS, for DALI devices, or control modules without own power supply.

Dali_PS2 | DALI power Supply



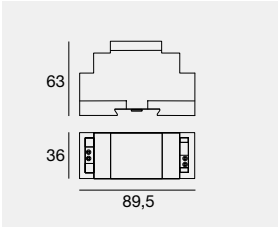

C.V. DALI IP20

	Type	Signal Output	Input	Connector
99310	WH	DALI 15-16V DC	220-240V AC	CLAMP

Power supply for 240 mA DALI BUS, for DALI devices, or control modules without own power supply. Power supply suitable for mounting on 35 mm Omega DIN rail.

Dali_PS3 | DALI power Supply



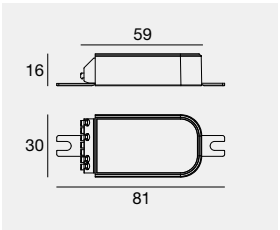

C.V. DALI2 IP20 NEW

	Type	Signal Output	Input	Connector
C-E300002	WH	DALI 15-16V DC	220-240V AC	CLAMP

Power supply for 70 mA DALI BUS, for DALI devices, or control modules without own power supply.

Dali_USB | DALI Controller



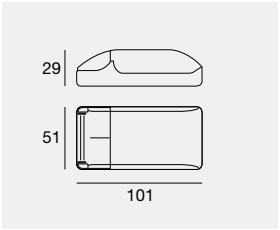

DALI IP20

	Type	Signal Output	Input	Connector
99308	TR	DALI	4.5-5V DC	CLAMP USB

PC/DALI interface. It allows the PC to interface with the DALI system and to address individual drivers, managing scenes and groups. The system must be integrated with the free “MasterCONFIGURATOR” software. Powered by DALI cable and USB interface.

Dali_XC | DALI Controller



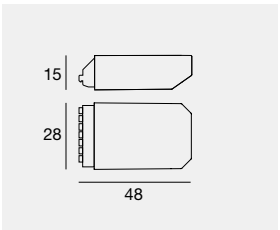

DALI IP20

	Type	Signal Output	Input	Connector
99311	WH	DALI	15-16V DC	CLAMP

4 independent inputs for N/O contacts/buttons. Operating mode adjustable via 2 rotary switches. Possibility of connecting multiple DALI MSensors in a group and on the DALI line. Power supply via DALI cable. Connection cables, with a length of 25 cm, depending on the colours of the terminal, included.

SceneCOM EVO | DALI2



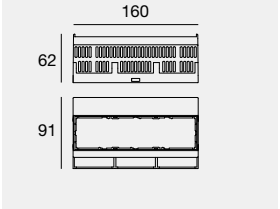

IP20

	Type	Signal Output	Input	Connector
83146	WH	3 DALI lines	220-240V AC	CLAMP

DALI2 control unit. Maximum number of DALI drivers that can be connected 192. 3 DALI outputs. Web interface for programming. Schedules and programmable calendar functions

XC G2 | DALI2



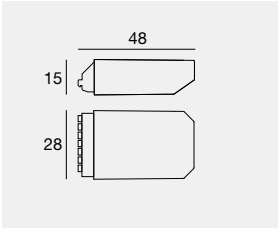

IP20

	Type	Signal Output	Input	Connector
83147	WH	DALI	15-16V DC	CLAMP

To be used with 83146. 4 independent inputs for contacts and N/O buttons. Possibility of connecting several XC G2s on the DALI line. Power supply via DALI cable. Connection cables with a length of 25cm according to the colors of the terminal.

LUNAtouch | Display 4” DALI2



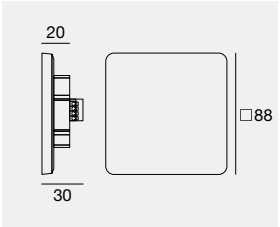

IP20 NEW

	Type	Signal Output	Input	Connector
C-E700019	WH	DALI	24V DC	CLAMP

Multifunctional 4” capacitive touch screen for DALI and DALI-2 systems. Addressing and configuration via user interface, customisable thanks to the many widgets. Tunable RGB and white colour management. Scenario recall and saving.



83009 Power supply

LUNAtouch | Display 7” DALI2



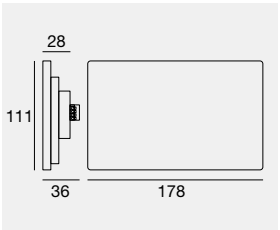

IP20 NEW

	Type	Signal Output	Input	Connector
C-E700020	WH	DALI	24V DC	CLAMP

Multifunctional 7” capacitive touch screen for DALI and DALI-2 systems. Addressing and configuration via user interface, customisable thanks to the many widgets. Tunable RGB and white colour management. Scenario recall and saving. Group configuration. Circadian daylight curves. Weekly programs and sequences.



83009 Power supply

LUNAtimer | DALI Real Time Clock



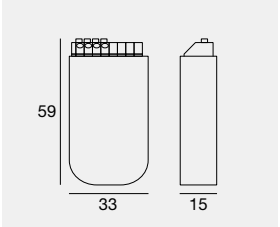

IP20 NEW

	Type	Signal Output	Input	Connector
C-E700024	WH	DALI	DALI	CLAMP

DALI real-time clock. The time can be set and queried via DALI. Scheduler function - up to 28 items. Easy programming configuration via DALI Cockpit software and the DALI USB interface. The DALI RTC module does not need to be connected to the mains. It is powered directly via the DALI signal line. Internal battery, by default the clock is set to the local time (GMT+1).

BasicDIM DGC | Digital Controller



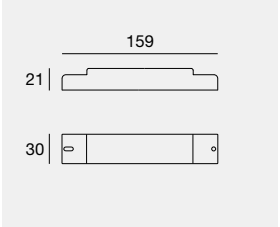

IP20

	Type	Signal Output	Input	Connector
83115	WH	DALI/DSI	220-240V AC	CLAMP

2 brodcast control outputs for 10 + 10 DALI \ DSI drivers. Possibility of programming via TLC FULL programmer 83118 or via free “MasterCONFIGURATOR” sosftware.

BasicDIM DGC | Sensor 5DPI 14rc



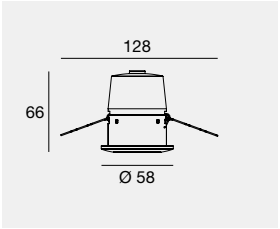

IP20

	Type	Signal Output	Input	Connector
83116	WH	DALI/DSI	15-16V DC	CLAMP

LUX \ PIR sensor, maximum 4 sensors connected to a 83115 digital controller. Possibility of programming via TLC FULL programmer 83118 or via free “MasterCONFIGURATOR” sosftware.

BasicDIM DGC | Full Programmer



IP20

	L x W x H
83118	130x56x15

Programming remote control for 83115 and 83116. Programming functions: brightness levels and delay time for switching on and off, possibility to deactivate LUX or \ and PIR sensor.

BasicDIM DGC | Easy Programmer



IP20

	L x W x H
83119	86.5x40.5x72

Remote control for 83115 and 83116 management. On, Off and Dimming functionality. Activation of automatic lighting control (LUX).

Dimmer CC radio frequecy

Smart_PRO CC | RF remote



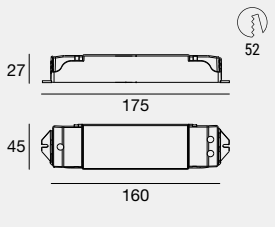

RF Remote



C-W600001
RF Remote

RF remote control functions:
- on/off
- dimming
- speed

	Range	Output	Input
C-E700003	4ch. x (4.6-9.2 W powerLED/ch.)	220mA 21-42V	48V DC
	4ch. x (6.5-12.5 W powerLED/ch.)	300mA 21-42V	
	4ch. x (7-14.5 W arrayLED/ch.)	350mA 21-42V	
	4ch. x (8.4-17 W powerLED/ch.)	400mA 21-42V	
	4ch. x (10.5-21 W powerLED/ch.)	500mA 21-42V	
	4ch. x (13-26 W powerLED/ch.)	630mA 21-42V	
	4ch. x (14.5-29.5 W arrayLED/ch.)	700mA 21-42V	
	4ch. x (17.5-35 W arrayLED/ch.)	840mA 21-42V	
	4ch. x (20-40W arrayLED/ch.)	950mA 21-42V	
	4ch. x (21-42W arrayLED/ch)	1000mA 21-42V	
	4ch. x (2.5-4 W powerLED/ch.)	220mA 12-18V	24V DC
	4ch. x (4-6 W powerLED/ch.)	350mA 12-18V	
	4ch. x (6-9 W powerLED/ch.)	500mA 12-18V	
	4ch. x (11-17 W powerLED/ch.)	630mA 12-18V	
	4ch. x (3 W powerLED/ch.)	350mA 6-9V	12V DC
	4ch. x (4.5 W powerLED/ch.)	500mA 6-9V	
	4ch. x (6 W powerLED/ch.)	700mA 6-9V	

	24V DC switching
99371	Peta 50 W
84700	Peta 75 W
99374	Reson 75 W

	48V DC switching
99784	Mean 150 W IP65
99785	Mean 240 W IP65

Dimming via radio frequency remote control, single N/A button or wi-fi network (Tuya smart APP). Device with 4 channels, the first dip switch dedicated for current selection and the second dip switch dedicated for configuration: MONO, DYNAMIC, RGB, RGBW. Protection against overheating, overloading, open circuits and short-circuits along the output line.

Dimmer CV radio frequecy

Smart_PRO CV | RF remote



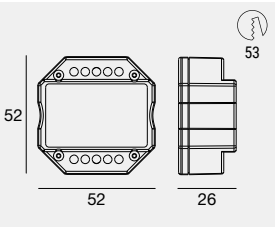

RF Remote



C-W600001
RF Remote

RF remote control functions:
- on/off
- dimming
- speed

	Range	Output	Input
C-E700002	MONO stripLED	3A x 4ch. 12-24-48V	12-24-48V DC
	DYNAMIC stripLED	3A x 4ch. 12-24-48V	12-24-48V DC
	RGB/RGBW stripLED	3A x 4ch. 12-24-48V	12-24-48V DC

	24V DC switching
99371	Peta 50 W
84700	Peta 75 W
99374	Reson 75 W

	48V DC switching
99331	Reson 150 W
99786	Mean 240 W

	48V DC switching
99784	Mean 150 W IP65
99785	Mean 240 W IP65

Dimming via radio frequency remote control, single N/A button or wi-fi network (Tuya smart APP). Device with 4 channels and dedicated dip switch for configuration: MONO, DYNAMIC, RGB, RGBW. Protection against overheating, overloading, open circuits and short-circuits along the output line.

Dimmer CV SPI

Smart SPI | Controller SPI



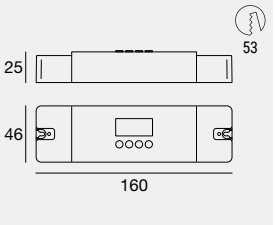

IP20 NEW

	Range	Output	Input
C-E700001	Rubber Pixel RGBW	4out SPI 512ch	12-24V DC

Four SPI outputs, up to a maximum of 128 pixels (16 metres) per output. Front panel with control buttons, can also be used with the RF remote control to select mode, programs and speed. With memory function that saves the last status when switched off. Programs: 7 static effect modes, 127 automatic cycle modes. Master and Slave function via shielded wire 84865.

RF Remote



RF remote control functions:
- on/off
- dimming
- speed

C-W600001

Smart SPI | Controller SPI + RF Remote



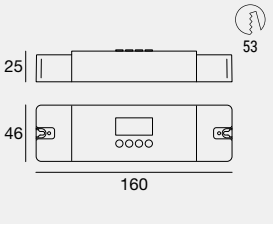

IP20 NEW

	Range	Output	Input
C-E700004	Rubber Pixel RGBW	4 out SPI 512ch	12-24V DC

Four SPI outputs, up to a maximum of 128 pixels (16 metres) per output. Front panel with control buttons, can also be used with the RF remote control to select mode, programs and speed. With memory function that saves the last status when switched off. Programs: 7 static effect modes, 127 automatic cycle modes. Master and Slave function via shielded wire 84865.

DiGidot C4 | Controller Art-Net to SPI



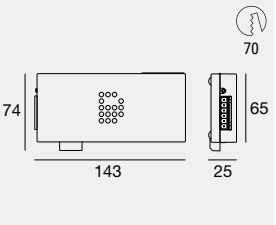

IP20 NEW

	Range	Output	Input
82852	Rubber Pixel RGBW	4 out SPI 2048ch	5-24V DC
82853	Rubber Pixel RGBW	4 out SPI 4096ch	5-24V DC

SPI controller with Art-Net, sANC or DMX input. Four SPI outputs. 82852 up to a maximum of 128 pixels (16 metres) per output. 82856 up to a maximum of 256 pixels (32 metres) per output. Built in Ethernet switch with 2 ports. Configuration via dedicated web page.



83009 Power supply

DiGidot | PxLNet-Transmitter



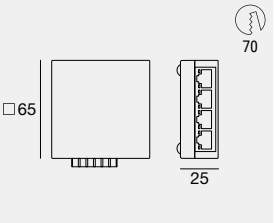

IP20 NEW

	Range	Output	Input
82856	Rubber Pixel RGBW	4 out PxLNet RJ45	5-48V DC

SPI to PxLNet converter. Four inputs and four outputs. Maximum CAT-5 E cable length 250 metres per output.



83009 Power supply

PixRubber | Controller DMX SPI



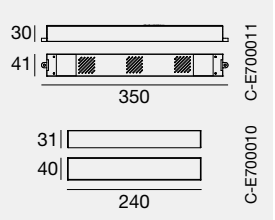

NEW

	Range	IP	Output	Input
C-E700011	Rubber Pixel RGBW	IP 40	1 out SPI 1024ch	24V DC
C-E700010	Rubber Pixel RGBW	IP 65		

SPI controller with DMX or DMX2048 input. Single SPI output. Possibility of connecting up to a maximum of 128 pixels (16 metres) with standard DMX master. Up to a maximum of 256 pixels (32 metres) with ILèD DMX2048 master. Configuration via dmx/rdm C-E700026 addresser.

Dimmer CC & CV DALI DT8

LUNA dimmer RGBW | DALI 4ch DT8



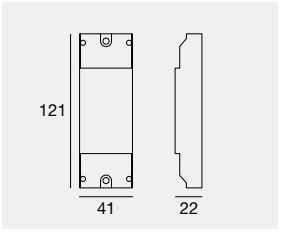

IP20 NEW

	Range	Output	Input
C-E500007	4ch x 3/6/12W	250mA	12/24/48V DC
C-E500008	4ch x 4/8/16W	350mA	12/24/48V DC
C-E500009	4ch x 6/12/24W	500mA	12/24/48V DC
C-E500010	4ch x 8/16/33W	700mA	12/24/48V DC

	12V DC switching
83010	Mean 60 W
83013	Mean 120 W

	24V DC switching
99371	Peta 50 W
84700	Peta 75 W
99374	Reson 75 W
99331	Reson 150 W

	48V DC switching
99784	Mean 150 W
99785	Mean 240 W

Suitable for powering 12/24/48V constant current products. Adjustment via DALI DT8 interface. Four output channels. Dimming, RGB, RGBW functions.

LUNA dimmer DW | DALI 4ch DT8



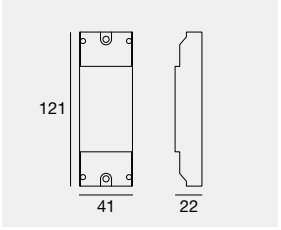

IP20 NEW

	Range	Output	Input
C-E500004	4ch x 4/8/16W	350mA	12/24/48V DC
C-E500005	4ch x 6/12/24W	500mA	12/24/48V DC
C-E500006	4ch x 8/16/33W	700mA	12/24/48V DC

	12V DC switching
83010	Mean 60 W
83013	Mean 120 W

	24V DC switching
99371	Peta 50 W
84700	Peta 75 W
99374	Reson 75 W
99331	Reson 150 W

	48V DC switching
99784	Mean 150 W
99785	Mean 240 W

Suitable for powering 12/24/48V constant current products. Adjustment via DALI DT8 interface. Four output channels. Dimming, dynamic white functions.

LUNA dimmer CV | DALI RGBW DW DT8



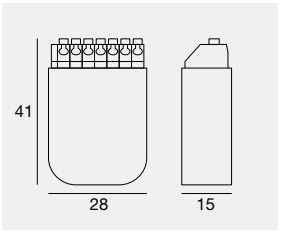

C.V. IP10 NEW

	Range	Type	Output	Input
C-E700015	1-96 W DC	Dynamic white	8A 12V	12V DC
	1-192W DC		8A 24V	24V DC
	1-384 W DC		8A 48V	48V DC
C-E700017	1-96 W DC	RGB/RGBW	8A 12V	12V DC
	1-192W DC		8A 24V	24V DC
	1-384 W DC		8A 48V	48V DC

	24V DC switching
99786	Mean 240 W

	48V DC switching
99784	Mean 150 W
99785	Mean 240 W

Suitable for powering 12/24/48V constant voltage products. Version for Dynamic white and RGB/RGBW. Adjustment via DALI DT8 and PUSH interface.

LUNA dimmer CV | DALI RGBW DW DT8



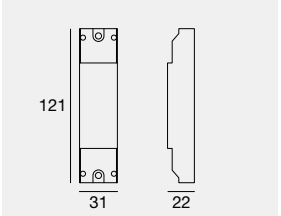

C.V. IP10 NEW

	Range	Type	Output	Input
C-E700016	1-120 W DC	Dynamic white	10A 12V	12V DC
	1-240W DC		10A 24V	24V DC
	1-480 W DC		10A 48V	48V DC
C-E700018	1-120 W DC	RGB/RGBW	10A 12V	12V DC
	1-240W DC		10A 24V	24V DC
	1-480 W DC		10A 48V	48V DC

	24V DC switching
99786	Mean 240 W

	48V DC switching
99784	Mean 150 W
99785	Mean 240 W

Suitable for powering 12/24/48V constant voltage products. Version for Dynamic white and RGB/RGBW. Adjustment via DALI DT8 and PUSH interface.

Dimmer CC & CV DALI DT6

Dalc MAXI CC | DALI 4ch DT6



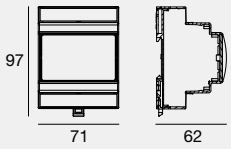

C.C. 1-10V DALI IP10 NEW

	Range	Output	Input
C-E500017	4ch x 3/6/12W	250mA	12/24/48V DC
	4ch x 4/8/16W	350mA	12/24/48V DC
	4ch x 6/12/24W	500mA	12/24/48V DC
	4ch x 8/16/33W	700mA	12/24/48V DC

	12V DC switching
83010	Mean 60 W
83013	Mean 120 W

	24V DC switching
99371	Peta 50 W
84700	Peta 75 W
99374	Reson 75 W
99331	Reson 150 W

	48V DC switching
99784	Mean 150 W
99785	Mean 240 W

Suitable for powering 12/24/48V constant current products. Adjustment via DALI DT6, PUSH interface, 0/1-10V interface and potentiometer. Four output channels. Warm tune, dynamic white, RGB, RGBW dimming functions. DALI address and current settable via rotary switch or via DALI.

Dalc | Mono CV DALI 1ch DT6



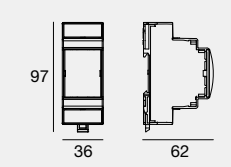

Made in Italy C.V. 1-10V DALI IP10 NEW

	Range	Output	Input
C-E500016	1-78 W DC	6.5A 12V	12V DC
	1-156 W DC	6.5A 24V	24V DC
	1-312 W DC	6.5A 48V	48V DC

	24V DC switching
99374	Reson 75 W
99331	Reson 150 W

	48V DC switching
99784	Mean 150 W
99785	Mean 240 W

Suitable for powering 12/24/48V constant voltage products. Adjustment via DALI DT6, PUSH interface, 0/1-10V interface. Four output channels. Warm tune, dynamic white, RGB, RGBW dimming functions. DALI address settable via rotary switch or via DALI.

Dalc mini | CV DALI 4ch DT6



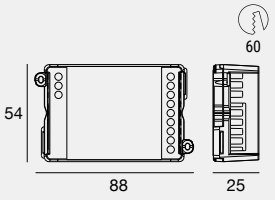

Made in Italy C.V. DALI IP20 NEW

	Range	Output	Input
C-E500019	4ch. x (1-30 W DC/ch.)	2.5A 12V/ch	12V DC
	4ch. x (1-60 W DC/ch)	2.5A 24V/ch	24V DC

	24V DC switching
99374	Reson 75 W
99331	Reson 150 W

Suitable for powering 12/24 V constant voltage products. Compatible with DALI DT6 protocol. DALI address selectable via dip-switch or via DALI. Four output channels. Warm tune, dynamic white, RGB, RGBW dimming functions.

Signal Converter DMX/DALI

Dalc | Converter SIGNAL



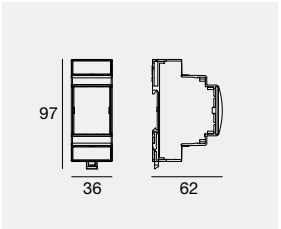



83009 Power supply

	Type	Signal Input	Signal Output	Power input	Connector
C-E700022	WH	DALI	DMX	12-48V DC	CLAMP
C-E700023	WH	DMX	DALI	12-48V DC	CLAMP

Signal converter from DALI to DMX or from DMX to DALI.

Dimmer CC DMX

Real-T_PRO | CC DMX/RDMX 4ch



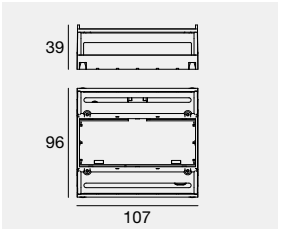



84865
DMX cable

	Range	Output	Input	Eff.
C-E500015	4ch. x (2.1-4.2 W powerLEDs/ch.)	220mA 9-18V	24V DC	95%
	4ch. x (4-8 W powerLEDs/ch.)	220mA 18-36V	48V DC	90%
C-E500014	4ch. x (3-6 W powerLEDs/ch.)	350mA 9-18V	24V DC	95%
	4ch. x (6-12 W powerLEDs/ch.)	350mA 18-36V	48V DC	90%
C-E500013	4ch. x (7-15 W arrayLED/ch.)	400mA 18-36V	48V DC	90%
C-E500012	4ch. x (4.5-9 W powerLEDs/ch.)	500mA 9-18V	24V DC	95%
	4ch. x (9-18 W powerLEDs/ch.)	500mA 18-36V	48V DC	90%
C-E500011	4ch. x (6-12 W powerLEDs/ch.)	630mA 9-18V	24V DC	95%
	4ch. x (11.5-24 W powerLEDs/ch.)	630mA 18-36V	48V DC	90%
C-E500003	4ch. x (12.5-25 W arrayLED/ch.)	700mA 18-36V	48V DC	90%

	24V DC switching
99371	Peta 50 W
84700	Peta 75 W
99374	Reson 75 W
99331	Reson 150 W

	48V DC switching
99784	Mean 150 W
99785	Mean 240 W

Suitable for powering constant current products. Adjustment via DMX interface. Four output channels. DMS address settable via NFC and dedicated APP or via DMX/RDM. With I-LèD 83192 master, self-addressing function.

Dalc MAXI CC | DMX/RDM 4ch



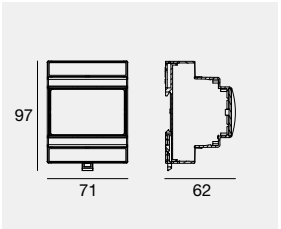



84865
DMX cable

	Range	Output	Input
83187	4ch x 3/6/12W	250mA	12/24/48V DC
	4ch x 4/8/16W	350mA	12/24/48V DC
	4ch x 6/12/24W	500mA	12/24/48V DC
	4ch x 8/16/33W	700mA	12/24/48V DC

	12V DC switching
83010	Mean 60 W
83013	Mean 120 W

	48V DC switching
99784	Mean 150 W
99785	Mean 240 W

	24V DC switching
99371	Peta 50 W
84700	Peta 75 W
99374	Reson 75 W
99331	Reson 150 W

Suitable for powering Nautilus RGBW products. Regulation via DMX interface, PUSH, 0/1-10V interface and potentiometer. Four output channels. Dimming functions warm tune, dynamic white, RGB, RGBW. Current and dmx address settable via rotay switch or via DMX/RDM.

Dimmer CV DMX

Spectrum_PRO | CV DMX/RDM 4ch



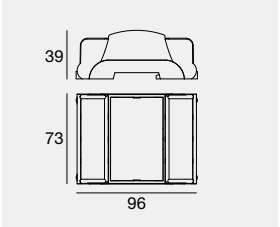



84865
Cable

Made in Italy | 100 | | III | C.V. | NFC | DMX RDM | IP40 | NEW

	Range	Output	Input	Eff.
C-E500002	4ch. x (1-72 W stripLED/ch.) 4ch. x (1-72 W topLED/ch.)	3A 24V/ch	24V DC	95%

	24V DC switching
99371	Peta 50 W
84700	Peta 75 W
99374	Reson 75 W
99331	Reson 150 W

Suitable for powering constant voltage products. Adjustment via DMX interface. Four output channels. DMS address settable via NFC and dedicated APP or via DMX/RDM. With I-LèD 83192 master, self-addressing function.

Dalc | Mono CV DMX/RDM 1ch



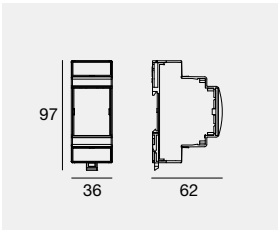



84865
Cable

Made in Italy | III | C.V. | 1-10V | DMX RDM | IP10

	Range	Output	Input	Eff.
83177	1-78 W DC 1-156 W DC 1-312 W DC	6.5A 12V 6.5A 24V 6.5A 48V	12V DC 24V DC 48V DC	95% 95% 95%

	24V DC switching
99371	Peta 50 W
84700	Peta 75 W
99374	Reson 75 W
99331	Reson 150 W

	48V DC switching
99784	Mean 150 W
99785	Mean 240 W

Suitable for powering 12/24/48V constant voltage products. Regulation via DMX interface, PUSH, 0/1-10V interface or potentiometer. Single output channel.

Dalc Maxi CV | DMX/RDM 4ch



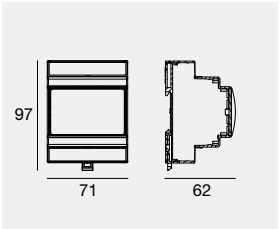



84865
Cable

Made in Italy | III | C.V. | 1-10V | DMX RDM | IP10

	Range	Output	Input	Eff.
83178	4ch (1-60W DC/ch) 4ch (1-120W DC/ch) 4ch (1-240W DC/ch)	5A 12V/ch 5A 24V/ch 5A 48V/ch	12V DC 24V DC 48V DC	95% 95% 95%

	24V DC switching
99371	Peta 50 W
84700	Peta 75 W
99374	Reson 75 W
99331	Reson 150 W

	48V DC switching
99784	Mean 150 W
99785	Mean 240 W

Suitable for powering 12/24/48V constant voltage products. Regulation via DMX interface, PUSH, 0/1-10V interface. Four output channels. Warm tune, dynamic white, RGB, RGBW dimming functions.

Dalc mini | CV DMX/RDM 4ch



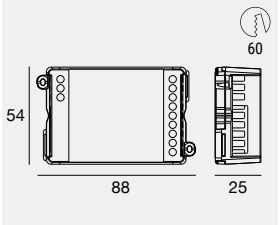



84865
Cable

Made in Italy | III | C.V. | DMX RDM | IP10 | NEW

	Range	Output	Input
C-E700005	4ch. x (1-30 W DC/ch.) 4ch. x (1-60 W DC/ch)	2.5A 12V/ch 2.5A 24V/ch	12V DC 24V DC

	24V DC switching
99371	Peta 50 W
84700	Peta 75 W
99374	Reson 75 W
99331	Reson 150 W

Suitable for powering strip LEDs and 5 mm LEDs, also RGB. DMX address selectable via dip-switch or via DALI. Compatible with USITT DMX 512-A protocol. Four output channels. Warm tune, dynamic white, RGB, RGBW dimming functions.

Master DMX

Stick_GU2 | DMX Controller



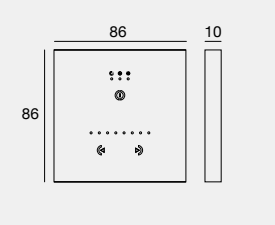



99184
Power supply



84865
DMX cable



98140
Outer casing



	Type	Signal Output	Input	Connector
99045	WH	DMX	5.5-6V DC	CLAMP micro USB
99046	BB	DMX	5.5-6V DC	CLAMP micro USB

Mode selector: Color, Scene and Dimmer. In scene mode it is possible to recall a series of set values. During the execution of a program, the dimmer function can be used to vary the intensity. In colour mode, it is possible to recall a series of pre-set static colours. All functions can be configured by hardware manager (enable/disable the different modes, select starting scenario, etc.).

Stick_DE3 | DMX Controller



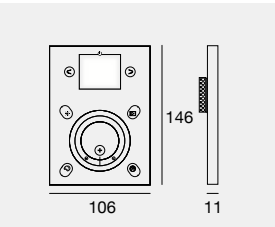



99184
Power supply



84865
DMX cable



98140
Outer casing



	Type	Signal Output	Input	Connector
99234	WH	DMX	5.5-6V DC	CLAMP RJ45 mini USB
99235	BB	DMX	5.5-6V DC	CLAMP RJ45 mini USB

Zone selector to simultaneously activate up to 10 scenes. Dimmer to adjust light intensity and saturation. Selector of up to 50 scenes with the possibility of choosing between dynamic or static. The arrows allow you to change the active scene. Colour selector to choose from 16 million colours. The arrows allow you to enter RGB values. Possibility of increasing or reducing the speed of dynamic scenes and colour effects.

Slesa_U11 | DMX Controller



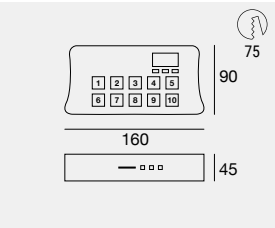



83244
Power supply



89186
5 m extension
M 5 pin M12
M 3 pin XLR



84869
Connector
M 3 pin XLR



84865
DMX cable



	Signal Output	Input	Connector
83243	DMX	5.5-6V DC	RJ45 XLR 3 Pin F. USB C

Move from 1 to 99 different pages. 5 zone selector. Graphic display of the running mode. “Live” function via USB. Compatible with the remote application that allows the creation of a custom interface and the connection of any controller command.

Dina DR1 | DMX Controller



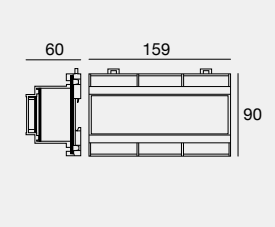



83145
Included



	Signal Output	Input	Connector
83144	6 uni DMX/RDM	12V DC	CLAMP Ethernet RJ45 USB typeC

DMX/RDM control unit which can control up to 6 universal DMX that can handle diverse sets through the contacts. Power relay handling. Available remote control APP.

Master Pixel/SPI

Pixie_PIXEL box | ArtNet DMX/RDM controller for Pixie_PIXEL



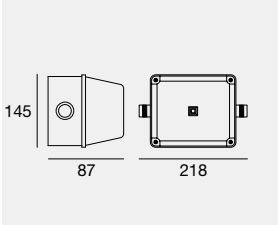

	Signal Output	Signal Input	Connector	Power input
83220	Pixie cable	DMX512/RDM	5 Pin F.	48 V DC

Required to drive PIXEL Pixies. Programmable via RDM. Electrically isolates the PIXEL Pixie line from the DMX/RDM line to avoid disturbance propagation.



98493
5 m extension
M 5 pin M12
M 5 pin XLR



89187
M. / F.
5pin M12



83199
M. / F. 4 pin



84865
DMX cable



99785
48V



89365
DMX Line
closure

Paseo_PIXEL box | ArtNet DMX/RDM controller for Paseo_PIXEL



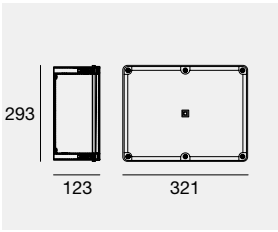

	Signal Output	Signal Input	Connector	Power input
99388	4 Paseo cable	DMX512/RDM ETHERNET (Artnet, sACN)	5 Pin M12	100-240 V AC

Required to drive Paseo_PIXEL in high pixel-density mode. Bridge RDM for the programming of Paseo_PIXEL. Supports 16 DMX universes via ARTNET or sACN protocol. Generate the RS-485 signal required by Paseo_PIXEL.



99184
5 m extension
M 5 pin M12
M 5 pin XLR



84865
DMX cable



99346
Connector
M 5 pin XLR

Pix2048 | Start PIXEL box



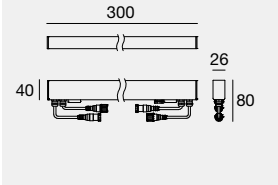

	Type	Signal Output	Signal Input	Connector	Power input
83193	BB	DMX 2048	DMX 512 / RDM	CLAMP	24 - 48V DC

Non isolated control interface for RGB/RGBW article with digital control. Recommended for Xenia_PIXEL and Paseo_PIXEL_Dark or for Linea Light items only. Maximum distance from the ArtNet node 50 meters. Control via DMX/RDM C-E700026 addresser.

Pixout | ArtNet DMX Recorder



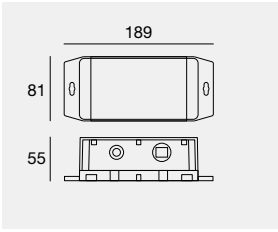

	Signal Output	Input	Connector
99575	16 Uni ArtNet	12-40 V DC	RJ45
99576	32 Uni ArtNet	12-40 V DC	RJ45
99577	64 Uni ArtNet	12-40 V DC	RJ45

ArtNet DMX stand alone recorder of ArtNet DMX sequences. It can be accessed from a mobile device or web browser to adjust the recording and triggering settings.

Pixtwo | Converter ArtNet DMX/RDM



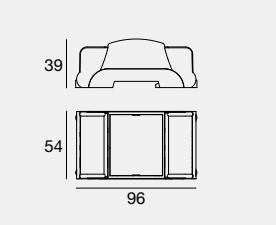



83009
Power supply



84865
DMX cable

C.V. DMX RDM IP10

	Signal Output	Signal Input	Connector	Power input
83192	2 x DMX-RDM	ETHERNET (Artnet4 protocol)	CLAMP RJ45	12-24 V DC

ArtNet-DMX RDM signal converter. Possibility to configure via web page.

Line isolator DMX | RDM BOOST DMX



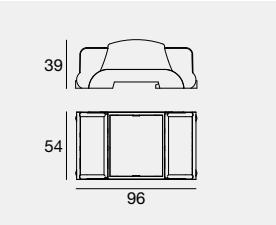



99658
Power supply



84865
DMX cable

DMX RDM IP10

	Signal Output	Signal Input	Connector	Power input
99657	Bus DMX512	Bus DMX512	CLAMP	12V DC

The Line isolator galvanically isolates the DMX512/RDM input with the output. Through RDM it is possible to set the personality and therefore the type of operation.

Splitter Visual | 6OUT DMX/RDM



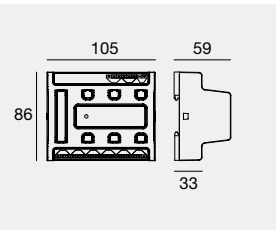



99658
Power supply



84865
DMX cable



89189
5 m cable
M 5 pin M12



98985
ALLinONE splitter
signal/power

DMX RDM IP20

	Signal Output	Signal Input	Connector	Input
99386	6 DMX512/RDM	DMX512/RDM	CLAMP	9-24V DC

The DMX-512 Splitter takes the DMX input signal and sends it back to the 6 DMX output ports. The splitter can also function as a signal amplifier, because each port supports another 300-metre long connection. This splitter complies with the RDM protocol for bi-directional communication on DMX. Fixture suitable for mounting on 35mm Omega DIN rail.

Splitter SWI | 6OUT DMX/RDM



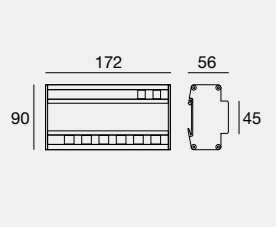



99658
Power supply



84865
DMX cable



89189
5 m cable
M 5 pin M12



98985
ALLinONE splitter
signal/power

DALI DMX RDM IP20

	Signal Output	Signal Input	Connector	Input
83148	6 DMX 512/RDM	DMX 512/RDM	CLAMP	10-48 VDC

The DMX-512 Splitter takes the DMX input signal and sends it back to the 6 DMX output ports. The splitter can also function as a signal amplifier, because each port supports another 300-metre long connection. This splitter complies with the RDM protocol for bi-directional communication on DMX. Fixture suitable for mounting on 35mm Omega DIN rail.

Titan | ArtNet DMX Controller



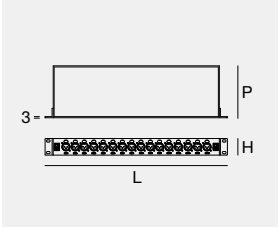

	LxPxH mm	Signal Output	Signal Input	Connector	Power Input
99381	140x63x38	2 DMX512	Ethernet RJ45	XLR 5 Pin F.	100-240V AC
99382	138x93x38	4 DMX512	Ethernet RJ45	XLR 5 Pin F.	100-240V AC
99383	483x137x44	8 DMX512	Ethernet RJ45	XLR 5 Pin F.	100-240V AC
99384	483x137x44	16 DMX512	Ethernet RJ45	XLR 5 Pin F.	100-240V AC

The ArtNet protocol is received via Ethernet. Generate the DMX512 signal. Perfect synchronisation between universes. Configurable via web page.



98493
5 m extension
M 5 pin M12
M 5 pin XLR



99346
Connector
M 5 pin XLR



84865
DMX cable



89189
5 m cable
M 5 pin M12

DMX USB PRO | DMX/RDM Addresser



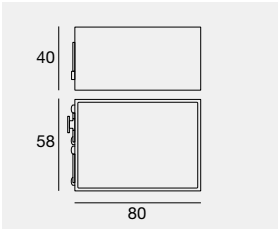

	Signal Output	Signal Input	Connector	Power Input
C-E700026	1 DMX512	USBtype A	XLR 5 Pin F.	USB 5V

ENTTEC software included. Required to program DMX/RDM devices. Test the correct operation of the installation. It is possible to use the two DMX universes and the stand-alone mode for small installations (1024 pixels).



89186
5 m extension
M 5 pin M12
M 3 pin XLR



98493
5 m extension
M 5 pin M12
M 5 pin XLR



99346
Connector
M 5 pin XLR



84865
DMX cable



89189
5 m cable
M 5 pin M12

DMXnode | ArtNet Converter



	Signal Output	Signal Input	Connector	Type	Power Input
83149	4 UNI	ArtNet	RJ45 XLR3	Box	100-240V AC
83150	4 UNI	ArtNet	RJ45 XLR3	Rack	
83151	8 UNI	ArtNet	RJ45 XLR3	Rack	

Art-Net and sACN to DMX converter for 4 and 8 independent universes. 4 and 8 individually optically isolated DMX ports. Graphic display and encoder knob for easy configuration and accurate status information. Web interface for status observation, settings adjustment and firmware updates. Neutrik powerCON input and output.



83152
Plug Power DMXnode

Aura | ArtNet DMX controller recorder



	Signal Output	Signal Input	Connector	Power Input
C-E700027	8 UNI ArtNet	ArtNet	Ethernet RJ45 USB typeB	USB 5V-24V
C-E700028	32 UNI ArtNet	ArtNet		

MADRIX AURA controls from 12 to 32 universes via Art-Net as a versatile stand-alone interface or as a live controller. Web configuration. Run scenarios automatically with the help of the internal clock and the timers available for sunrise and sunset.



83009
Power supply

Key | Madrix 5



	Type	Signal Output
81828	entry	8 DMX Universe
81829	basic	32 DMX Universe
81830	professional	128 DMX Universe
81831	ultimate	512 DMX Universe

Licence for Madrix software to enable the ArtNet output signal. The MADRIX® 5 software is the lighting instrument preferred by professionals in the sector, lighting designers.

WS | WorkStation HP



IP20

	Power Input
81835	100-240 vAC

MHD | Monitor



IP20

	Power Input	
81836	100-240 vAC	24 pollici HDMI

HPE | Ethernet Switch



IP20 NEW

	Signal Output	Power Input
83388	8 RJ45	100-240 vAC
83389	24 RJ45	100-240 vAC

Emergency

Emergency light kit | Emergency



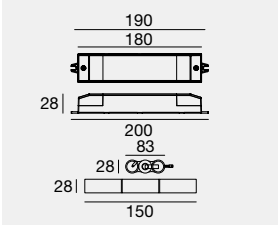

Switchable (on/off) in the presence of mains via switch on SL input (switched line). Automatic reset following battery and/or LED lamp replacement. Electronic multi-level charging system. Supplied with 3,000 mAh battery pack.

EM C.C. IP20

	Range	Output	Input	Eff.	PF	Surge
99355	Universal	6-60V 40-400mA	220-240V AC	86%	0.5	4 kV

Frequency	50-60 Hz
Nominal input current	40 mA (30 A inrush current with cold start)
Outout voltage (without load)	6-60V
TA Operating temperature	-25 +50 °C
Max casing temperature TC	70 °C
Control interface	Switch Line, Rest mode
Protections	Overtemperature, overload, overvoltage, short-circuit, open circus
Charge current	200 mA
Emergency output current	400-40 mA
Emergency power	2,4W
Emergency output current	20 h
Reference norms	IEC 61347-2-7:2011, IEC 61347-2-7:2011/AMD1:2017, IEC 61347-1:2015, IEC 61347-1:2015/AMD1:2017, EN 61347-1:2015, EN 61347-2-7:2012+A1:2019, EN 55015:2013/ A1:2015, EN61547:2009, EN 61000-3-2: 2014 EN 61000-3-3: 2013



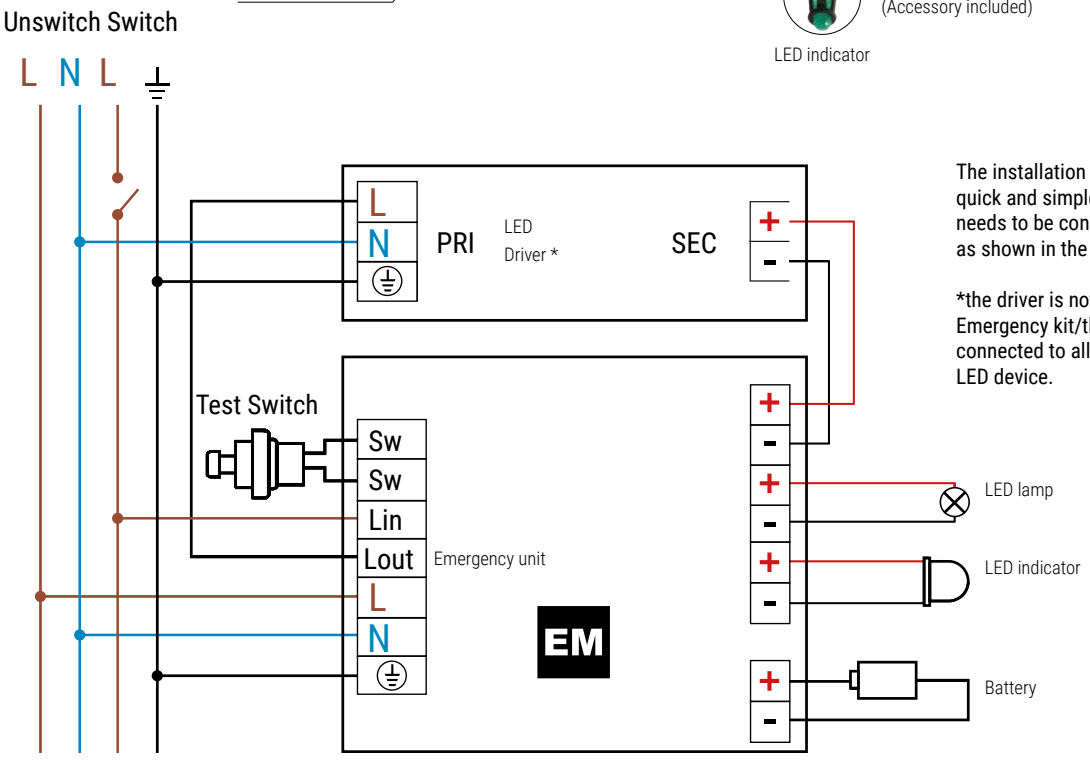

The installation of the emergency kit is quick and simple: the Emergency unit only needs to be connected to the LED driver as shown in the diagram.

*the driver is not included in the Emergency kit/the Emergency kit can be connected to all the original drivers of the LED device.

Emergency light kit | Emergency



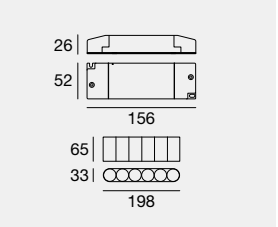

- Maintained or non maintained operation
- Suitable for electronic driver, dimmable electronic driver
- Adjustable version dip-switch, constant current or constant voltage to power LED to LED modules
- Connected to power supplies with maximum output voltage and current 90V and 2A
- Automatic operation
- High temperature NiCd batteries
- Charge indicator with FROR led cable
- Protection device against extensive discharge
- MAT4 DALI self diagnosis system with external module
- Charging device with supply is reinforced insulation able to recharge the battery normally after the test in clause 22.3 of the IEC 61347-2-7:2007.
- Supplied with 3,000 mAh battery pack.

EM C.C. IP20

	Range	Output	Input	PF
KIT0014	Universal C.C. Universal C.V.	9-57V 350-60mA 24V 2000mA	220-240V AC	0.5

Frequency	50-60 Hz
Nominal input current	20 mA
Outout voltage (without load)	9-57V C.C. / 24V C.V.
TA Operating temperature	0 +50 °C
Max casing temperature TC	70 °C
Control interface	Switch Line, Rest mode
Protections	Overtemperature, overload, overvoltage, short-circuit, open circus
Emergency output current	350-60 mA C.C. / 2000mA C.V.
Emergency power	3,4W
Recharging time	24 h
Reference norms	EN61347-2-13, EN61347-2-7, EN61547, EN55015, EN60598-2-22, EN61000-3-2

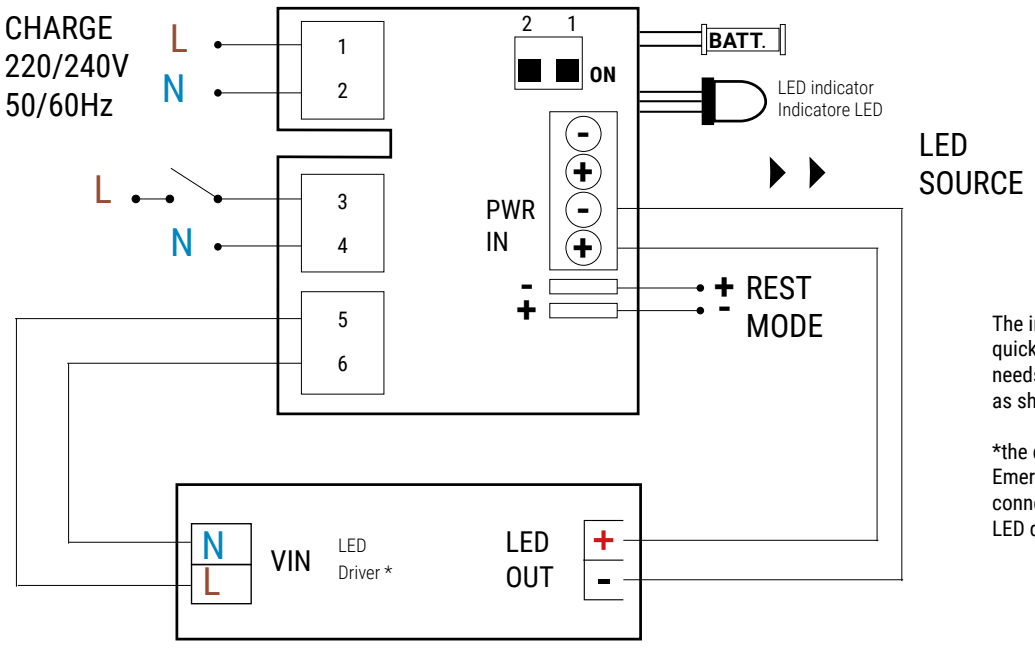

The installation of the emergency kit is quick and simple: the Emergency unit only needs to be connected to the LED driver as shown in the diagram.

*the driver is not included in the Emergency kit/the Emergency kit can be connected to all the original drivers of the LED device.

Cables

	application	type	voltage	insulation	Ø	nomenclature	sec. mm	cable colour	core colour	cable gland	temperature
84874	indoor	RGB	low	PVC + PVC	7 mm	--	6 x 0,75	●	○●●●●●	PG7	--
99237	outdoor	MONO	low	FEP + PCP	5,3 mm	--	2 x 0,5	●	●●	--	70-90°C
84888	outdoor	MONO	low	GUM	6,5 mm	--	2 x 1	●	●●	PG7	--
84875	outdoor	MONO	low	GUM + PCP	8,3 mm	H07RN8-F	2 x 1	●	●●	PG9	60-90°C
84892	indoor outdoor	MONO	low	FEP + FEP	1,9 x 3,3 mm	--	2 x 0,5	●●	●●	--	180°C
99353	outdoor	--	high	GUM + PCP	6,2 mm	H05RN-F	2 x 0,75	●	●●	PG7	60-90°C
99229	outdoor	--	high	GUM + PCP	6,5 mm	H05RN-F	2 x 1	●	●●	PG7	60-90°C
84887	outdoor	--	high	GUM + PCP	7,2 mm	H05RN-F	3 x 1	●	●●●	PG7	60-90°C
99002	outdoor underwater	MONO	low	NEOPRENE	5,3 mm	--	2 x 0,5	●	●●	--	70-90°C
84876	outdoor underwater	MONO	low	NEOPRENE	6,5 mm	--	3 x 1	●	●●●	PG9	--
84864	outdoor underwater	RGB	low	NEOPRENE	9,6 mm	--	7 x 1	●	○●●●●●●	PG9	--

Extension cables

The conductor cables to utilize for installing our outdoor fixtures has to be NEOPRENE H07 that respond to technical requests of EN60598 sez. 5.2.2:

- temperature of use 90°C
- Type of conductor red copper wire
- Execution tension 450/750V
- Nomenclature H07RN-F
- Conforming of the normative CEI 20-19
- Conforming on the requests of directive B.T.73/23CEE e 93/68CEE

The cable is suitable for humid and dry outdoor ambient; Water resist, on erosion, on frequent flexions. The cable resist on temperature up to –25°C without any superficial crackles; is necessary to protect it anyway even on surface that is use for pathways or drive over in order to prevent curving at 30°.

	application	voltage	insulation	sec. mm	length mm	colour	temperature
84866	indoor	low	PVC	3 x 0,5	1500	●●●	90°C
84867	indoor	low	PVC	3 x 0,5	3000	●●●	90°C
84872	indoor	low	PVC	3 x 0,5	1500	●●●	90°C
84873	indoor	low	PVC	3 x 0,5	1500	●○●	90°C

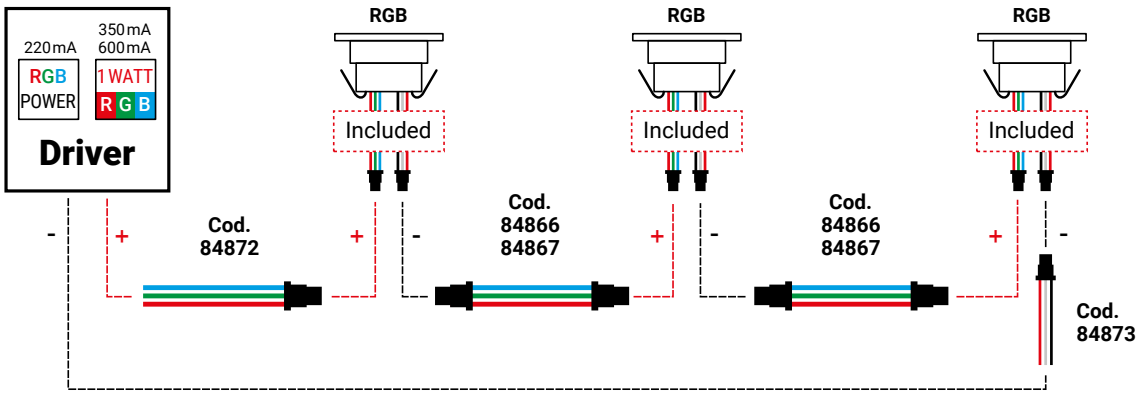

Junction boxs | DMX accessories

Junction box | connector gel 2 ways



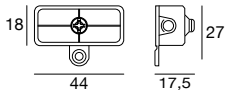

	Connectors	External Ø of the cabl
98989	IP68 2x0,75 mm²	Ø 4,8 ~ Ø 6 mm

Junction box | connector 2 ways



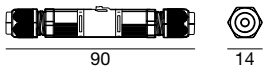

	Connectors	External Ø of the cable
98990	IP68 min. 2x0,25 mm² max. 2x1,0 mm²	Ø 3 ~ Ø 8 mm

Junction box | connector gel 2 ways





	Connectors	External Ø of the cabl
98991	IP68 max. 3x1.5 mm²	Ø 5,5 ~ Ø 10 mm

Junction box | connector 2 ways



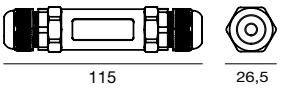

	Connectors	External Ø of the cable
84893	IP68 min. 2x0,5 mm² max. 2x2.5 mm²	Ø 7 ~ Ø 13,5 mm

Junction box | connector gel 4 ways



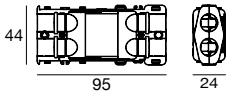

	Connectors	External Ø of the cable
84894	IP68 max. 4x1,5 mm²	Ø 6,5 ~ Ø 12 mm

Cables | DMX



	L m	Connectors	Sec. Ø
84895	1	F 3 pin XLR	2 x 0,25 mm² + shield
84994	5		

Extension cables | DMX



	L m	Connectors	Sec. Ø
84871	1	M + F 3 pin XLR	2 x 0,25 mm² + shield
84885	5		

Connectors | DMX



	L m	Connectors	Sec. Ø
84869	3 M	XLR	
84870	3 F		
99346	5 M		
99379	5 F		

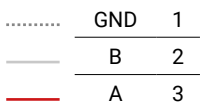



Ø 21,5 mm

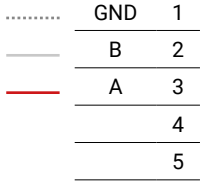

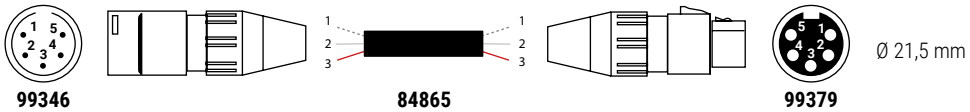

Ø 21,5 mm

DMX accessories

Cable | DMX



price / m	sec. Ø	
order: x m / 84865	2 x 0,25 mm² + shield	**84865**

Connector | DMX line closure adapter



*accessory to be installed obligatorily at the end of each continuous row of appliances.

suitable for	input	output	
*Paseo RGBW	Bus DMX 512	120 Ohm	**89365**
*Paseo_PIXEL RGB			
*Xenia 2.0 RGBW			
*Pixie_PIXEL_box			

Connector | ALLinONE DMX line closure adapter



*accessory to be installed obligatorily at the end of each continuous row of appliances.

suitable for	input	output	
*Archiline RGBW	Bus DMX 512	120 Ohm	**98986**
*Prolamp RGBW			

Connector | ALLinONE DMX line closure adapter



*accessory to be installed obligatorily at the end of each continuous row of appliances.

suitable for	input	output	
*Xenia RGBW	Bus DMX 512	120 Ohm	**C-W400005**

Connector splitter | ALLinONE splitter power/DMX



Start splitter

suitable for	input	output	
Archiline RGBW Prolamp RGBW	1 3x1,5 mm² (for power supply) 2 2x0,25 mm² (for DMX) +shield	3 ALLinONE F 3x1,5 mm² + 2x0,2 mm² +shield	**98985**
Xenia RGBW	1 2x1 mm² (for power supply) 2 2x0,25 mm² (for DMX) +shield	3 ALLinONE F 2x1 mm² + 2x0,2 mm² +shield	**C-W200018**

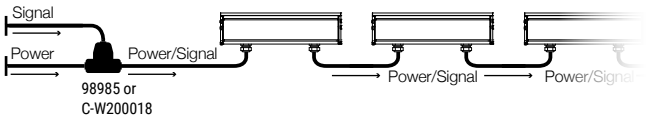

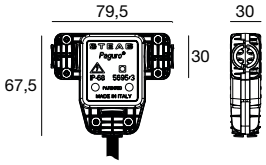

Continuity splitter A

suitable for	input	output	
Archiline RGBW Prolamp RGBW	1 ALLinONE M 3x1,5 mm² + 2x0,2 mm² +shiel 2 3x1,5 mm² (for power supply)	3 ALLinONE F 3x1,5 mm² + 2x0,2 mm² +shield	**99390**
Xenia RGBW	1 ALLinONE M 2x1 mm² + 2x0,2 mm² +shiel 2 2x1 mm² (for power supply)	3 ALLinONE F 2x1 mm² + 2 x 0,2 mm² +shield	**C-W200019**

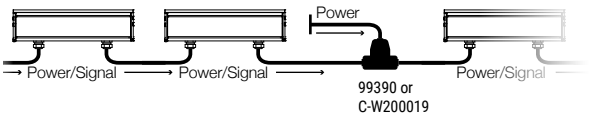



MONTEFELTRO OFFICE VILLAGE
Milan (Italy)

Project:
Stefano Giubileo, Gregg Brodarick,
Andrea Bianchi, Fabio Crespi

Photography:
Marco Reggi

SYMBOLS
FINISHES
OPTICS
INDEX



Alphabetical Effects Range

Optic code	Optic range	Optic Description
0H	(40°÷49°) x <20° Wall Grazing	Elliptic Medium Wide Flood
1F	(20°÷29°) x (20°÷40°) Wall Grazing	Elliptic Flood
1H	(40°÷49°) x (20°÷40°) Wall Grazing	Elliptic Medium Wide Flood
1S	(10°÷19°) x (20°÷40°) Wall Grazing	Elliptic Spot
3F	(20°÷29°) x >60° Wall Grazing	Elliptic Flood
3N	≤ 9° x >60° Wall Grazing	Elliptic Narrow Spot
AE	Zoom Elliptic	Adjustable Focus Elliptic
AF	1°- 60° Zoom Spot	Adjustable Focus
AW	Adj. Ww	Adjustable Wall Washer
BK	Bike (bike paths, narrow streets)	Bike
BW	Batwing (Double Asymmetric)	Batwing
DD	Diffused + Diffused	Double Diffused
DI	≥ 121°	Diffused
DZ	Diffused (Up) + No Optic	Diffused + No Optic
EF	(20°÷29°) x (41°÷60°) Wall Grazing	Elliptic Flood
EM	(30°÷39°) x (41°÷60°) Wall Grazing	Elliptic Medium Flood
ES	(10°÷19°) x (41°÷60°) Wall Grazing	Elliptic Spot
FL	20°÷ 29°	Flood
HS	1°÷ 3°	Hyper Spot
ML	30°÷ 39°	Medium Flood
MW	40°÷ 49°	Medium Wide Flood
NS	7°÷ 9°	Narrow Spot
PD	Pedestrian Crossing	Pedestrian
PK	Park (wide areas, parking lots)	Park
RB	Radial Bi-direc.	Radial Bi-directional emission
RD	Asym. 360°	Asymmetric 360°
RM	Radial Multi-direc.	Radial Multidirectional emission
RU	Radial Mono-direc.	Radial Mono-directional emission
SB	Suburban (suburban roads)	Suburban
SP	10°÷19°	Spot
SR	Asym. 180°	Asymmetric 180°
ST	Street (wide streets)	Street
UR	Urban (urban streets)	Urban
US	4°÷ 6°	Ultra Spot
WF	50°÷ 70°	Wide Flood
WW	Asym. Ww	Asymmetric Wallwasher
X1	Asym.+ Elliptic	MixFlux Asymmetric + Elliptic
X2	Asym. + Flood	MixFlux Asymmetric + Flood
XF	71°÷ 120°	Extra Wide Flood
ZZ	No Optics	No Optics

Effects Range

Optic range	Optic code	Optic Description
Floodlight effects		
1°÷ 3°	HS	Hyper Spot
4°÷ 6°	US	Ultra Spot
7°÷ 9°	NS	Narrow Spot
10°÷ 19°	SP	Spot
20°÷ 29°	FL	Flood
30°÷ 39°	ML	Medium Flood
40°÷ 49°	MW	Medium Wide Flood
50°÷ 70°	WF	Wide Flood
71°÷ 120°	XF	Extra Wide Flood
≥ 121°	DI	Diffused
1°- 60° Zoom Spot	AF	Adjustable Focus
Wall Grazing effects		
≤ 9° x >60°	3N	Elliptic Narrow Spot
(10°÷19°) x (41°÷60°)	ES	Elliptic Spot
(10°÷19°) x (20°÷40°)	1S	Elliptic Spot
(20°÷29°) x (41°÷60°)	EF	Elliptic Flood
(20°÷29°) x >60°	3F	Elliptic Flood
(20°÷29°) x (20°÷40°)	1F	Elliptic Flood
(30°÷39°) x (41°÷60°)	EM	Elliptic Medium Flood
(40°÷49°) x <20°	0H	Elliptic Medium Wide Flood
(40°÷49°) x (20°÷40°)	1H	Elliptic Medium Wide Flood
Zoom Elliptic	AE	Adjustable Focus Elliptic
Asymmetrical effects		
Adj. Ww	AW	Adjustable Wall Washer
Asym. + Flood	X2	MixFlux Asymmetric + Flood
Asym. 180°	SR	Asymmetric 180°
Asym. 360°	RD	Asymmetric 360°
Asym. Ww	WW	Asymmetric Wallwasher
Asym.+ Elliptic	X1	MixFlux Asymmetric + Elliptic
Batwing	BW	Batwing (Double Asymmetric)
Multi-effects		
Bike (bike paths, narrow streets)	BK	Bike
Diffused (Up) + No Optic	DZ	Diffused + No Optic
Diffused + Diffused	DD	Double Diffused
No Optics	ZZ	No Optics
Park (wide areas, parking lots)	PK	Park
Pedestrian Crossing	PD	Pedestrian
Radial Bi-direc.	RB	Radial Bi-directional emission
Radial Mono-direc.	RU	Radial Mono-directional emission
Radial Multi-direc.	RM	Radial Multidirectional emission
Street (wide streets)	ST	Street
Suburban (suburban roads)	SB	Suburban
Urban (urban streets)	UR	Urban

Suffixes

Example composition:

Suelo_**RFJ** = **R** + **F** + **J**

Round — Frameless — Adjustable

A	Aluminium
A (Orma)	Round with frame
AB	Aluminium Blade
AL	Aluminium Opaline
BC	Base Ceiling
BS	Base Surface
C	Ceiling
CD	Ceiling Direct
CI	Ceiling Internal
D	Double

EX	Extractable
F	Frameless
FL	Frameless Opaline
FO	Frameless Circular
I	Inox
I (Orma)	Round Flush Frame
IB	Inox Blade
IL	Inox Opaline
J	Adjustable
L	Linear Module

M	Modular
O	Circular
P	Pendant
PD	Pendant direct
PI	Pendant Internal
PU	Pendant Up
Q	Square
PRO	Professional
R	Round
RDX	Round Double + Screws

RF	Round Frameless
RP (Nautilus)	Round Projectors
RX	Round + Screws
S	Surface
SP	Spot Projector
T	Track
W	Wall
Ww	Wall Washer
X (Paseo)	PowerLED
Y	Asymmetric

How to read symbols

- Indoor installation
- Outdoor installation
- Wall mounting
- Ground mounting
- Ceiling mounting
- Wall or ground mounting
- Ceiling or wall mounting
- Ceiling, wall or groung mounting
- IP-- Protection index (IEC 60529) against foreign bodies and water
- IP68 Product designed to withstand temporary immersions
- IP-- / IP-- Optical compartment protecion index
- IK-- Protection index (IEC 62262) against external mechanical impacts
- Walkable device
- Carriageable device
- Stainless steel
- Circular installation hole
- Square installation hole
- Directional light beam
- Tilting light beam
- Power supply cable included
- Device suitable to be mounted on furniture
- F Device suitable to be mounted on normally flammable surfaces (EN 60598)
- P Device with built-in thermal protection
- Driver included
- Driver not included
- Class I - IEC protection class
- Class II - IEC protection class
- III Class III - IEC protection class
- T3 Over Voltage Protection
- Smartwave™
- C.C. Constant Current
- C.V. Constant Voltage
- D.O.B. Dimming On Board Integrated potentiometer
- 1-10V 1-10 V
- DALI Digital Addressable Lighting Interface
- DALI 2 Digital Addressable Lighting Interface
- DALI PUSH Digital Addressable Lighting Interface
- PTP DALI PointToPoint DALI. Dimmering on single item
- Technology Wi-Fi i-Led
- DMX RDM RDM, DMX 512
- Casambi
- Matter
- Infrared
- RFDT Radio frequency remote control
- P.I.R. Sensor
- Light + Motion sensor
- Power supply with safety transformer
- Independent power supply
- 100 Thermally protected power supply
- Reinforced insulation
- UGR Unified Glare Rating
- BUG Rating 0 BUG Rating
- Integrated antenna
- External antenna
- The power supply does not switch into the installation hole
- ESD Electrostatic discharge protection
- OVP Over Voltage Protection
- EX 2,22 Version suitable for ATEX 2,22 areas
- HE High Efficiency High Efficiency
- ID Internal Driver Micro driver on-board
- EL IEC EN 60598-2-22 compliant luminaire
- EM Emergency version

All articles belong to energy class A++.
The connection diagrams for electronics articles are included in the technical documentation.

Finishes

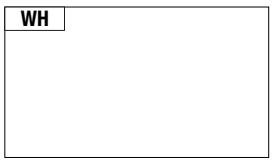

White | RAL 9003 embossed



Black | RAL 9005 embossed



Gray Black | RAL 7021 embossed



Anodised Black



Anthracite



Grey | RAL 9006 embossed



Light grey | RAL 7035



Satin finish



Cement



Aluminium



Anodised aluminium



Steel



Brushed nickel



Chrome



Transparent PMMA



Opaline PMMA



Brushed gold



Brushed copper



Gold



Brass



Copper



Burnished



Bronze



Brown



Dark Brown



Signal Yellow | RAL 1003



Green | RAL 6031

Codes index

Code	Page
14931	485
	817
	827
	835
	839
53890	853
60830	119
62400	556
62401	556
62402	556
62460	287
62757	561
62758	561
62900	336
	337
63300	300
	301
63301	300
	301
63302	300
	301
63445	853
63446	853
63772	207
63773	207
63778	206
63779	206
63782	207
63783	207
64010	194
	208
64011	194
	208
64012	194
	208
64013	194
	208
64020	194
	208
64021	194
	208
64022	194
	208
64023	194
	208
64030	194
	208
64031	194
	208
64032	194
	208
64033	194
	208
64038	194
	208
64039	194
	208
64060	194
	209
64061	194
	209
64062	194
	209
64063	194
	209
64066	194
	209
64067	194
	209
64068	194
	209
64069	194
	209
64179	195
	210
64189	195
	210
64200	825
64210	831
64252	831
64253	831
64254	831
64256	831
64257	831
64258	831
64262	831
64263	831
64264	831
64266	831
64267	831
64268	831
64505	537
64506	537
64522	485
64523	485
64530	485
64531	485
64532	485
64533	485
64534	485
64536	485
64537	485
64538	485
64539	485
64546	119
64547	119
64548	119
64549	119
64550	119
64551	119
64561	537
64562	537
64564	537
64575	195
	210
64578	194
	208
64589	556
64590	557
64591	557
64592	556
64593	556
64594	556
64595	556
64597	556
64630	119
64631	119
64639	300
	301
64640	556
64641	556
64642	556
64643	556
64644	556
64645	556
64646	556
64647	556
64648	557
64649	300
	301
64660	300
	301
64661	556
64662	556
64663	556
64664	556
64665	556
64666	556
64667	556
64668	556
64669	556
64670	195
	210
64721	821
64722	821
64723	821
64724	821
64726	821
64727	821
64728	821
64729	821
64734	821
64735	821
64736	821
64737	821
64758	821
64759	821
64760	821
64761	821
64762	821
64763	821
64764	821
64788	829
64789	829
64790	829
64791	829
64792	829
64793	829
64794	829
64795	829
64796	829
65002	537
65003	336
65004	336
65005	537
65006	336
65007	336
65008	336
	337
65009	336
65010	336
65011	337
65012	336
65013	336
65014	337
65015	337
65016	337
65018	337
65019	337
65021	337
65022	337
65023	561
65024	337
65025	337
65026	561
65027	336
65028	336
65035	561
65036	561
65037	561
65038	561
65039	561
65040	561
65054	336
	337
65055	336
	337
65075	855
65076	855
65077	855
65078	855
65082	829
65094	561
65097	337
65142	194
	208
65180	336
65181	336
65182	336
	337
65183	336
	337
65184	336
	337
65190	237
65191	237
65192	237
65193	237
65324	194
	208
65326	194
	208
65336	194
	209
65338	194
	209
65392	825
65393	825
65394	825
65395	825
65396	825
65397	825
65403	829
65404	829
65405	829
65412	194
	209
65413	194
	209
65438	287
65439	287
65440	287
65441	287
70613	929
76010	919
76011	919
76012	919
76034	919
76035	919
76036	745
76037	745
76038	745
76039	745
76040	746
76041	746
76042	746
76043	746
76044	747
76045	747
76046	747
76047	747
76048	746
76049	746
76050	747
76051	747
76052	147
76053	147
76054	147
76055	147
76056	148
76057	148
76074	746
76075	746
76076	747
76077	747
76078	527
76079	527
76080	763
76081	766
76082	764
76083	767
76084	229
76085	229
76086	229
76087	229
76088	229
76089	229
76090	652
76091	652
76092	652
76093	652
76094	654
76095	654
76096	654
76097	654
76098	654
76099	654
76100	654
76101	654
76102	228
76103	228
76104	652
76105	652
76106	652
76107	652
76116	734
76117	734
76118	734
76119	734
76120	734
76121	734
76122	734
76123	734
76124	734
76125	734
76126	734
76127	734
76128	734
76129	734
76130	734
76131	734
76132	734
76133	734
76134	735
76135	735
76136	735
76137	735
76138	735
76139	735
76140	735
76141	735
76142	735
76143	735
76144	735
76145	735
76146	736
76147	736
76148	736
76149	736
76150	736
76151	736
76152	736
76153	736
76154	736
76155	736
76156	736
76157	736
76158	736
76159	736
76160	736
76161	736
76162	736
76163	736
76164	737
76165	737
76166	737
76167	737
76168	737
76169	737
76170	737
76171	737
76172	737
76173	737
76174	737
76175	737
76180	446
76181	447
76182	469
76183	469
76184	469
76185	469
76203	721
76204	722
76205	732
76206	733
76207	718
76208	718
76209	718
76210	718
76211	718
76212	718
76213	719
76214	719
76215	719
76216	719
76217	719
76218	719
76219	719
76220	719
76221	719
76222	719
76223	719
76224	719
76225	719
76226	190
76227	190
76228	190
76229	190
76230	190
76231	190
76232	190
76233	190
76234	190
76235	190
76236	190
76237	190
76238	190
76239	190
76240	190
76241	190
76242	190
76243	190
76244	190
76245	190
76246	513
76247	513
76248	513
76249	513
76251	513
76252	513
76253	513
76254	513
76276	513
76277	513
76278	513
76279	513
76281	513
76282	513
76283	513
76284	513
76286	513
76287	513
76288	513
76289	513
76291	513
76292	513
76293	513
76294	513
76296	510
76297	510
76298	510
76299	510
76301	510
76302	510
76303	510
76304	510
76311	510
76312	510
76313	510
76314	510
76316	510
76317	510
76318	510
76319	510
76321	512
76322	512
76323	512
76324	512
76326	512
76327	512
76328	512
76329	512
76351	512
76352	512
76353	512
76354	512
76356	512
76357	512
76358	512
76359	512
76361	512
76362	512
76363	512
76364	512
76366	512
76367	512
76368	512
76369	512
76372	258
76373	258
76374	258
76375	258
76376	258
76377	258
76378	258
76379	258
76380	258
76381	258
76382	258
76383	258
76384	258
76385	258

Codes index

Code	Page	Code	Page	Code	Page	Code	Page	Code	Page	Code	Page	Code	Page	Code	Page
76386	258	**76621**	511	**76705**	729	**76781**	441	**76845**	440	**76930**	521	**76994**	524	**77086**	927
76387	258	**76622**	511	**76706**	729	**76782**	441	**76846**	440	**76931**	521	**76995**	524	**77087**	927
76396	258	**76624**	511	**76707**	729	**76783**	441	**76847**	439	**76932**	521	**76996**	524	**77088**	927
76397	258	**76625**	511	**76708**	729	**76784**	440	**76848**	439	**76933**	521	**76997**	524	**77089**	927
76398	258	**76626**	511	**76709**	722	**76785**	440	**76849**	439	**76934**	521	**76998**	525	**77090**	927
76399	258	**76627**	511	**76710**	722	**76786**	440	**76850**	441	**76935**	521	**76999**	525	**77091**	927
76400	258	**76629**	511	**76711**	722	**76787**	439	**76851**	441	**76936**	521	**77000**	525	**77092**	927
76401	258	**76630**	511	**76712**	722	**76788**	439	**76852**	440	**76937**	521	**77001**	525	**77093**	927
76402	258	**76631**	511	**76713**	732	**76789**	439	**76853**	440	**76938**	521	**77002**	525	**77094**	927
76403	258	**76632**	511	**76714**	732	**76790**	441	**76854**	439	**76939**	521	**77003**	525	**77095**	927
76404	258	**76634**	509	**76715**	732	**76791**	441	**76855**	439	**76940**	521	**77004**	525	**77096**	927
76405	258	**76635**	509	**76716**	732	**76792**	440	**76856**	441	**76941**	521	**77005**	525	**77097**	927
76406	258	**76636**	509	**76717**	721	**76793**	440	**76857**	441	**76942**	521	**77006**	525	**77098**	927
76407	258	**76637**	509	**76718**	722	**76794**	439	**76858**	440	**76943**	521	**77007**	525	**77099**	834
76408	258	**76639**	509	**76719**	722	**76795**	439	**76859**	440	**76944**	521	**77018**	525	**77100**	834
76409	258	**76640**	509	**76720**	722	**76796**	441	**76860**	439	**76945**	521	**77019**	525	**77101**	834
76410	258	**76641**	509	**76721**	732	**76797**	441	**76861**	439	**76946**	521	**77020**	525	**77102**	834
76411	258	**76642**	509	**76722**	733	**76798**	440	**76862**	683	**76947**	521	**77021**	525	**77103**	834
76420	260	**76649**	509	**76723**	733	**76799**	440	**76863**	683	**76948**	521	**77022**	525	**77104**	834
76421	260	**76650**	509	**76724**	733	**76800**	439	**76864**	683	**76949**	521	**77023**	525	**77111**	724
76422	260	**76651**	509	**76725**	189	**76801**	439	**76865**	684	**76950**	521	**77024**	525	**77112**	724
76423	260	**76652**	509	**76726**	189	**76802**	441	**76866**	683	**76951**	521	**77025**	525	**77113**	724
76424	260	**76654**	509	**76727**	189	**76803**	441	**76867**	683	**76952**	521	**77026**	525	**77114**	724
76425	260	**76655**	509	**76728**	189	**76804**	441	**76868**	683	**76953**	521	**77027**	525	**77115**	724
76426	260	**76656**	509	**76729**	189	**76805**	440	**76869**	684	**76954**	521	**77028**	455	**77116**	724
76427	260	**76657**	509	**76730**	189	**76806**	440	**76870**	819	**76955**	521	**77029**	455	**77117**	724
76428	260	**76659**	146	**76731**	189	**76807**	440	**76871**	819	**76956**	521	**77030**	455	**77118**	724
76429	260	**76660**	146	**76732**	189	**76808**	439	**76872**	819	**76957**	521	**77031**	455	**77119**	724
76430	260	**76661**	146	**76733**	886	**76809**	439	**76874**	814	**76958**	524	**77032**	455	**77120**	724
76431	260	**76662**	146	**76734**	886	**76810**	439	**76875**	814	**76959**	524	**77033**	455	**77121**	724
76432	260	**76663**	147	**76735**	887	**76811**	441	**76876**	814	**76960**	524	**77040**	652	**77122**	724
76433	260	**76664**	147	**76736**	887	**76812**	441	**76878**	814	**76961**	524	**77041**	652	**77123**	724
76434	260	**76665**	147	**76737**	886	**76813**	441	**76879**	814	**76962**	524	**77042**	652	**77124**	724
76435	260	**76666**	147	**76738**	886	**76814**	440	**76880**	814	**76963**	524	**77043**	652	**77125**	724
76559	509	**76667**	148	**76739**	174	**76815**	440	**76882**	814	**76964**	524	**77044**	652	**77126**	724
76560	509	**76668**	148	**76740**	174	**76816**	440	**76883**	814	**76965**	524	**77045**	652	**77127**	724
76561	509	**76669**	148	**76741**	174	**76817**	439	**76884**	814	**76966**	524	**77046**	652	**77128**	724
76562	509	**76670**	148	**76742**	174	**76818**	439	**76886**	815	**76967**	524	**77047**	652	**77129**	725
76564	509	**76671**	189	**76743**	174	**76819**	439	**76887**	815	**76968**	524	**77048**	155	**77130**	725
76565	509	**76672**	189	**76744**	174	**76820**	441	**76888**	815	**76969**	524	**77049**	155	**77131**	725
76566	509	**76673**	189	**76745**	668	**76821**	441	**76890**	815	**76970**	524	**77050**	155	**77132**	725
76567	509	**76674**	189	**76746**	668	**76822**	440	**76891**	815	**76971**	524	**77051**	155	**77133**	725
76574	509	**76675**	189	**76747**	668	**76823**	440	**76892**	815	**76972**	524	**77052**	155	**77134**	725
76575	509	**76676**	189	**76760**	648	**76824**	439	**76894**	815	**76973**	524	**77053**	155	**77135**	725
76576	509	**76677**	189	**76761**	648	**76825**	439	**76895**	815	**76974**	524	**77054**	156	**77136**	725
76577	509	**76678**	189	**76762**	648	**76826**	441	**76896**	815	**76975**	524	**77055**	156	**77137**	725
76579	509	**76683**	665	**76763**	648	**76827**	441	**76898**	815	**76976**	524	**77056**	156	**77138**	725
76580	509	**76688**	665	**76764**	648	**76828**	440	**76899**	815	**76977**	524	**77057**	156	**77139**	725
76581	509	**76689**	684	**76765**	648	**76829**	440	**76900**	815	**76978**	524	**77058**	156	**77140**	725
76582	509	**76690**	684	**76766**	648	**76830**	439	**76914**	819	**76979**	524	**77059**	156	**77141**	726
76584	511	**76691**	685	**76767**	648	**76831**	439	**76915**	819	**76980**	524	**77072**	160	**77142**	726
76585	511	**76692**	685	**76768**	648	**76832**	441	**76916**	819	**76981**	524	**77073**	160	**77143**	726
76586	511	**76693**	684	**76769**	648	**76833**	441	**76918**	521	**76982**	524	**77074**	160	**77144**	726
76587	511	**76694**	684	**76770**	648	**76834**	441	**76919**	521	**76983**	524	**77075**	160	**77145**	726
76589	511	**76695**	685	**76771**	648	**76835**	440	**76920**	521	**76984**	524	**77076**	160	**77146**	726
76590	511	**76696**	685	**76772**	441	**76836**	440	**76921**	521	**76985**	524	**77077**	160	**77147**	726
76591	511	**76697**	700	**76773**	441	**76837**	440	**76922**	521	**76986**	524	**77078**	160	**77148**	726
76592	511	**76698**	700	**76774**	441	**76838**	439	**76923**	521	**76987**	524	**77079**	160	**77149**	726
76614	511	**76699**	700	**76775**	440	**76839**	439	**76924**	521	**76988**	524	**77080**	160	**77150**	726
76615	511	**76700**	700	**76776**	440	**76840**	439	**76925**	521	**76989**	524	**77081**	160	**77151**	726
76616	511	**76701**	720	**76777**	440	**76841**	441	**76926**	521	**76990**	524	**77082**	160	**77152**	726
76617	511	**76702**	720	**76778**	439	**76842**	441	**76927**	521	**76991**	524	**77083**	160	**77153**	726
76619	511	**76703**	720	**76779**	439	**76843**	441	**76928**	521	**76992**	524	**77084**	927	**77154**	726
76620	511	**76704**	720	**76780**	439	**76844**	440	**76929**	521	**76993**	524	**77085**	927	**77155**	726

Codes index

Code	Page	Code	Page	Code	Page	Code	Page	Code	Page	Code	Page	Code	Page	Code	Page
77156	726	**77321**	768	**77389**	647	**77538**	58	**77606**	460	**80548**	729	**80800**	95	**81043**	168
77157	726	**77322**	60	**77390**	647	**77539**	58	**77607**	460	**80549**	729	**80801**	95	**81045**	168
77158	726	**77323**	60	**77391**	668	**77540**	58	**77608**	460	**80550**	720	**80807**	95	**81046**	168
77159	727	**77324**	60	**77392**	668	**77541**	58	**77609**	469	**80551**	720	**80808**	95	**81048**	168
77160	727	**77325**	60	**77393**	668	**77542**	60	**77610**	469	**80552**	729	**80809**	95	**81049**	168
77161	727	**77326**	60	**77395**	668	**77543**	60	**77611**	469	**80553**	729	**80831**	97	**81051**	168
77162	727	**77327**	60	**77396**	668	**77544**	60	**77612**	469	**80554**	721	**80832**	97	**81052**	168
77163	727	**77328**	60	**77397**	668	**77545**	60	**77613**	479	**80555**	721	**80833**	97	**81054**	168
77164	727	**77329**	60	**77401**	927	**77546**	60	**77614**	479	**80556**	732	**80839**	97	**81055**	168
77165	727	**77330**	58	**77402**	927	**77547**	60	**77615**	478	**80557**	732	**80840**	97	**81057**	168
77166	727	**77331**	58	**77403**	927	**77548**	60	**77616**	927	**80558**	722	**80841**	97	**81058**	168
77167	727	**77332**	58	**77407**	548	**77549**	60	**77617**	927	**80559**	722	**80863**	96	**81060**	168
77168	727	**77333**	58	**77408**	548	**77550**	62	**77618**	465	**80560**	722	**80864**	96	**81061**	168
77169	727	**77334**	58	**77409**	548	**77551**	62	**77619**	174	**80561**	732	**80865**	96	**81063**	168
77170	727	**77335**	58	**77410**	548	**77552**	62	**77620**	174	**80562**	732	**80871**	96	**81064**	168
77186	527	**77336**	58	**77411**	548	**77553**	62	**77621**	174	**80563**	732	**80872**	96	**81066**	168
77187	814	**77337**	58	**77412**	548	**77554**	62	**80011**	79	**80564**	722	**80873**	96	**81067**	168
77188	814	**77338**	62	**77413**	510	**77555**	62	**80012**	79	**80565**	722	**80895**	98	**81069**	169
77189	814	**77339**	62	**77414**	510	**77556**	62	**80029**	79	**80566**	722	**80896**	98	**81070**	169
77276	770	**77340**	62	**77415**	510	**77557**	62	**80030**	79	**80567**	732	**80897**	98	**81072**	169
77277	770	**77341**	62	**77416**	510	**77558**	58	**80033**	79	**80568**	732	**80903**	98	**81073**	169
77278	770	**77342**	62	**77418**	510	**77559**	58	**80034**	79	**80569**	732	**80904**	98	**81075**	169
77279	767	**77343**	62	**77419**	510	**77560**	58	**80035**	79	**80570**	722	**80905**	98	**81076**	169
77280	767	**77344**	62	**77420**	510	**77561**	58	**80036**	79	**80571**	722	**80909**	849	**81078**	169
77281	767	**77345**	62	**77421**	510	**77562**	58	**80039**	79	**80573**	733	**80910**	849	**81079**	169
77282	772	**77346**	60	**77423**	510	**77563**	58	**80040**	79	**80574**	733	**80913**	849	**81081**	169
77283	770	**77347**	60	**77424**	510	**77564**	58	**80047**	79	**80576**	722	**80914**	849	**81082**	169
77284	771	**77348**	60	**77425**	510	**77565**	58	**80048**	79	**80577**	733	**80953**	849	**81084**	169
77285	768	**77349**	60	**77426**	510	**77566**	60	**80051**	79	**80578**	722	**80954**	849	**81085**	169
77286	771	**77350**	60	**77438**	513	**77567**	60	**80052**	79	**80579**	733	**80955**	849	**81086**	169
77287	768	**77351**	60	**77439**	513	**77568**	60	**80065**	80	**80580**	722	**80956**	849	**81087**	169
77288	772	**77352**	60	**77440**	513	**77569**	60	**80066**	80	**80581**	733	**80990**	168	**81088**	169
77289	770	**77353**	60	**77441**	513	**77570**	60	**80069**	80	**80582**	762	**80991**	168	**81091**	169
77290	771	**77354**	58	**77443**	513	**77571**	60	**80070**	80	**80583**	762	**80992**	168	**81093**	169
77291	768	**77355**	58	**77444**	513	**77572**	60	**80314**	882	**80584**	762	**80993**	168	**81094**	169
77292	771	**77356**	58	**77445**	513	**77573**	60	**80338**	129	**80585**	762	**80994**	168	**81095**	169
77293	768	**77357**	58	**77446**	513	**77574**	62	**80354**	98	**80586**	762	**80995**	168	**81097**	827
77294	771	**77358**	58	**77451**	707	**77575**	62	**80355**	98	**80587**	762	**80999**	168	**81098**	827
77295	768	**77359**	58	**77452**	707	**77576**	62	**80356**	98	**80588**	763	**81000**	168	**81099**	827
77296	771	**77360**	58	**77453**	707	**77577**	62	**80362**	98	**80589**	763	**81002**	168	**81100**	827
77297	768	**77361**	58	**77454**	707	**77578**	62	**80363**	98	**80590**	763	**81003**	168	**81101**	827
77298	771	**77362**	62	**77466**	287	**77579**	62	**80364**	98	**80595**	91	**81005**	169	**81102**	827
77299	768	**77363**	62	**77468**	287	**77580**	62	**80370**	96	**80596**	91	**81006**	168	**81103**	827
77300	771	**77364**	62	**77469**	548	**77581**	62	**80371**	96	**80603**	91	**81007**	168	**81104**	827
77301	768	**77365**	62	**77470**	512	**77582**	322	**80372**	96	**80604**	91	**81008**	168	**81105**	827
77302	772	**77366**	62	**77471**	512	**77583**	322	**80406**	418	**80605**	652	**81009**	168	**81106**	827
77303	770	**77367**	62	**77472**	512	**77584**	322	**80407**	418	**80632**	91	**81012**	168	**81107**	827
77304	771	**77368**	62	**77473**	512	**77585**	322	**80408**	418	**80633**	91	**81013**	168	**81108**	827
77305	768	**77369**	62	**77475**	512	**77586**	322	**80432**	745	**80644**	92	**81014**	168	**81114**	74
77306	771	**77370**	647	**77476**	512	**77587**	322		891	**80645**	92	**81015**	168	**81115**	74
77307	768	**77371**	647	**77477**	512	**77588**	322	**80435**	728	**80648**	92	**81018**	168	**81122**	74
77308	772	**77372**	647	**77478**	512	**77589**	323	**80436**	728	**80649**	92	**81019**	168	**81123**	74
77309	770	**77373**	647	**77490**	511	**77590**	323	**80437**	728	**80660**	97	**81021**	168	**81172**	763
77310	771	**77378**	845	**77491**	511	**77591**	323	**80438**	728	**80661**	97	**81022**	168	**81173**	763
77311	768	**77379**	845	**77492**	511	**77592**	323	**80439**	717	**80672**	95	**81024**	169	**81174**	763
77312	771	**77380**	845	**77493**	511	**77593**	323	**80440**	717	**80673**	95	**81025**	169	**81175**	764
77313	768	**77381**	845	**77495**	511	**77594**	324	**80441**	717	**80690**	97	**81026**	169	**81176**	764
77314	771	**77382**	845	**77496**	511	**77595**	324	**80442**	717	**80704**	95	**81033**	168	**81177**	764
77315	768	**77383**	647	**77497**	511	**77596**	324	**80478**	75	**80745**	91	**81034**	168	**81178**	764
77316	771	**77384**	647	**77498**	511	**77597**	324	**80479**	75	**80751**	91	**81036**	168	**81179**	764
77317	768	**77385**	647	**77534**	58	**77602**	455	**80490**	75	**80753**	91	**81037**	168	**81180**	764
77318	771	**77386**	647	**77535**	58	**77603**	455	**80491**	75	**80758**	92	**81039**	168	**81181**	757
77319	768	**77387**	647	**77536**	58	**77604**	460	**80546**	720	**80760**	92	**81040**	168	**81182**	757
77320	771	**77388**	647	**77537**	58	**77605**	460	**80547**	720	**80799**	95	**81042**	168	**81183**	757

Codes index

Code	Page	Code	Page	Code	Page	Code	Page	Code	Page	Code	Page	Code	Page	Code	Page
81184	757	**81259**	85	**81425**	319	**81610**	582	**81780**	919	**82004**	233	**82237**	155	**82385**	172
81185	757	**81262**	86	**81426**	318	**81611**	582	**81781**	919	**82005**	233	**82238**	155	**82386**	172
81186	757	**81263**	86	**81427**	319	**81612**	582	**81784**	465	**82006**	233	**82239**	155	**82389**	172
81187	757	**81266**	74	**81430**	318	**81613**	582	**81785**	465	**82007**	233	**82240**	155	**82390**	172
81188	757	**81267**	74	**81447**	583	**81614**	582	**81786**	465	**82008**	233	**82251**	158	**82391**	172
81189	757	**81270**	75	**81448**	583	**81615**	582	**81787**	465	**82072**	147	**82252**	158	**82392**	172
81190	757	**81271**	75	**81449**	583	**81616**	582	**81788**	460	**82075**	102	**82253**	158	**82395**	172
81191	757	**81274**	74	**81450**	584	**81617**	582	**81789**	460	**82077**	102	**82254**	158	**82396**	172
81192	757	**81275**	74	**81451**	584	**81618**	582	**81790**	460	**82105**	143	**82258**	220	**82397**	172
81193	758	**81278**	75	**81452**	584	**81619**	740	**81791**	460	**82106**	143	**82259**	220	**82398**	172
81194	758	**81279**	75	**81469**	780	**81620**	740	**81808**	139	**82107**	143	**82260**	220	**82406**	141
81195	758	**81282**	74	**81470**	780	**81625**	138	**81809**	139	**82108**	143	**82261**	220	**82407**	141
81196	758	**81283**	74	**81471**	780	**81626**	138	**81810**	139	**82109**	143	**82262**	220	**82408**	141
81197	758	**81286**	75	**81473**	479	**81627**	138	**81811**	139	**82110**	143	**82263**	220	**82409**	141
81198	758	**81287**	75	**81474**	479	**81628**	138	**81812**	139	**82114**	147	**82266**	740	**82410**	141
81199	765	**81290**	654	**81501**	473	**81629**	138	**81813**	139	**82121**	148	**82267**	740	**82411**	141
81200	765	**81291**	654	**81502**	473	**81630**	138	**81814**	156	**82122**	148	**82268**	740	**82412**	141
81201	765	**81292**	654	**81503**	473	**81631**	138	**81815**	156	**82123**	396	**82269**	740	**82413**	141
81202	765	**81293**	654	**81504**	473	**81632**	138	**81816**	156	**82124**	396	**82270**	488	**82414**	141
81203	766	**81294**	654	**81505**	473	**81633**	138	**81817**	156	**82125**	396	**82271**	488	**82415**	141
81204	766	**81295**	654	**81506**	473	**81634**	138	**81818**	156	**82129**	396	**82272**	488	**82416**	141
81205	758	**81308**	472	**81507**	473	**81635**	138	**81819**	156	**82130**	396	**82273**	488	**82417**	141
81206	758	**81309**	472	**81508**	473	**81636**	138	**81828**	967	**82131**	396	**82274**	488	**82422**	141
81207	759	**81310**	472	**81509**	654	**81637**	138	**81829**	967	**82156**	396	**82275**	488	**82423**	141
81208	759	**81311**	472	**81510**	654	**81638**	138	**81830**	967	**82157**	396	**82286**	488	**82424**	491
81209	759	**81312**	472	**81511**	654	**81639**	138	**81831**	967	**82158**	396	**82287**	488	**82425**	491
81210	759	**81313**	472	**81512**	654	**81640**	138	**81835**	967	**82162**	396	**82290**	305	**82426**	491
81211	766	**81314**	472	**81513**	582	**81641**	138	**81836**	967	**82163**	396	**82291**	305	**82428**	929
81212	766	**81315**	472	**81574**	532	**81642**	138	**81838**	437	**82164**	396	**82292**	305	**82438**	142
81213	766	**81321**	763	**81575**	532	**81655**	155	**81839**	437	**82168**	396	**82293**	305	**82439**	142
81214	766	**81322**	758	**81576**	532	**81656**	155	**81840**	437	**82169**	396	**82294**	305	**82440**	142
81215	767	**81328**	610	**81577**	532	**81657**	155	**81877**	501	**82170**	396	**82295**	305	**82441**	142
81216	767	**81329**	610	**81578**	532	**81658**	155	**81878**	501	**82174**	397	**82302**	572	**82444**	143
81217	759	**81330**	610	**81579**	532	**81659**	155	**81879**	501	**82175**	397	**82303**	572	**82445**	143
81218	759	**81331**	610	**81580**	532	**81660**	155	**81880**	501	**82176**	397	**82304**	572	**82446**	143
81219	762	**81332**	610	**81581**	532	**81661**	124	**81885**	501	**82180**	397	**82305**	572	**82447**	143
81220	762	**81333**	610	**81582**	533	**81662**	124	**81886**	501	**82181**	397	**82306**	572	**82448**	143
81221	762	**81337**	801	**81583**	533	**81663**	124	**81887**	501	**82182**	397	**82307**	572	**82449**	143
81222	762	**81338**	801	**81584**	533	**81664**	124	**81888**	501	**82186**	397	**82308**	577	**82452**	445
81223	444	**81339**	654	**81585**	533	**81665**	124	**81893**	437	**82187**	397	**82309**	577	**82453**	445
81224	444	**81340**	654	**81586**	533	**81666**	124	**81894**	437	**82188**	397	**82310**	577	**82454**	446
81225	444	**81341**	654	**81587**	533	**81667**	125	**81895**	437	**82192**	397	**82311**	577	**82455**	446
81226	444	**81342**	654	**81588**	533	**81668**	125	**81916**	437	**82193**	397	**82312**	577	**82456**	765
81227	444	**81343**	654	**81589**	533	**81669**	125	**81917**	437	**82194**	397	**82313**	577	**82457**	765
81228	444	**81344**	654	**81590**	574	**81670**	125	**81918**	437	**82198**	428	**82353**	232	**82458**	766
81229	445	**81371**	501	**81591**	572	**81671**	125	**81946**	487	**82199**	428	**82354**	232	**82459**	766
81230	445	**81372**	501	**81592**	572	**81672**	125	**81947**	487	**82202**	428	**82355**	232	**82460**	759
81231	445	**81373**	501	**81593**	572	**81717**	721	**81949**	487	**82207**	397	**82356**	232	**82461**	759
81232	445	**81374**	501	**81594**	572	**81718**	729	**81950**	487	**82209**	397	**82357**	232	**82462**	759
81233	445	**81410**	318	**81595**	572	**81736**	693	**81954**	138	**82210**	397	**82358**	232	**82463**	759
81234	445		325	**81596**	572	**81750**	694	**81955**	138	**82216**	425	**82359**	232	**82469**	73
81235	446	**81411**	318	**81597**	575	**81751**	694	**81987**	141	**82217**	425	**82360**	232	**82470**	73
81236	446		325	**81598**	575	**81752**	139	**81988**	141	**82218**	425	**82361**	232	**82473**	104
81237	446	**81413**	328	**81599**	575	**81753**	139	**81989**	142	**82219**	425	**82362**	232	**82474**	104
81238	446	**81414**	328	**81600**	575	**81754**	139	**81990**	142	**82220**	425	**82363**	232	**82477**	105
81239	446	**81416**	328	**81601**	575	**81755**	139	**81991**	142	**82221**	425	**82364**	232	**82478**	105
81240	446	**81417**	328	**81602**	575	**81756**	139	**81992**	142	**82227**	141	**82365**	232	**82521**	765
81241	444	**81418**	318	**81603**	574	**81757**	139	**81995**	233	**82228**	141	**82366**	232	**82522**	765
81242	444	**81419**	318	**81604**	574	**81774**	919	**81996**	233	**82229**	141	**82367**	232	**82523**	765
81243	445	**81420**	318	**81605**	574	**81775**	919	**81997**	233	**82230**	141	**82368**	232	**82524**	765
81244	445	**81421**	318	**81606**	574	**81776**	919	**81998**	233	**82231**	141	**82369**	232	**82525**	766
81245	446	**81422**	319	**81607**	574	**81777**	919	**81999**	233	**82232**	141	**82370**	232	**82526**	766
81246	446	**81423**	319	**81608**	574	**81778**	919	**82000**	233	**82235**	155	**82383**	172	**82529**	717
81258	85	**81424**	328	**81609**	574	**81779**	919	**82003**	233	**82236**	155	**82384**	172	**82530**	717

Codes index

Code	Page
82531	717
82532	717
82535	722
82536	722
82538	728
82539	728
82540	728
82541	728
82542	733
82543	733
82545	733
82596	803
82597	803
82600	120
82601	120
82602	120
82603	237
82604	237
82605	237
82606	237
82607	139
82608	139
82609	139
82610	139
82611	139
82612	139
82631	174
82632	174
82637	702
82638	702
82639	686
82640	686
82642	897
82644	897
82646	897
82648	897
82650	897
82652	897
82654	897
82656	897
82657	753
82658	753
82659	753
82660	753
82661	753
82662	753
82663	754
82664	754
82665	756
82666	756
82667	755
82668	755
82669	753
82670	753
82671	753
82672	753
82673	753
82674	753
82675	754
82676	754
82677	754
82678	754
82679	756
82680	756
82681	755
82682	755
82683	753
82684	753
82685	753
82686	753
82687	753
82688	752
82689	754
82690	754
82691	754
82692	754
82693	756
82694	756
82695	755
82696	755
82697	753
82698	753
82699	754
82700	754
82701	676
82702	676
82703	676
82704	676
82705	676
82706	676
82707	676
82708	676
82709	676
82710	677
82713	738
82714	738
82715	738
82716	738
82717	738
82718	738
82719	738
82720	738
82721	739
82722	739
82723	738
82724	739
82728	179
82729	179
82730	179
82731	178
82732	178
82733	178
82734	178
82735	178
82736	178
82737	124
82738	124
82739	124
82740	124
82741	665
82742	665
82743	665
82744	665
82745	665
82746	665
82747	665
82748	665
82749	223
82750	223
82751	223
82752	223
82753	207
82754	207
82755	207
82756	207
82757	207
82758	207
82759	207
82760	207
82763	530
82764	530
82765	530
82766	530
82768	530
82769	530
82770	530
82771	530
82773	529
82774	529
82775	529
82776	529
82778	529
82779	529
82780	529
82781	529
82783	530
82784	530
82785	530
82786	530
82788	530
82789	530
82790	530
82791	530
82793	529
82794	529
82795	529
82796	529
82798	529
82799	529
82800	529
82801	529
82803	530
82804	530
82805	530
82806	530
82808	530
82809	530
82810	530
82811	530
82813	529
82814	529
82815	529
82816	529
82818	529
82819	529
82820	529
82821	529
82823	223
82824	223
82825	223
82826	223
82827	223
82828	223
82829	223
82830	223
82831	245
82832	245
82833	245
82834	223
82835	223
82836	223
82837	223
82838	223
82839	223
82840	223
82841	223
82842	223
82843	223
82844	223
82845	223
82846	428
82847	428
82850	418
	431
82851	418
	431
82852	958
82853	958
82856	958
82857	418
82867	79
82877	79
82878	79
82881	79
82882	79
82895	156
82896	156
82897	156
82898	156
82899	156
82900	156
82902	172
82903	172
82905	172
82906	172
82908	172
82909	172
82912	174
82914	322
82916	322
82918	322
82920	322
82922	324
82926	323
82928	323
82930	323
82932	323
82934	765
82935	765
82940	120
82941	120
82942	120
82944	323
82946	321
82947	321
82948	321
82949	321
82950	321
82951	321
83007	938
83008	943
83009	937
	950
	955
	958
	961
	966
83010	950
	959
	960
	961
83012	952
83013	951
	959
	960
	961
83015	952
83016	935
83017	935
83020	899
83022	899
83023	899
83034	428
83035	489
83036	774
83037	774
83038	774
83039	774
83040	774
83041	328
	947
83042	264
	328
	947
83049	579
83051	175
83052	175
83054	175
83055	175
83058	942
83059	942
83060	942
83061	942
83062	946
83063	76
83064	76
83065	70
	76
83066	943
83067	310
83068	311
83069	310
83075	860
83076	860
83096	742
83097	743
83098	743
83104	935
83105	935
83106	935
83107	935
83108	277
	278
	279
83109	277
	278
	279
83110	277
	278
	279
83111	939
83112	939
83113	939
83114	939
83115	956
83116	956
83118	956
83119	956
83120	943
83121	943
83122	939
83123	517
	567
83124	517
	567
83125	517
83125	567
83126	517
	567
83129	388
83132	388
	389
	391
83133	388
83140	876
83141	876
	878
83142	877
	878
	879
83143	940
83144	963
83145	963
83146	955
83147	955
83148	965
83149	966
83150	966
83151	966
83152	966
83153	325
83155	671
83158	819
83159	942
83160	901
83161	901
83162	616
	801
83177	962
83178	962
83181	665
83186	327
83187	961
83188	606
	789
83189	935
83190	803
83191	803
83192	965
83193	964
83194	949
83195	949
83196	950
83197	878
83198	878
	879
83199	799
	964
83200	607
	799
83201	799
83202	799
83205	623
	631
83213	243
	623
83220	964
83221	278
	279
83222	278
	279
83224	391
83225	935
83226	935
83227	936
83228	936
83229	623
83235	774
83236	932
83237	933
83239	919
83242	175
83243	963
83244	963
83245	467
83246	470
83247	527
83248	527
83249	169
83250	169
83254	262
83255	262
83256	264
83257	264
83258	264
83259	264
83260	264
83261	264
83262	264
83263	264
83264	264
83265	264
83266	264
83267	264
83269	264
83270	264
83271	262
83272	262
83273	262
83274	262
83275	262
83276	262
83277	262
83278	262
83279	262
83280	262
83281	262
83282	262
83283	263
83284	263
83285	263
83286	263
83287	263
83288	263
83291	263
83292	263
83293	263
83294	263
83295	263
83296	263
83297	266
83298	266
83305	266
83306	266
83311	259
83312	259
83313	259
83314	259
83316	259
83317	259
83318	259
83319	259
83322	941
83323	941
83328	441
	742
83329	743
83330	441
	743
83331	441
	743
83333	953
83336	168
83337	168
83338	168
83339	168
83340	168
83341	168
83342	161
83343	161
83344	161
83345	161
83346	161
83347	161
83348	161
83349	161
83350	161
83351	428
83352	428
83356	287
83357	287
83359	455

Codes index

Code	Page
83361	69
83362	69
83363	69
83364	69
83365	69
83366	69
83367	70
83368	70
83369	70
83370	70
83371	70
83372	70
83373	69
83374	69
83375	69
83376	69
83377	69
83378	69
83379	70
83380	70
83381	70
83382	51
	70
83383	51
	70
83384	51
	70
83387	418
83388	967
83389	967
83390	70
83391	70
83392	70
83393	70
83394	70
83395	70
83396	406
83397	406
83398	406
83399	406
83400	406
83401	406
83402	406
83403	406
83404	846
83407	287
83408	287
83409	287
83410	774
83411	662
	774
83412	318
	325
83413	318
	325
83414	318
	325
83415	328
83416	328
83417	328
83418	318
83419	318
83420	318
83421	318
83422	319
83423	319
83424	319
83425	319
83426	319
83427	319
83428	328
83429	328
83430	328
83431	328
83447	857
83448	857
83449	860
83450	857
83451	857
83452	857
83453	857
83521	686
83522	702
83523	686
83524	702
83558	692
83559	692
83560	693
83561	693
83562	693
83563	694
83564	694
83565	780
83566	780
83567	780
83568	780
83569	780
83570	780
83571	478
83572	478
83573	478
83574	478
83575	478
83576	478
83577	478
83579	669
83580	669
83581	669
83583	670
83584	670
83585	670
83588	745
83601	652
83602	652
83603	652
83604	652
83606	692
83607	692
83608	693
83609	693
83610	693
83611	694
83612	694
83613	652
83642	793
83643	793
83644	793
83645	793
83651	309
83652	309
83653	309
83654	309
83655	309
83656	310
83677	376
83680	376
83683	375
83705	781
83706	781
83707	781
83708	781
83709	781
83710	781
83712	278
83713	278
83714	278
83715	278
83716	278
83717	278
83718	278
83719	278
83720	280
83721	280
83722	280
83723	280
83724	280
83725	281
83726	281
83727	281
83728	281
83729	281
83730	280
83731	280
83732	280
83733	278
	279
83736	278
83737	278
83738	278
83739	278
83740	278
83741	278
83742	278
83743	278
83744	280
83745	280
83746	280
83747	280
83748	280
83749	281
83750	281
83751	281
83752	281
83753	281
83754	280
83755	280
83756	280
83757	278
	279
83760	280
83761	280
83762	280
83763	823
83766	84
83767	84
83770	84
83771	84
83774	84
83775	84
83776	739
83777	739
83778	739
83779	739
83780	739
83781	739
83782	278
83783	278
83784	278
83785	278
83786	278
83787	278
83788	278
83789	278
83790	278
83790	279
83791	279
83792	279
83793	279
83794	279
83795	279
83796	279
83797	279
83798	279
83799	140
83800	140
83801	140
83802	140
83803	140
83804	140
83805	140
83806	140
83807	140
83808	140
83809	140
83810	140
83811	140
83812	140
83815	279
83816	279
83817	279
83818	279
83819	279
83820	279
83821	279
83822	279
83823	140
83824	140
83825	140
83826	140
83827	142
83828	142
83829	142
83830	142
83831	142
83832	142
83833	142
83834	142
83835	142
83836	142
83839	142
83840	142
83841	799
83842	279
83843	279
83844	279
83845	279
83846	279
83847	279
83848	279
83849	279
83859	566
83860	566
83861	517
83862	566
83863	566
83864	517
83865	566
83866	566
83867	566
83868	517
83869	566
83870	566
83871	517
83872	566
83873	566
83875	837
83876	838
83877	839
83878	839
83879	837
83880	838
83881	839
83882	839
83883	839
83884	839
83885	637
83886	637
83887	637
83888	637
83889	637
83890	637
83891	637
83892	637
83899	147
83900	147
83921	158
83922	158
83923	158
83924	158
83925	738
83926	738
83927	738
83928	738
83929	738
83930	738
83931	739
83932	739
83933	739
83934	739
83935	739
83936	739
83937	738
83938	738
83939	739
83940	739
83941	738
83942	739
83943	322
83944	322
83945	322
83946	324
83947	324
83948	324
83952	326
83953	326
83954	326
83955	326
83956	327
83957	327
83958	327
83959	327
83960	326
83961	326
83962	326
83963	326
83964	326
83968	322
83969	322
83970	322
83971	322
83972	322
83973	322
83974	322
83975	324
83976	324
83977	324
83978	324
83979	323
83980	323
83981	323
83982	323
83983	323
83987	321
83988	321
83989	321
83990	321
83991	321
83992	321
83993	326
83994	326
83995	326
83996	326
83997	327
83998	327
83999	327
84000	327
84001	326
84002	326
84003	326
84004	326
84005	326
84010	318
84011	318
84012	325
84013	325
84014	325
84015	325
84016	318
	325
84017	319
84018	328
84023	111
84024	111
84025	882
84026	882
84027	883
84028	883
84029	883
84030	883
84031	876
84032	876
84033	876
84034	876
84035	878
84036	878
84037	877
84038	877
84039	877
84040	877
84041	878
84042	879
84043	878
84044	879
84055	611
84056	611
84057	611
84058	613
84059	613
84068	488
84069	488
84070	488
84071	652
84072	652
84073	325
84074	325
84075	669
84076	669
84077	669
84078	669
84083	83
84084	83
84085	83
84086	83
84087	84
84088	84
84089	84
84090	84
84091	84
84092	84
84093	84
84094	84
84095	87
84096	87
84097	87
84098	87
84099	87
84100	87
84101	87
84102	87
84103	87
84104	87
84105	87
84106	87
84107	86
84108	86
84109	86
84110	86
84111	95
84112	95
84113	95
84115	95
84116	95
84117	95
84119	95
84120	95
84121	95
84123	95
84124	95
84125	95
84127	97
84128	97
84129	97
84131	97
84132	97
84133	97
84135	97
84136	97
84137	97
84139	97
84140	97
84141	97
84143	96
84144	96
84145	96
84147	96
84148	96
84149	96
84151	98
84152	98
84153	98
84155	98
84156	98
84157	98
84159	124
84160	124
84161	125
84162	125
84163	125
84164	125
84165	139
84166	139
84167	140
84168	140
84169	220
84170	220
84171	220
84184	535
84185	535
84186	535
84187	535
84188	535
84189	819

Codes index

Code	Page
84190	819
84191	819
84193	882
84194	882
84199	102
84200	102
84203	102
84204	102
84212	901
84213	901
84214	613
84215	613
84216	613
84217	801
84218	801
84233	460
84234	460
84235	460
84236	460
84237	460
84238	460
84239	460
84240	460
84241	469
84242	469
84243	469
84244	469
84270	220
84271	220
84272	220
84273	220
84274	220
84275	220
84276	220
84277	220
84278	220
84283	787
84284	787
84285	787
84286	787
84287	787
84288	787
84335	349
	367
	378
84336	345
	349
	369
	371
	655
	675
	677
	781
84337	357
84338	352
	671
	672
84341	697
84349	357
84356	629
84357	629
84358	629
84359	629
84360	629
84361	629
84362	629
84363	629
84364	629
84365	629
84366	629
84367	629
84368	630
84369	630
84370	630
84371	630
84372	630
84373	630
84374	630
84375	630
84376	630
84377	630
84378	630
84379	630
84380	240
84381	240
84382	240
84383	240
84384	240
84385	240
84386	241
84387	241
84388	241
84391	242
84392	242
84393	242
84394	242
84395	242
84396	242
84397	243
84398	243
84399	243
84400	620
84401	620
84402	620
84403	620
84404	620
84405	620
84406	621
84407	621
84408	621
84409	622
84410	622
84411	622
84412	622
84413	622
84414	622
84415	623
84416	623
84417	623
84418	918
84419	918
84420	918
84421	918
84422	918
84423	918
84424	918
84425	918
84426	918
84427	918
84428	918
84429	918
84430	918
84431	918
84432	492
84433	492
84434	493
84435	492
84436	492
84437	493
84438	492
84439	492
84440	493
84441	488
84442	488
84443	488
84446	388
84466	845
84467	845
84468	845
84469	845
84470	845
84471	845
84472	845
84473	845
84474	845
84475	845
84476	845
84477	845
84478	845
84479	845
84480	845
84481	845
84506	846
84507	846
84508	846
84509	846
84510	846
84511	846
84512	846
84513	846
84514	846
84515	846
84516	846
84517	846
84518	846
84519	846
84520	846
84521	846
84527	469
84528	469
84529	469
84530	469
84532	469
84533	469
84534	469
84535	469
84537	481
84538	481
84539	481
84540	481
84541	481
84542	481
84543	481
84544	481
84545	481
84546	481
84547	481
84548	481
84549	482
84550	482
84551	482
84552	482
84553	482
84554	482
84555	482
84556	482
84557	482
84558	482
84559	482
84560	482
84561	479
84562	479
84563	479
84564	479
84565	479
84566	479
84567	845
84568	845
84569	845
84570	845
84575	228
84576	228
84577	228
84578	228
84579	228
84580	228
84581	229
84582	229
84583	229
84584	229
84585	229
84586	229
84587	229
84588	229
84589	229
84626	946
84700	937
	945
	957
	959
	960
	961
	962
84701	945
84787	946
84829	944
84863	919
84864	970
84865	961
	962
	963
	964
	965
	966
	971
	972
84866	970
84867	970
84869	963
	971
84870	971
84871	971
84872	970
84873	970
84874	970
84875	970
84876	970
84885	971
84887	970
84888	970
84890	477
	479
	482
84892	970
84893	749
	899
	901
	971
84894	749
	971
84895	971
84900	687
	742
84901	349
	369
	371
	378
84902	373
84915	349
	369
	655
	671
	675
	677
	781
84916	363
	367
	378
84917	363
	367
	378
84918	671
	697
	742
	781
84932	742
84935	687
	697
	742
	749
84936	687
	697
	742
	749
84945	891
84952	355
84954	378
84955	371
84956	371
84990	891
84994	971
84995	355
85001	365
85002	365
85004	367
85005	367
85335	363
85542	669
85543	669
86460	669
86562	670
86563	670
86612	368
86613	368
86614	369
86615	369
86674	368
86675	369
86707	365
86708	365
87337	376
87340	377
87988	669
87989	670
88417	365
88568	368
88569	369
89045	606
	803
89046	606
	803
89047	606
	803
89144	938
89145	938
89146	938
89147	938
89148	948
89149	948
89150	948
89151	948
89175	952
89176	952
89177	952
89179	950
89186	617
	963
	966
89187	617
	964
89188	607
	617
	639
	776
89189	617
	965
	966
89190	607
	617
	639
	776
89223	407
89359	950
89361	617
89365	617
	964
	972
89371	467
	470
	473
	479
89373	47
	70
89373	76
	105
89373	448
89374	47
	70
	76
	105
	448
89408	944
89419	948
89420	948
89421	948
89422	948
89423	948
89488	950
89548	431
	907
90403	479
90404	479
90442	914
90443	914
90444	914
90445	914
90446	914
90447	914
90448	914
90449	914
90450	914
90451	914
90452	914
90453	914
90458	583
90459	584
90460	583
90461	583
90462	584
90463	584
90473	914
90475	914
90519	460
90520	460
90521	460
90522	460
90542	83
90543	83
90660	75
90661	75
90662	73
90663	73
90666	75
90667	75
90670	73
90671	73
90672	75
90673	75
90674	73
90675	73
90678	75
90679	75
90682	73
90683	73
90722	83
90723	83
90726	86
90727	86
90730	86
90731	86
90762	83
90763	83
90766	83
90767	83
90770	87
90771	87
90774	87
90775	87
90776	83
90777	83
90780	83
90781	83
90784	87
90785	87
90788	87
90789	87
90790	84
90791	84
90794	84
90795	84
90798	87
90799	87
90802	87
90803	87
90814	85
90815	85
90818	85
90819	85
90822	88
90823	88
90826	88
90827	88
90830	85
90831	85
90834	85
90835	85
90838	88
90839	88
90842	88
90843	88
90846	85
90847	85
90850	85
90851	85
90854	88
90855	88
90858	88
90859	88
90862	85
90863	85
90866	85
90867	85

Codes index

Code	Page
90870	88
90871	88
90874	88
90875	88
90903	309
90905	309
90905E	309
90907	309
90909	309
90911	309
90913	309
90915	309
90917	309
90919	310
90921	310
90923	310
90925	310
90927	310
90929	310
90931	310
90933	310
90935	310
90943	311
90944	311
90945	311
90946	311
90950	310
90952	310
91339	367
91352	365
91366	363
91596	795
91597	795
91598	795
91599	533
91600	533
91601	533
91602	533
91749	95
91750	95
91751	95
91753	97
91754	97
91755	97
92023	331
92025	331
92038	582
92040	582
92042	582
92044	582
92046	575
92047	575
92048	575
92049	572
92050	572
92051	572
92052	574
92054	574
92056	574
92061	780
92065	780
92066	780
92067	780
92068	780
92069	780
92070	583
92072	583
92074	583
92076	780
92077	780
92078	583
92080	577
92081	577
92082	577
92083	573
92084	573
92088	780
92092	780
92093	573
92100	575
92104	575
92108	575
92112	582
92114	582
92118	582
92120	582
92124	575
92125	575
92126	575
92127	572
92128	572
92129	572
92132	574
92134	574
92136	574
92138	573
92139	573
92142	573
92143	573
92144	573
92145	573
92157	851
92162	851
92163	851
92166	851
92167	851
92168	851
92203	479
92204	479
92238	670
92239	670
92240	670
92242	629
92243	629
92244	629
92245	629
92246	629
92247	629
92248	630
92249	630
92260	675
92262	675
92271	677
92272	677
92273	677
92281	677
92282	677
92283	677
92311	677
92312	677
92313	677
92352	630
92353	630
92356	630
92357	630
92370	846
92371	846
92384	634
92385	634
92386	634
92387	634
92390	634
92391	634
92392	633
92393	633
92421	633
92422	633
92423	633
92424	633
92438	629
92439	629
92440	629
92442	629
92443	629
92444	629
92445	630
92446	630
92447	630
92448	630
92449	630
92450	630
92513	672
92514	672
92518	851
92525	851
92526	851
92527	851
92558	672
92559	672
92619	539
92620	539
92621	539
92622	539
92671	669
92672	670
92681	657
93099	743
93114	891
93126	780
93127	780
93128	780
93132	781
93133	781
93134	781
93138	780
93139	780
93140	780
93141	717
93170	849
93171	849
93174	849
93181	849
93184	849
93185	849
93188	849
93189	849
93280	923
93281	923
93282	923
93293	849
93294	849
93312	849
93313	849
93332	849
93336	849
93450	96
93451	96
93452	96
93994	611
93995	611
94021	611
94022	611
94110	331
94115	331
94151	891
94679	620
94680	620
94681	621
94908	240
94909	240
94910	241
94911	242
94912	242
94913	243
95068	460
95126	460
95141	460
95236	240
95237	240
95238	241
95239	242
95240	242
95241	243
95242	240
95243	240
95244	241
95245	242
95246	242
95247	243
95254	620
95255	620
95256	621
95257	620
95258	620
95259	621
95275	622
95276	622
95277	623
95281	622
95282	622
95283	623
95330	460
95454	787
95458	787
95465	622
95466	622
95467	623
95474	756
95475	756
95476	756
95612	787
95616	787
95619	787
95623	787
95749	787
95750	787
95751	787
96150	610
96151	610
96152	610
96196	613
96197	613
96740	641
96741	641
96742	641
96976	652
96977	652
96978	652
96979	652
97048	532
97049	532
97050	532
97051	532
97052	532
97053	532
97054	532
97055	532
97065	797
97066	797
97067	797
97071	479
97072	479
97073	479
97167	654
97169	654
97170	654
97172	654
97185	532
97186	532
97187	532
97188	532
97256	613
97270	472
97271	472
97272	472
97315	893
97317	893
97353	692
97354	692
97355	693
97356	693
97357	797
97387	472
97612	613
97673	610
97674	610
97675	610
97714	656
97715	656
97797	780
97798	780
97799	780
97800	780
97801	780
98009	657
98049	371
98050	671
98060	893
98111	655
98112	477
	479
	482
98121	687
	742
98122	742
98133	749
98134	749
98140	963
98146	489
	585
98147	489
	585
98148	893
98149	607
	617
	639
	776
98150	857
98151	857
98152	857
98153	857
98154	857
98155	857
98156	857
98157	857
98158	857
98159	857
98160	857
98161	857
98162	857
98163	857
98164	857
98165	857
98174	857
98175	857
98176	857
98177	857
98178	857
98179	857
98180	857
98181	857
98182	858
98184	858
98186	858
98188	858
98192	860
98193	860
98194	860
98195	860
98196	860
98197	860
98198	860
98199	860
98208	860
98209	860
98210	860
98211	861
98212	861
98213	861
98214	858
98215	859
98216	859
98217	859
98288	858
98291	774
98292	774
98355	614
98356	614
98357	614
98367	615
98368	615
98369	615
98374	615
98375	615
98376	615
98395	391
98398	641
98418	391
98419	391
98420	391
98428	223
98429	223
98430	614
98434	615
98435	615
98436	115
98437	607
	617
	639
	776
98464	615
98465	615
98466	614
98467	614
98468	614
98469	614
98470	614
98471	614
98472	614
98473	614
98474	614
98475	616
98476	776
98477	776
98493	617
	964
	966
98494	617
98496	656
98497	656
98499	93
98500	93
98513	479
98527	93
98528	93
98529	93
98530	93
98531	93
98532	93
98533	93
98534	93
98535	93
98536	93
98537	93
98538	93
98549	467
	470
	477
98550	467
98553	614
98554	614
98588	175
98589	175
98624	455
	467
	470
98653	799
98654	799
98655	799
98656	934
98657	934
98658	934
98659	799
	934
98660	489
	585
98661	489
	585
98662	466
	489
	585
	743
98663	466
	489
	585
	743
98669	455
	470
98671	578
98672	578
98673	578
98675	585
98676	585
98677	585
98695	631
98699	332
98710	635
98713	332
98716	332
98724	578
98725	578
98726	578
98729	243
	623
	631
	635
	846
98742	859
98743	859
98744	859
98745	859
98746	859

Codes index

Code	Page
98747	859
98748	914
98749	858
98750	858
98751	858
98752	858
98754	914
98755	914
98756	914
98757	914
98758	914
98761	914
98762	914
98763	914
98764	914
98765	914
98766	914
98771	616
98772	616
98773	616
98781	332
98782	606
98783	606
98784	606
98785	606
98836	615
98837	615
98838	615
98839	615
98840	615
98841	615
98842	615
98843	615
98844	615
98845	615
98876	614
98878	332
98879	332
98885	391
98886	391
98887	391
98888	391
98890	391
98891	388
98892	388
98895	389
98896	389
98897	390
98898	390
98899	390
98900	390
98901	390
98902	390
98904	391
98906	390
98907	390
98912	391
98913	391
98914	391
98915	391
98916	390
98917	390
98918	390
98921	390
98922	390
98925	388
98928	388
98931	388
	389
98941	388
	389
	391
98942	388
	389
	391
98943	388
	389
	391
98944	388
	389
98947	406
98949	606
	789
	803
98950	352
	671
98951	606
98952	606
98953	606
98954	388
98956	391
98957	579
98964	407
98965	389
98985	466
	489
	585
	743
	965
	972
98986	466
	489
	585
	743
	972
98989	971
98990	431
	907
	971
98991	899
	901
	971
98993	617
98994	617
99002	970
99045	963
99046	963
99057	489
	585
99074	947
99093	939
99105	939
99106	939
99112	939
99115	941
99126	938
99128	938
99129	938
99135	939
99141	940
99146	939
99147	939
99166	857
99167	857
99168	857
99169	857
99170	857
99171	857
99172	857
99173	857
99175	948
99176	948
99177	948
99179	948
99181	948
99183	948
99184	963
	964
99185	949
99186	949
99195	938
99198	938
99216	607
	617
	623
	639
	776
99217	623
99218	623
99219	624
99220	624
99221	624
99222	624
99223	624
99224	624
99225	243
	623
99226	243
	631
99227	243
	631
99228	243
99229	243
	623
	631
	635
	846
	970
99231	641
99232	641
99234	963
99235	963
99237	970
99238	624
99239	939
99243	938
99260	938
99261	939
99262	941
99269	949
99307	938
99308	954
99309	935
	950
	954
99310	954
99311	954
99330	942
99331	937
	951
	957
	959
	960
	961
	962
99332	952
99340	949
99342	948
99345	942
99346	964
	966
	971
99353	970
99355	968
99360	940
99361	941
99362	943
99370	938
99371	937
	945
	957
	959
	960
	961
	962
99372	945
99373	943
99374	937
	944
	957
	959
	960
	961
	962
99375	938
99376	938
99377	938
99379	971
99381	966
99382	966
99383	966
99384	966
99386	965
99388	964
99390	466
	489
	585
	743
99390	972
99391	489
99392	489
99472	933
99479	126
99484	914
99485	129
99486	129
99487	129
99488	129
99489	129
99490	129
99497	130
99498	130
99499	130
99500	130
99501	130
99502	130
99510	126
99519	418
99520	431
	907
99521	430
	906
99538	428
99539	428
99541	428
99542	406
99549	428
99550	131
99552	131
99554	131
99556	245
99560	662
	775
99563	662
	775
	793
99564	662
	775
99574	489
99575	964
99576	964
99577	964
99584	245
99585	914
99650	662
	775
99651	662
	775
	793
99652	662
	775
99657	965
99658	935
	965
99660	947
99673	441
99676	677
	749
99678	891
99680	742
99681	742
99682	945
99683	945
99684	742
99685	742
	749
99688	418
	431
99689	418
	431
99708	944
99709	944
99710	944
99711	944
99712	944
99713	944
99716	948
99717	939
99718	939
99722	952
99725	945
99726	949
99727	949
99728	949
99729	949
99732	940
99733	940
99734	938
99735	938
99737	919
99739	940
99740	938
99744	655
99745	655
99747	742
99748	585
99749	448
99750	448
99760	578
99768	243
	623
	631
99773	150
	234
99774	150
	234
99775	150
	234
99776	150
	234
99777	150
	234
99778	606
99779	126
	150
	177
	180
	210
	234
99780	126
	150
	177
	180
99780	210
99780	234
99781	126
	150
	177
	180
	210
	234
99782	126
	150
	177
	180
	210
	234
99783	126
	150
	177
	180
	210
	234
99784	264
	951
	957
	959
	960
	961
	962
99785	264
	951
	957
	959
	960
	961
	962
99786	951
	957
	959
99794	742
99795	126
	161
	177
	180
99796	126
	161
	177
	180
99797	126
	161
	177
	180
99798	126
	161
	177
	180
99799	126
	161
	177
	180
99802	467
99805	150
	234
99806	150
	234
99807	150
	234
99808	126
	150
	161
	177
99809	126
	150
	161
	177
99810	126
	150
	161
	177
	180
99818	606
	789
99819	470
99822	585
99823	585
99824	585
99825	585
99826	585
99827	126
	150
	177
	180
	210
	234
99828	126
	150
	177
	180
	210
	234
99829	126
	150
	177
	180
	210
	234
99841	126
	161
	177
	180
99842	126
99843	126
	161
	177
	180
99844	126
	177
	180
99848	76
99849	70
	76
99850	343
99853	150
99855	662
	775
99856	662
	775
	793
99857	662
	775
99860	305
99861	305
99862	305
99863	305
99864	305

Codes index

Code	Page
99865	305
99866	305
99867	305
99868	305
99869	305
99870	305
99871	305
99872	305
99873	305
99874	305
99875	305
99876	305
99877	305
99878	305
99879	617
99888	105
99889	105
99890	105
99891	105
99892	105
99893	105
99898	245
99899	105
99900	105
99901	105
99902	105
99903	105
99904	105
99912	606
99913	606
99914	606
99915	606
99916	606
99917	606
	789
99918	606
99919	606
99922	774
99923	774
99924	774
99925	774
99926	606
99927	179
99928	179
99929	179
99933	789
99936	175
99938	175
99941	175
99943	175
99946	175
99948	175
99951	175
99953	175
99970	938
99971.02	942
99983	388
C00001	838
C00002	838
C00003	838
C00004	837
C00005	837
C00006	837
C00007	815
C00008	815
C00009	815
C00010	815
C00011	817
C00012	817
C00013	817
C00014	817
C00015	817
C00016	817
C00017	816
C00018	816
C00019	817
C00020	817
C00021	817
C00022	817
C00023	817
C00024	817
C00040	74
C00045	74
C00046	73
C00047	73
C00048	79
C00049	79
C00050	80
C00051	80
C00052	83
C00053	83
C00054	86
C00055	86
C00058	91
C00059	91
C00063	74
C00064	73
C00065	277
C00066	277
C00067	277
C00068	277
C00069	277
C00070	277
C00071	277
C00072	277
C00074	718
C00075	720
C00076	876
C00077	876
C00078	877
C00079	877
C00080	878
C00081	878
C00082	878
C00083	719
C00084	879
C00085	886
C00086	886
C00103	718
C00104	886
C00105	887
C00106	883
C00107	883
C00108	882
C00109	882
C00110	882
C00111	882
C00112	720
C00113	729
C00114	729
C00115	721
C00116	732
C00117	79
C00118	80
C00119	83
C00120	86
C00121	91
C00122	403
C00123	403
C00124	403
C00125	403
C00126	420
C00127	420
C00128	420
C00129	424
	904
C00129	904
C00130	424
	904
C00131	424
	904
C00137	260
	414
C00138	260
	414
C00139	260
	414
C00140	476
C00141	476
C00142	476
C00143	476
C00144	66
C00145	66
C00146	66
C00147	66
C00148	118
C00149	118
C00150	118
C00151	118
C00152	118
C00153	118
C00154	476
C00155	476
C00156	476
C00157	476
C00158	476
C00159	476
C00160	476
C00161	476
C00162	66
C00163	66
C00164	66
C00165	66
C00166	276
C00167	276
C00168	276
C00169	276
C00170	276
C00171	276
C00172	276
C00173	276
C00174	104
C00175	104
C00176	105
C00177	106
C00178	106
C00179	106
C00180	107
C00181	107
C00182	107
C00183	107
C00184	107
C00186	112
C00187	288
C00188	288
C00189	288
C00190	288
C00191	288
C00192	112
C00193	112
C00194	113
C00195	113
C00196	113
C00197	114
C00198	114
C00199	64
C00200	114
C00201	115
C00202	115
C00203	64
C00204	115
C00205	64
C00206	64
C00207	119
C00208	119
C00217	64
C00218	64
C00219	64
C00220	64
C00221	199
C00222	552
C00223	199
C00224	199
C00225	199
C00226	343
C00227	345
C00228	345
C00229	345
C00230	347
C00231	347
C00232	347
C00233	347
C00234	349
C00235	349
C00236	352
	669
C00237	352
	670
C00238	351
C00239	351
C00240	351
C00241	351
C00244	357
C00245	357
C00246	357
C00247	289
C00248	289
C00249	289
C00250	289
C00251	289
C00258	63
C00259	363
C00260	63
C00261	363
C00263	365
C00264	365
C00267	367
C00268	367
C00269	368
C00270	702
C00271	63
C00272	63
C00273	368
C00275	369
C00276	369
C00278	371
C00279	702
C00280	371
C00281	371
C00282	373
C00283	375
C00284	375
C00285	375
C00286	375
C00287	375
C00288	376
C00289	376
C00290	376
C00292	377
C00293	377
C00294	377
C00295	377
C00296	377
C00297	378
C00298	378
C00299	378
C00300	702
C00301	381
C00302	381
C00303	381
C00304	381
C00305	876
C00307	877
C00308	878
C00309	878
C00310	879
C00311	886
C00312	886
C00313	883
C00314	882
C00315	882
C00316	876
C00317	228
C00318	228
C00319	876
C00320	229
C00321	229
C00322	876
C00323	876
C00324	695
C00325	695
C00326	695
C00327	695
C00328	695
C00329	695
C00330	876
C00331	293
C00332	293
C00333	293
C00334	293
C00335	293
C00336	290
C00337	290
C00338	290
C00339	290
C00340	290
C00341	294
C00342	294
C00343	294
C00344	294
C00345	294
C00346	295
C00347	295
C00348	295
C00349	295
C00350	295
C00351	447
C00352	447
C00353	447
C00354	447
C00355	447
C00356	447
C00357	447
C00358	447
C00359	447
C00360	447
C00361	447
C00362	447
C00363	447
C00364	447
C00365	447
C00366	447
C00367	447
C00368	447
C00369	447
C00370	447
C00371	66
C00372	66
C00373	67
C00374	67
C00375	66
C00376	66
C00377	67
C00378	67
C00379	855
C00380	855
C00381	855
C00382	855
C00384	855
C00385	855
C00400	130
C00403	199
C00404	199
C00405	109
C00406	109
C00407	109
C00408	109
C00409	109
C00410	201
C00411	201
C00412	201
C00413	202
C00414	202
C00415	202
C00416	202
C00417	400
C00418	400
C00419	400
C00423	396
C00424	204
C00425	204
C00426	204
C00427	204
C00428	205
C00429	205
C00430	205
C00431	205
C00437	206
C00439	206
C00442	206
C00460	421
C00461	421
C00462	421
C00463	427
C00464	427
C00465	427
C00466	403
C00467	501
C00468	501
C00470	165
C00471	501
C00472	165
C00473	158
C00474	158
C00475	158
C00476	158
C00477	355
C00478	355
C00480	501
C00481	501
C00482	501
C00483	501
C00484	501
C00485	155
C00486	156
C00487	462
C00488	462
C00489	462
C00490	462
C00495	401
C00496	401
C00497	880
C00498	880
C00499	880
C00500	880
C00501	404
C00502	404
	561
C00503	401
C00504	401
C00505	404
	557
C00506	401
C00507	401
C00508	404
C00509	402
C00510	402
C00511	402
C00512	402
C00513	400
C00514	402
C00515	402
C00516	404
C00517	589
C00518	589
C00519	589
C00520	589
C00521	589
C00522	589
C00523	589
C00524	589
C00525	589
C00526	589
C00527	590
C00528	590
C00529	590
C00530	590
C00531	590
C00532	590
C00534	590
C00535	590
C00536	590
C00537	590
C00544	591
C00545	591
C00546	591
C00547	591
C00548	591
C00550	591
C00551	591
C00552	591
C00553	591
C00554	591
C00555	591
C00556	594
C00557	594
C00558	594
C00559	594
C00560	594
C00561	594
C00562	594
C00563	594
C00564	594
C00565	594
C00566	595
C00567	595
C00568	595
C00569	595
C00570	595
C00571	595
C00572	595
C00573	595

Codes index

Code	Page
C00574	595
C00575	595
C00576	735
C00579	46
C00580	46
C00581	46
C00582	47
C00583	47
C00584	598
C00585	598
C00586	598
C00587	598
C00588	596
C00589	596
C00590	596
C00591	596
C00592	596
C00593	596
C00595	596
C00596	596
C00597	596
C00598	596
C00599	597
C00600	597
C00601	734
C00602	724
C00603	725
C00604	736
C00605	726
C00606	737
C00607	727
C00608	598
C00609	598
C00610	598
C00611	598
C00612	598
C00613	59
C00614	599
C00615	599
C00616	599
C00617	599
C00618	599
C00619	599
C00620	599
C00621	599
C00622	599
C00623	599
C00624	59
C00625	602
C00626	602
C00627	602
C00628	602
C00629	602
C00630	59
C00631	59
C00632	61
C00633	61
C00634	61
C00635	61
C00636	63
C00637	63
C00638	63
C00639	63
C00640	59
C00641	59
C00642	59
C00643	59
C00644	61
C00645	61
C00646	61
C00647	61
C00648	605
C00649	605
C00650	605
C00651	605
C00652	602
C00653	603
C00654	603
C00655	603
C00656	603
C00657	603
C00659	603
C00660	603
C00661	603
C00662	603
C00663	191
C00664	191
C00665	191
C00666	191
C00667	191
C00668	603
C00669	603
C00670	597
C00671	597
C00672	597
C00673	597
C00674	597
C00676	597
C00677	597
C00678	597
C00679	597
C00680	604
C00681	604
C00682	604
C00683	604
C00684	604
C00686	604
C00687	604
C00688	604
C00689	604
C00690	789
C00691	789
C00692	48
C00693	48
C00694	48
C00695	49
C00696	49
C00697	64
C00698	64
C00699	64
C00700	64
C00701	65
C00702	65
C00703	65
C00704	65
C00705	880
C00706	880
C00707	880
C00708	880
C00709	469
C00710	469
C00711	469
C00712	469
C00713	816
C00714	816
C00715	696
C00716	696
C00717	696
C00718	696
C00719	696
C00720	696
C00721	217
C00722	217
C00723	217
C00724	217
C00726	502
C00727	502
C00728	502
C00729	502
C00730	216
C00731	216
C00732	216
C00733	216
C00734	216
C00735	216
C00736	216
C00737	216
C00738	192
C00739	192
C00740	216
C00741	216
C00742	216
C00743	216
C00744	216
C00745	216
C00746	502
C00747	502
C00748	502
C00749	502
C00750	217
C00751	217
C00752	217
C00753	217
C00754	62
C00755	58
C00756	503
C00757	503
C00758	503
C00759	503
C00760	503
C00761	503
C00762	661
C00763	661
C00764	661
C00765	661
C00767	661
C00768	661
C00769	661
C00770	661
C00771	46
C00773	476
C00774	476
C00775	476
C00776	476
C00777	463
C00778	463
C00779	463
C00780	463
C00781	462
C00783	48
C00786	46
C00787	48
C00788	300
C00789	300
C00790	300
C00791	300
C00792	300
C00793	300
C00794	296
C00795	296
C00796	296
C00797	301
C00798	301
C00799	301
C00800	301
C00801	301
C00802	301
C00803	297
C00804	297
C00805	297
C00806	300
C00807	300
C00808	296
C00809	301
C00810	301
C00811	297
C00812	463
C00813	463
C00814	463
C00815	463
C00816	464
C00817	464
C00818	464
C00819	464
C00820	464
C00821	219
C00822	219
C00823	219
C00824	219
C00825	219
C00826	219
C00827	300
C00828	300
C00829	300
C00830	300
C00831	300
C00832	300
C00833	300
C00834	300
C00835	296
C00836	296
C00837	296
C00838	296
C00839	301
C00840	301
C00841	301
C00842	301
C00843	301
C00844	301
C00845	301
C00846	301
C00847	297
C00848	297
C00850	297
C00853	297
C00854	201
C00855	201
C00856	201
C00857	464
C00858	464
C00859	464
C00860	464
C00862	659
C00863	659
C00864	660
C00865	660
C00866	659
C00867	659
C00868	660
C00869	660
C00870	659
C00871	659
C00872	660
C00873	660
C00874	464
C00875	464
C00876	465
C00877	465
C00878	163
C00879	163
C00880	163
C00881	163
C00908	921
C00909	921
C00910	921
C00911	921
C00912	921
C00913	921
C00915	553
C00916	557
C-C100001	774
C-C100002	662
	774
C-C100003	662
	774
C-C100004	70
C-C100005	93
C-C100006	49
	93
	102
C-C100007	70
C-C100008	49
C-C100009	49
C-C100010	49
C-C100011	49
C-C100012	49
C-C100013	49
C-C100014	743
C-C100015	448
C-C100016	47
C-C100016	448
C-C100017	47
	448
C-C100018	749
C-C100019	749
C-C100020	47
C-C300001	430
	906
C-D100001	834
C-D100002	834
C-D100003	834
C-D100004	834
C-D100005	834
C-D100006	834
C-E100001	942
C-E100004	940
C-E100005	941
C-E100006	932
C-E100007	932
C-E100008	932
C-E100009	932
C-E100010	940
C-E100011	941
C-E100012	941
C-E100013	941
C-E100016	942
C-E100019	937
C-E100030	942
C-E100031	942
C-E100032	941
C-E100033	939
C-E100034	942
C-E100035	932
C-E100036	932
C-E100037	932
C-E100041	935
C-E100042	935
C-E100043	935
C-E200001	949
C-E200002	949
C-E200003	949
C-E200004	949
C-E200005	949
C-E200006	948
C-E200007	948
C-E200008	948
C-E300001	946
C-E300002	954
C-E400001	548
C-E400002	953
C-E400003	953
C-E500001	932
C-E500002	962
C-E500003	961
C-E500004	959
C-E500005	959
C-E500006	959
C-E500007	959
C-E500008	959
C-E500009	959
C-E500010	959
C-E500011	961
C-E500012	961
C-E500013	961
C-E500014	961
C-E500015	961
C-E500016	960
C-E500017	960
C-E500019	960
C-E500020	937
C-E500021	937
C-E500022	937
C-E500023	947
C-E700001	958
C-E700002	957
C-E700003	957
C-E700004	958
C-E700005	962
C-E700006	933
C-E700007	932
C-E700008	150
	161
	165
	932
C-E700009	933
C-E700010	958
C-E700011	958
C-E700012	937
C-E700015	959
C-E700016	959
C-E700017	959
C-E700018	959
C-E700019	955
C-E700020	955
C-E700021	937
C-E700022	961
C-E700023	961
C-E700024	955
C-E700026	966
C-E700027	966
C-E700028	966
C-E700029	933
C-E900001	281
C-E900002	281
C-E900003	281
C-E900004	281
C-E900005	932
C-E900006	933
C-F100003	300
	301
C-F300001	266
	416
C-F300002	266
	416
C-F300003	266
	416
C-F300004	266
	416
C-F300005	267
	416
C-F300006	267
	416
C-F300007	267
	416
C-F300008	267
	416
C-F300009	266
C-F300009	416
C-F300010	266
	416
C-F300011	194
	208
C-F300012	194
	208
C-F300013	194
	208
C-F300014	194
	208
C-F300015	194
	208
C-F300016	194
	208
C-F300017	194
	208
C-F300018	194
	208
C-F300019	194
	208
C-F300020	194
	208
C-F300021	194
	209
C-F300022	194
	209
C-F300027	194
	209
C-F300029	194
	209
C-F300030	194
	209
C-F300031	194
	209
C-F300032	194
	209
C-F300033	194
	209
C-F300034	194
	209
C-F300035	194
	209
C-F300036	194
	209
C-F300037	194
	209
C-F300038	194
	209
C-F300039	194
	209
C-F300040	194
	209
C-F300041	194
	209
C-F300042	206
C-F300043	206
C-F300044	206
C-F300045	206
C-F300054	194
	208
C-F300055	194
	208
C-F300056	194
	208

Codes index

Code	Page
C-F300057	194
	208
C-F400001	428
C-F400002	428
C-F400003	428
C-F400004	428
C-F400005	266
	416
C-F400006	606
	789
C-F400007	296
	297
C-F500001	477
	479
	482
C-F500002	455
	467
	470
C-F500003	455
	467
	470
C-F600002	51
C-K100001	430
	906
C-K100002	430
	906
C-K100003	430
	906
C-K100004	430
	906
C-K100005	430
	906
C-K100006	430
	906
C-K100007	428
C-K100008	428
C-K100009	428
C-K100010	428
C-K100015	389
C-K100016	389
C-K100017	388
	389
C-K100018	388
	389
C-K100019	391
C-K100020	391
C-K100025	390
C-K100026	389
C-K100027	389
C-K100028	391
C-K100029	391
C-K200001	388
C-K200002	388
C-K200003	389
C-K200004	389
C-K200005	388
	389
C-K200007	388
	389
C-K200009	390
C-K400001	277
C-K400002	277
C-K400003	277
C-K400004	277
C-K400005	277
C-K400006	277
C-K400007	277
C-K400008	277
C-K400009	277
C-K400010	278
	279
C-K400011	278
	279
C-K400012	278
	279
C-K400013	278
	279
C-K400014	278
	279
C-K400015	278
	279
C-K400016	277
C-K400017	277
C-K400018	277
C-K400019	277
C-K400020	277
C-K400021	277
C-K400022	278
	279
C-K400023	278
	279
C-K400024	278
	279
C-K400025	278
	279
C-K400026	276
C-K400027	276
C-K400028	69
C-K400029	69
C-K400030	276
C-K400031	276
C-K400032	69
C-K400033	69
C-K400034	69
C-K400035	69
C-K400036	276
C-K400037	276
C-K400038	69
C-K400039	69
C-K400040	69
C-K400041	69
C-K400042	69
C-K400043	69
C-K400044	70
C-K400045	70
C-K400046	69
C-K400047	69
C-K400048	69
C-K400049	69
C-K400050	69
C-K400051	69
C-K400052	70
C-K400053	70
C-K400054	70
C-K400055	70
C-K400056	276
C-K400057	276
C-K400058	552
C-K400059	552
C-K400060	552
C-K400061	552
C-K400062	552
C-K400063	552
C-K400064	552
C-K400065	552
C-K400066	552
C-K400067	552
C-K400068	552
C-K400069	552
C-K400070	552
C-K400071	552
C-K400072	552
C-K400073	552
C-K400074	552
C-K400075	552
C-K400076	414
C-K400077	414
C-K400080	414
C-K400081	69
C-K400082	69
C-K400083	69
C-K400084	69
C-K400085	69
C-K400086	69
C-K400087	69
C-K400088	69
C-K400089	69
C-K400090	69
C-K400091	69
C-K400092	69
C-K400093	69
C-K400094	69
C-K400095	69
C-K400096	69
C-K400097	69
C-K400098	69
C-K400099	69
C-K400100	69
C-K400101	774
C-K400102	69
C-K400103	69
C-K400104	69
C-K400105	69
C-K400106	69
C-K400107	69
C-K400108	69
C-K400109	69
C-K400110	69
C-K400111	69
C-K400112	69
C-K400113	69
C-K400114	69
C-K400115	69
C-K400116	69
C-K400117	69
C-K400118	69
C-K400119	69
C-K400120	69
C-K400121	69
C-K400122	69
C-K400123	69
C-K400124	69
C-K400125	69
C-K400126	69
C-K400127	69
C-K400128	69
C-K400129	69
C-K400130	69
C-K400131	69
C-K400132	51
C-K400134	51
C-K400135	51
C-K400136	51
C-K400138	51
C-K400139	51
C-K400140	51
C-K400141	51
C-K400144	51
C-K400145	51
C-K400146	51
C-K400147	51
C-K400148	51
C-U100001	388
	389
C-U200002	288
	293
	296
	300
C-U200003	288
	293
	296
	300
C-U200004	288
	293
	296
	300
C-U200006	288
	293
	296
	300
C-U200007	288
	293
	296
	300
C-U200008	289
	294
	297
	301
C-U200009	289
	294
	297
	301
C-U200010	289
	294
	297
C-U200010	301
C-U200012	289
	294
	297
	301
C-U200013	289
	294
	297
	301
C-U200014	289
	294
	297
	301
C-U200015	289
	294
	297
	301
C-U200016	290
	295
C-U200017	290
	295
C-U200018	290
	295
C-U200020	290
	295
C-U200021	290
	295
C-U200022	290
	295
C-U200023	290
	295
C-U200026	300
C-U200027	300
C-U300007	131
	210
	234
C-U300008	131
	210
	234
C-U300009	131
C-U300010	131
C-U300011	131
C-U300013	126
	150
	161
	177
	180
C-U300014	126
	150
	161
	177
	180
C-U300015	126
	150
	161
	177
	180
	210
	234
C-U300016	126
	150
	161
	177
	180
C-U300016	210
	234
C-U300017	126
	150
	161
	177
	180
	210
	234
C-U300018	470
C-U300019	51
C-U300020	51
C-U300021	51
C-U300022	51
C-U300023	467
C-U300024	467
C-U300025	467
C-U300026	467
C-U300027	467
C-U300028	467
C-U300029	126
	150
	161
	177
	180
	210
	234
C-U300030	126
	150
	161
	177
	180
	210
	234
C-U300031	126
	150
	161
	177
	180
	210
	234
C-U300032	467
C-U300033	467
C-U300034	126
	161
	177
	180
C-V200001	288
	293
C-V200003	289
	294
C-V200004	290
	295
C-V200005	428
	430
	906
C-V400002	407
C-V400004	288
C-V400006	293
C-V400008	289
C-V400010	294
C-V400012	290
C-V400014	295
C-V400015	296
	300
C-V400016	296
	300
C-V400017	297
	301
C-V400018	297
	301
C-V400019	388
C-V400020	388
C-V400021	389
C-V400022	389
C-V400023	388
	389
C-V400025	389
C-V400027	388
C-V400029	388
C-V400031	389
C-V400033	389
C-V400035	389
C-V400036	389
C-V400037	391
C-V400038	391
C-V400041	390
C-W200001	431
C-W200002	431
C-W200003	431
C-W200004	431
C-W200005	431
C-W200006	431
C-W200007	431
C-W200009	431
C-W200011	431
C-W200013	607
C-W200014	607
C-W200015	607
C-W200016	607
C-W200017	607
C-W200018	607
C-W200019	607
C-W200020	607
C-W200021	607
C-W200022	607
C-W200023	607
C-W300001	431
	907
C-W400001	406
C-W400002	406
C-W400003	406
C-W400004	743
C-W400005	607
	972
C-W500001	266
	416
C-W600001	957
	958
KIT0014	969
KIT0027	953
W-F500001	817
W-F900001	817
W-F900002	817
W-U300001	455

Printed in Italy
June 2024

Credits
Matteo Lavazza Seranto Photography Studio
Imagine Computer Graphics
Nerokubo
Orygine

Mural illustration
Emanuele Nicoletti Serra

Thanks to
Martino Lorenzon for artwork on page 149

and

LAMINAM
SUPERIOR NATURAL SURFACES

The drawings, the measurements, the materials and the colours in this catalogue are understood to be indicative. In the interest of the clientele, the company reserves the right to modify the models at any time and without any obligation of advance notice.

"Linea Light Group" reserves the right, without any advance notice, to change the characteristics of their products, as well as the availability of the same at any time. No product, relative technical data, illustrations and information in the catalogue are binding for **"Linea Light Group"**. **"Linea Light Group"** will not be held liable for any illustration, text and/or translation errors. More product characteristics are contained in the relative technical data sheets and instruction sheets. This catalogue is protected by copyright (law 22/04/1941 No. 633 and law 14/12/1942 No. 1485: this prohibits any reproduction, total or even partial). All values indicated in the catalogue are measured values. There is a +/- 10% tolerance for the flow, CCT and power data.


FSC
www.fsc.org
MISTO
A sostegno della gestione forestale responsabile
FSC® C112256


Printed with Saphira Eco
HEIDELBERG

Addresses

Linea Light HQ Italy
Via Della Fornace 59
31023 Castelminio di Resana TV
Italy

+39 0423 7868
info@linealight.com

Linea Light Milano
Via Morimondo 26 int. 17/G
20143 Milano MI
Italy

+39 02 36750915
milano@linealight.com

Linea Light Nord-Est
Via Medoaco 4
c/o Hope Center
35135 Padova PD
Italy
+39 049 7969440
nordest@linealight.com

Linea Light Roma
Via La Spezia, 34
00182 Roma
Italy

+39 06 68589134
info@linealightroma.com

Linea Light UK
Suite205 The business design center
52 Upper Street Islington
N10QH London
United Kingdom
+44 0203 6371983
info@linealight.co.uk

Linea Light France
Rue des Pays-Bas 12
68310 Wittelsheim
France

+33 389 75 52 23
info@linealight.fr

Linea Light Deutschland
Aktienstraße 214
45473 Mülheim an der Ruhr
Germany

+49 208 299979-0
service@linealight.de

Linea Light Greece
538 Vouliagmenis Ave.
17456 Alimos Athens
Greece

+30 210 9940559
g.virinis@linealight.com

Linea Light Spain
C/ Longares, 48
28022 Madrid
Spain

+34 912534773
gestion@linealight.com

Linea Light USA - Inter Lux
3741 Commerce Drive - Suites 306-308
MD21227 Baltimore
USA

+1 410 381 1497
answers@inter-lux.com

Linea Light GCC
P.O. Box 125902
Jumeirah Lake Towers JBC2
35th Floor Office 04
Dubai UAE
+971 4 4218275
info@linealight.ae

Linea Light Asia - Pacific
No. 7, Nanyi Huayuan Road,
Industry Avenue, 528478 Xiaolan Town,
Zhongshan City, Guangdong Province
China
+86 760 87618355
info@linealight.com.cn

Linea Light Singapore
21 Kaki Bukit Place, 5th Fl.
416199 Singapore
Singapore

+65 6908 5758
info.sg@linealight.com

linealight.com



LIGHT UP NEW IDEAS!

linealight.com